City of Hemet
FY2022/2023 Annual Operating Budget

Last updated 06/20/22

TABLE OF CONTENTS

Introduction . . . **5**
- Transmittal Letter . . . 6
- GFOA Budget Award . . . 11
- History of City . . . 12
- Demographics . . . 13
- Organization Chart . . . 17
- Budget Process . . . 18
- Basis of Budgeting . . . 21
- Fund Structure . . . 22
- Financial Policies . . . 28
- Additional Information . . . 29
  - FY2022/2023 Annual Operating Budget Resolution . . . 30
  - Reserve Fund Balance Requirement Ordinance . . . 35
  - Historical Expenditures and Revenue . . . 41

Budget Overview . . . **42**
- Strategic Plan . . . 43
- Short-term Factors . . . 52
- Priorities & Issues . . . 54
- Budgeted Positions . . . 55
- GANN Appropriations Limit . . . 70

Fund Summaries . . . **72**
- All Funds Summary . . . 73
- General Fund . . . 81
  - Measure U . . . 88
- Special Revenue Funds . . . 94
- Development Impact Funds . . . 101
- Water Enterprise Fund . . . 108
- Internal Service Funds . . . 115

Funding Sources . . . **121**
- Major Revenue Sources . . . 122

Departments . . . **147**
- City Council . . . 148
- City Manager . . . 154
  - City Manager Administration . . . 160
  - Community Engagement . . . 164
  - Grants Administration . . . 168
- City Clerk . . . 174
  - City Clerk Administration . . . 179
  - Elections . . . 183
  - City Clerk Records Management . . . 186
- Finance . . . 189
  - Finance Administration . . . 194
  - General Accounting . . . 198

Procurement . . . 202
Payroll . . . 206
Utility Billing . . . 210
Treasurer . . . 214
Human Resources . . . 220
Human Resources Administration . . . 225
Employee Services . . . 229
Employee Appreciation . . . 233
Police . . . 236
Police Administration . . . 242
Investigations . . . 250
Patrol . . . 255
ROCS . . . 261
Traffic . . . 267
Community Services . . . 272
Police Records Management . . . 277
Police Dispatch . . . 281
Technology Services . . . 285
Fire . . . 289
Fire Administration . . . 295
Fire Prevention . . . 301
Fire/EMS Operations . . . 305
Emergency Services . . . 311
Fire Dispatch . . . 315
Library . . . 318
Library Administration . . . 323
Adult Services . . . 328
Child Services . . . 332
Support Services . . . 336
Literacy . . . 340
Community Development . . . 344
Community Development Administration . . . 349
Planning . . . 353
Housing . . . 357
Building . . . 361
Code Compliance . . . 366
Information Technology . . . 371
IT Administration . . . 376
Applications . . . 380
Government TV . . . 384
Systems . . . 387
Public Works . . . 391
Public Works Administration . . . 398
Assessment Districts . . . 399
Capital Improvement . . . 418
Water . . . 422
Facilities Maintenance . . . 427
Fleet Maintenance . . . 432
Inspections . . . 436

Development . . . 440
Parks . . . 444
Permits . . . 449
Sewer . . . 453
Storm Drain . . . 458
Streets . . . 463
Non-Departmental . . . 468
Animal Regulation . . . 474
Heartland 2006 Refunding Bond . . . 477
Hemet Project Area 2014 Refunding Bond . . . 480
RDA Retirement Obligation . . . 483
Other Non-Departmental . . . 486
PEG Fee Projects . . . 489
ISF Through Departmental Operating Costs . . . 491
Interfund Transfers . . . 498
Capital Improvements . . . 500
Capital Improvement Program . . . 501
Appendix . . . 502
Glossary . . . 503

INTRODUCTION

Transmittal Letter

City Manager's Message

Dear City Council:

Included here is the FY 2022/23 budget for consideration. The budget document and its contents reflect a continuing positive economic outlook. The last two years, since the start of the COVID-19 Pandemic forced our community to adapt and persevere through the global pandemic. In Hemet, the local economy recovered relatively quickly from the pandemic and remains strong. Although the start of the pandemic brought many business closures, some temporary and others permanent, the community has continued to thrive with increased sales tax and a strong housing market.

In FY2020/21, Bradley Burns Sales Tax exceeded projections by over $4 million while the Measure U Transaction Tax exceeded projections by just under $4 million. In FY2021/22, sales tax and Measure U continue to be very strong with year-to-date numbers trending similar to FY2020/21 revenues. Early reports show strong revenues in vehicle sales, general consumer goods, and construction.

Over the last few years, City Council has adopted balanced budgets without the use of reserves for ongoing expenditures. This budget marks the fourth year in a row where Council has received a balanced budget.

General Fund Overview

With strong retail sales, increased development of commercial and residential property, and a strong real estate market, the General Fund along with several of the City's Special Revenue Funds and Development Impact Funds are projected for growth. General Fund revenues are projected to increase 5% over FY2021/22 while Measure U revenues are projected to increase 10% over FY2021/22 projections.

General Fund Revenues for FY2022/23 are projected to be $63,360,273 inclusive of Measure U. Of this amount, Measure U revenues are projected to be $15,000,000.

General Fund revenues, exclusive of Measure U are projected to be $48,360,273. This means that $34,819,396, 72% of these revenues are to be dedicated to Public Safety for their operations. In the FY2022/23 Budget, General Fund Public Safety Costs are projected to be $34,818,900.

Strategic Plan Update

In FY2021/22, Council adopted a Strategic Plan with specific objectives, action items, and indicators to accurately identify and track the forward progress of the Community. The five objectives of the Strategic Plan are as follows:

1. Quality of Life
2. Economic Opportunity
3. Community Engagement
4. Partnership & Collaboration
5. Organizational Effectiveness

The budget document should be viewed in tandem with the City's Strategic Plan to fully understand the vision and strategic direction for the upcoming year.

Within the budget document, you will find the most recent copy of the Strategic Plan with Action Items completed noted in green text. In addition, the Strategic Plan can be located through a link on the City's website. Regular updates on progress can be viewed on the City's website as well

Strategic Plan Accomplishments

City Departments have been working throughout FY2021/22 to complete Action Items within the Strategic Plan. Over 50% of the Action Items have now been completed. A complete list of completed items can be found in the Budget Overview section of the FY2022/23 Budget Document.

Below is a list of just a few of the most notable Action Items completed thus far:

- Establish Fire Engine 5
- Partner with CR&R to offer neighborhood cleanups
- Host targeted Police traffic enforcements
- Facilitate electronic plan checking system for Community Development
- Provide $320,000 in CDBG small business grants
- Develop bi-monthly video updates for the community
- Explore the use of online budget modules to allow interactive use
- Implement Adopt-A-Street Program
- Provide Council with proposals to manage investment function
- Provide Council with a policy for dealing with OPEB/PERS costs
- Work towards removing the City from State Auditor watch list

Notable Additions to the FY2022/23 Budget

Based on the priority goals established by the City Council and as a direct result of increased revenues, City Staff continues to move forward with enhancements to City Services. Some of the most notable additions made to assist in providing better service to the Community are listed below:

1. The addition of several positions within the Police Department
    a. (1) Police Corporal
    b. (2) Police Investigators
    c. (1) Police Officer
    d. (2) Dispatch Supervisors
    e. (2) Public Safety Office Specialists
2. Range/Training Facility Revitalization
3. Purchase of (2) investigation Vehicles and (1) CRTF Vehicle
4. Police and Fire Departments Parking Lot Rehabilitation
5. PD Administration Strategic Planning Center
6. Public Safety Serve Room Fire Suppression
7. Purchase of (1) Prisoner Transport Van, (6) Patrol Vehicles, and (1) BMW Motorcycle
8. The addition of several positions within the Fire Department
    a. (1) Deputy Fire Chief
    b. (3) Firefighter/Paramedics
    c. (1) Fire Prevention Officer
    d. (1) Management Analyst
9. Subscriptions for a Contract Management Program and an Insurance Certificate Management Program to ensure all are kept up to date.
10. Addition of (1) Office Specialist-Confidential in the City Clerk's office to assist with Records Management
11. Addition of (1) Part-Time Office Specialist-Confidential to assist in Human Resources
12. Addition of (2) Part-Time Library Aides to assist patrons at the Library
13. Upgrade to TrakIt Software to manage Permits
14. Subscription to ArcGIS Software Urban Suitability Tool
15. Contract Planning Services
16. Reinstatement of (1) G.I.S. Specialist in the IT Department
17. Purchase of (1) Information Technology Cargo Van

18. Replacement of Aged Christmas Decorations
19. Installation of 38 Bollards for City Building Protection from vehicle incursions
20. Addition of (1) Traffic Engineer
21. Replacement of several Public Works Vehicles that have now exceeded their useful life
22. Implementation of Water Conservation Program

Concluding Remarks

I would like to express my sincere gratitude and appreciation for the Management Team. Their dedication and leadership within their respective departments and divisions are instrumental in meeting the City's Strategic Plan goals.

I would also like to extend my extreme appreciation to the Hemet City Council. It is with their leadership and their desire for positive change in the community that the City's Strategic Plan was implemented and brought great enhancements and improvements to Hemet. Their unwavering desire to serve the people of Hemet is an incredible and humbling honor and I am appreciative of their support.

Eddie Pust
Acting City Manager

GOVERNMENT FINANCE OFFICERS ASSOCIATION

Distinguished Budget Presentation Award

PRESENTED TO

City of Hemet
California

For the Fiscal Year Beginning

July 01, 2021

Christopher P. Morrill

Executive Director

Last year's Adopted FY 2021-22 Annual Budget document received the Government Finance Officer's Association of the United States and Canada (GFOA) "Distinguished Budget Presentation Award" for the City of Hemet's annual budget for the fiscal year beginning July 1, 2021. In order to receive this award, a governmental entity must publish a budget document that meets program rating criteria, such as a policy document, operations guide, financial plan, and communications device.

This award is valid for a period of one year only. In preparing the Adopted FY 2022-23 Annual Budget document, staff followed the GFOA criteria. This document will be submitted to be considered for the FY 2022-23 budget award.

HISTORY OF HEMET

Nestled between the San Jacinto Mountains and Santa Rosa Hills, the City of Hemet was incorporated in January 1910 and established on the map for Helen Hunt Jackson's outdoor Ramona Pageant play, which is still featured annually. Hemet spans approximately half of the San Jacinto Valley, a total area of 27.8 square miles, and boasts the classic Southern California charm with its picturesque views of the mountains, almost always perfect weather, proximity to beaches and outdoor entertainment.



With a population of approximately 84,500, Hemet was initially inhabited by the Cahuilla Indian Tribe, then morphed into a retirement community, attracting snowbirds looking for warm weather, and has ultimately grown into a multi-generational community and destination of opportunity for hopeful entrepreneurs, families, and developers.

Hemet is home to Diamond Valley Lake, known for its fishing, hiking and biking trails and seasonal wildflower blooms, and has been designated as a Tree City USA for over 30 years.

While the predominant industries in the City were historically services for the senior citizen population, the City's four main industries are now retail trade, health care, educational services, and government. These industries provide thousands of jobs for the community. Eighty miles southeast from Los Angeles, Hemet continues to offers residents and visitors the appeal of rural living while providing opportunity for growth and a strong sense of community.

Population Overview

TOTAL POPULATION

84,686

▲ .2%
vs. 2019

GROWTH RANK

229 out of **484**
Municipalities in California

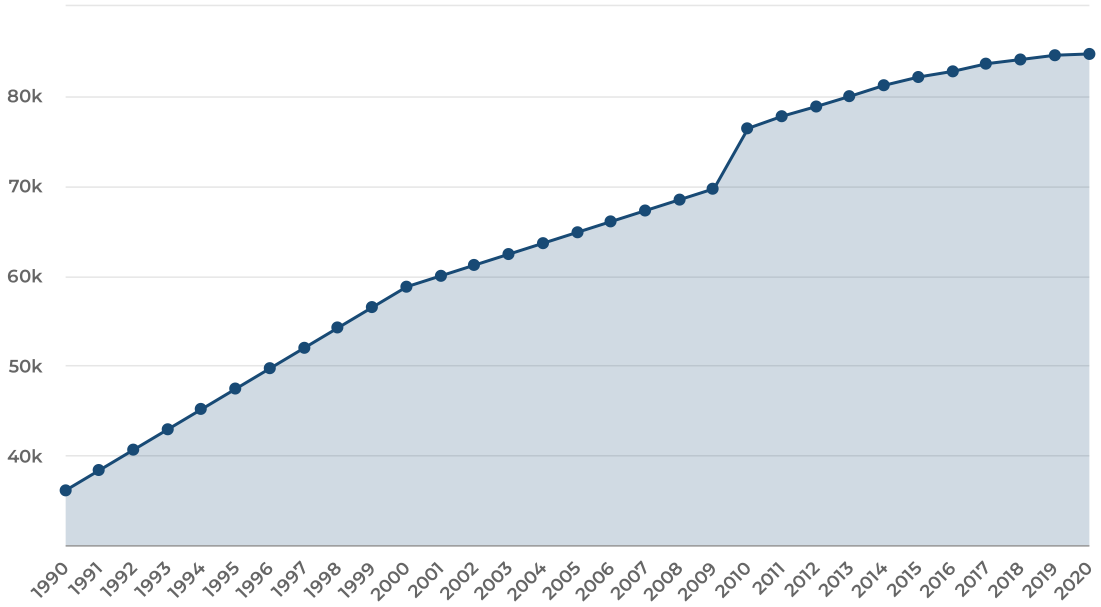

** Data Source: American Community Survey, 2010 Census, 2000 US Census and 1990 US Census*

DAYTIME POPULATION

81,095

Daytime population represents the effect of persons coming into or leaving a community for work, entertainment, shopping, etc. during the typical workday. An increased daytime population puts greater demand on host community services which directly impacts operational costs.

** Data Source: American Community Survey, 2010 Census, 2000 US Census and 1990 US Census*

POPULATION BY AGE GROUP

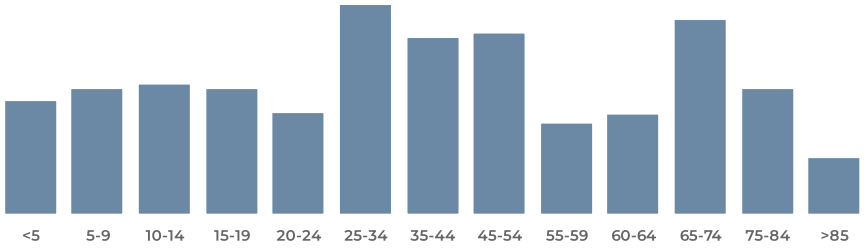

Aging affects the needs and lifestyle choices of residents. Municipalities must adjust and plan services accordingly.

** Data Source: American Community Survey, 2010 Census, 2000 US Census and 1990 US Census*

Household Analysis

TOTAL HOUSEHOLDS

Municipalities must consider the dynamics of household types to plan for and provide services effectively. Household type also has a general correlation to income levels which affect the municipal tax base.

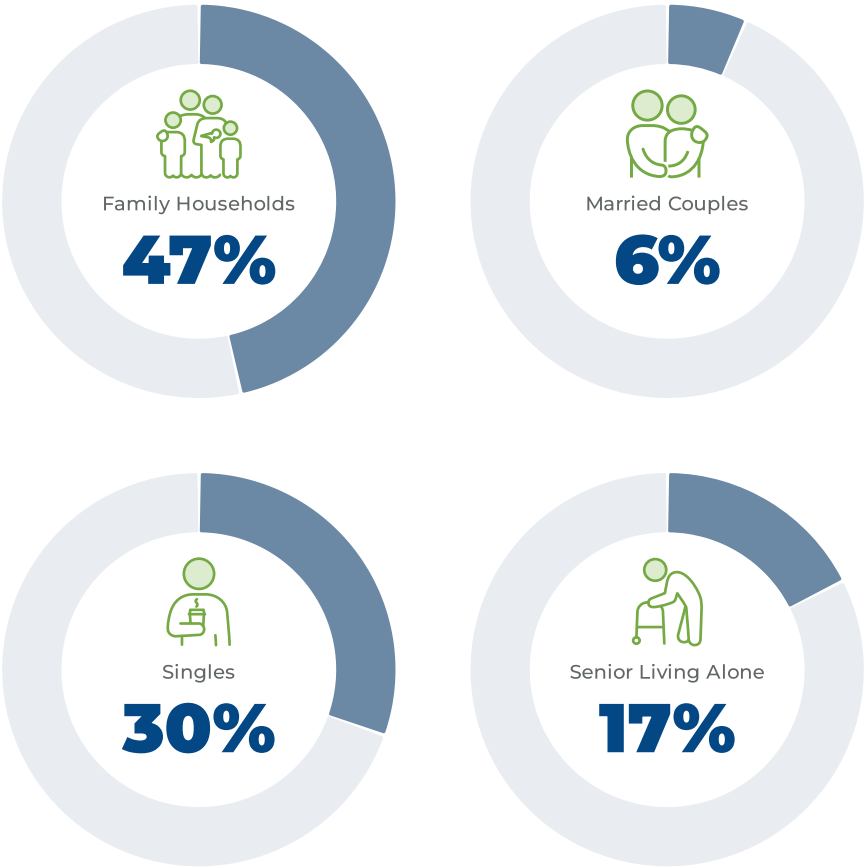

** Data Source: Hemet, CA 2020*

Economic Analysis

Household income is a key data point in evaluating a community's wealth and spending power. Pay levels and earnings typically vary by geographic regions and should be looked at in context of the overall cost of living.



HOUSEHOLD INCOME

Above $200,000

2%

Median Income

$43,152

Below $25,000

29%

** Data Source: American Community Survey, 2010 Census, 2000 US Census and 1990 US Census*

Housing Overview

2020 MEDIAN HOME VALUE

$213,000

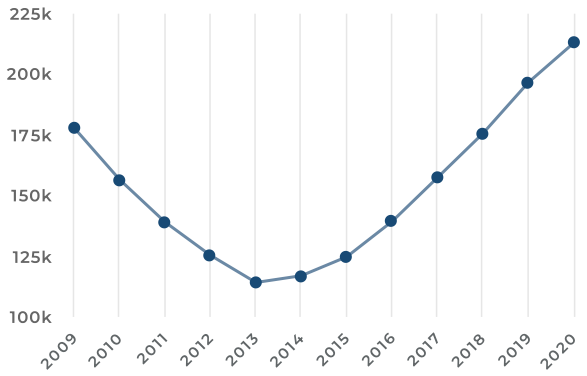

** Data Source: 2020 US Census Bureau (http://www.census.gov/data/developers/data-sets.html), American Community Survey. Home value data includes all types of owner-occupied housing.*

HOME OWNERS VS RENTERS

** Data Source: 2020 US Census Bureau (http://www.census.gov/data/developers/data-sets.html), American Community Survey. Home value data includes all types of owner-occupied housing.*

HOME VALUE DISTRIBUTION

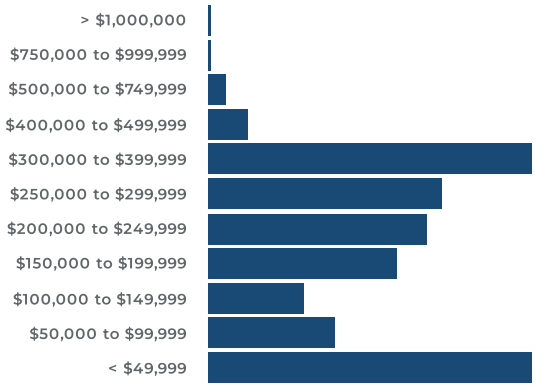

** Data Source: 2020 US Census Bureau (http://www.census.gov/data/developers/data-sets.html), American Community Survey. Home value data includes all types of owner-occupied housing.*

ORGANIZATION CHART

Budget Process and Timeline

The annual budget process begins in January of each year. The budget team, which includes the City Manager, Finance Director, and all Department Heads, reviews the needs of the City and available funding. The Budget Team uses this information to develop spending priorities and department expenditure targets for the upcoming fiscal year.

In fiscal year 2021-2022, the City Manager incorporated city services into programs and concepts that align with the Council's established priorities, creating a first time program-based budget. Fiscal year 2022-2023 will be the second year that program-based budgeting is being used and will start layering the foundation of historical data in this manner.

In February, a Budget Memo is sent out to all Department Heads by the City Manager with instructions on how to proceed with the initial budget.

The Finance Department works on updating salary and benefit costs, which include any MOU increases, CalPERS increases, and any merit increases due to individual employees. The Finance Department also updates cost allocation information for use with Internal Service Fund allocations.

Department revenue estimates are compiled from projections of activity for the upcoming fiscal year. The Finance Director and the City Manager meet shortly after requests are submitted to analyze the City's ability to fund all programs and review any requests for additions. These additions include the following:

- Expenditure requests above the established department target;
- Personnel requests, including temporary personnel, and any proposed reclassifications.

The budget team holds meetings with each department to discuss their budget requests and to obtain additional information to assist in the resolution of the requests. Following this review, department staff performs a final adjustment to their line item submissions.

In April and May, a public City Council budget workshop is held to receive public comment and to review the components of the Proposed Budget and any modifications to fiscal policies, prior to formal consideration for adoption. Any changes based on this review are incorporated prior to adoption at a subsequent City Council meeting, which should occur in June.

All appropriations lapse at year-end, except for those relating to encumbrances approved for carryover to the following fiscal year. The City Council has the legal authority to amend the budget at any time during the fiscal year. Budgetary controls are maintained to ensure compliance with the budget as approved by the City Council. Adjustments between funds or requests for additional funding require the approval of the City Council. As referenced in the Budget Resolution, the City Manager has the authority to make changes within departmental budgets. The level of budgetary control (that is, the level at which expenditures cannot legally exceed the appropriated amount) is at the department level.

The City has a formalized mid-year budget review process which is used to update the appropriations and revenue projections halfway through the fiscal year. The City begins this process in December by analyzing revenue projections, service contracts, new City Council priorities, and the impacts of legislation from the State and Federal Government. In January, departments review their individual budgets to identify any savings or to request additional funds to meet the needs of new programs or spending priorities. The result is a Mid-Year budget document that ensures that sufficient funding is available to meet the updated objectives and priorities for the remainder of the fiscal year. This document is taken to the City Council for adoption.

Jan 25, 2022

FY21/22 Mid-year reports available

Feb 21, 2022

Request ISF data from departments and divisions

Feb 21, 2022

Issue budget instructions

Feb 28, 2022

Open Eden for department budget entry

Mar 2, 2022

Salary and benefit data distributed to departments and divisions

Mar 9, 2022

Eden entry of department's expenditure requests due to Finance

Mar 9, 2022

Revenue projections due to Finance

Mar 14, 2022

Salary and benefit data updates due back to Finance

Mar 14, 2022

ISF data due back to Finance

Mar 28, 2022

First series of meetings with departments

Apr 1, 2022

Five-year financial forecast (General Fund)

Apr 12, 2022

First City Council Budget Workshop

Apr 18, 2022

Second series of meeting with departments

May 10, 2022

Second City Council Budget Workshop

May 24, 2022

Third City Council Budget Workshop

Jun 14, 2022

Budget Adoption

BASIS OF BUDGETING

All governmental funds are both accounted for and budgeted using the modified accrual basis of accounting. Their revenues are recognized when they become “measurable” and “available.” Revenues are considered measurable when they are reasonably estimable. Revenues are considered available when they will be collected either during the current period or soon enough after the end of the period to pay for the current year's liabilities. The primary revenue sources susceptible to accrual are property and sales taxes, franchise fees, transient occupancy taxes, investment income, fines and forfeitures collected by County courts, and motor vehicle-in-lieu subventions.

Expenditures are generally recognized under the modified accrual basis of accounting when the related fund liability is incurred. An exception to this general rule is principal and interest due on general long-term debt, which is recognized when due.

Proprietary and Fiduciary funds are accounted for and budgeted using the full accrual basis of accounting, i.e., revenues are recognized in the period earned and expenses are recognized in the period incurred.

Encumbrance accounting, under which purchase orders, contracts, and other commitments for the expenditure of funds are recorded in order to reserve that portion of the applicable appropriation, is employed in the governmental funds. Outstanding encumbrances at the end of the fiscal year are recorded as reservations of fund balance since the commitments will be paid in the subsequent year. Encumbrances do not constitute expenditures or liabilities.

Fund Structure

The City of Hemet's revenues and expenditures are accounted for in a series of funds. Each fund is an autonomous accounting entity, established in accordance with legal and professional accounting standards. Funds are used to segregate the various financial activities of a governmental entity and to demonstrate compliance with specific regulations, restrictions or limitations, (i.e., demonstrating that restricted revenues are spent only for allowed purposes).

Funds used in government are classified into three broad categories: governmental, proprietary and fiduciary. Governmental funds include activities usually associated with the operations of a typical state or local government (public safety, general government activities, etc.). Proprietary funds are used in government to account for activities often found in the private sector (the City's water utility is a prime example). Fiduciary funds are utilized in situations where the government is acting in a fiduciary capacity as a trustee or agent. The appropriated funds utilized by the City of Hemet are detailed below. The City of Hemet details the Capital Improvement Projects in a separate document, although the funds are listed below for informational purposes.

FUND STRUCTURE

GENERAL FUNDS

- Administrative Fund (100)
- Public Service Fund (110)
- Measure U Fund (115)
- Community Development Fund (120)

SPECIAL REVENUE FUNDS

- Public Safety Towing Fund (130)
- Gas Tax Fund (221)
- Measure A Fund (222)
- AQMD Fund (225)
- Lighting Districts Post Prop 218 Fund (227)
- Landscape Districts Post Prop 218 Fund (228)
- Public Works CFD Fund (229)
- Asset Forfeiture Fund (231)
- Public Safety Grants Fund (232)
- Public Safety CFD Fund (234)
- COPS/AB 3229 Fund (236)
- Local Law Enforcement Block Grant Fund (237)
- Community Development Block Grant - CDBG Fund (240)
- General Plan Fund (241)
- Sewer/Storm Drain Fund (254)
- American Rescue Plan Fund (270)
- Heartland Bond Fund (788)

DEVELOPMENT IMPACT FEES

- Public Meetings Facilities Fund (315)
- General Facilities Fund (316)
- Flood Control Fund (326)
- Bridges/Streets Fund (329)
- Law Enforcement Fund (331)
- Fire Facilities Fund (332)
- Park Development Fund (361)
- Valley Wide DVL Fund (362)
- Library Facilities Fund (363)
- Capital Projects Fund (370)

FUND STRUCTURE CONTINUED

ENTERPRISE FUNDS

Water Fund (571)

INTERNAL SERVICE FUNDS

Equipment Replacement Fund (380)
Administrative Services – Information Technology Fund (680)
Facilities Maintenance Fund (685)
Public Works Administration Fund (686)
Other Post Employment Benefits Fund (689)
Unemployment Benefits Fund (690)
Legal Services Fund (691)
Workers Compensation Fund (681)
Medical/Dental Fund (682)
Liability Insurance Fund (683)
Fleet Maintenance Fund (684)

Description of Funds

Governmental Funds:

Governmental Funds are used to account for most governmental functions and focus on the near-term inflows and outflows of spendable resources.

- ***General Fund (100) -*** This is part of the general operating fund for the City, utilized to account for all resources not required to be accounted for in another fund. Fund 100 houses the administrative functions of the General fund and includes departments and divisions such as City Council, City Manager's Office, City Clerk, Finance, City Treasurer, and Human Resources.
- ***General Fund (110) -*** This is the second part of the general operating fund for the City, utilized to account for all resources not required to be accounted for in another fund. Fund 110 houses public service functions of the General fund and includes departments and divisions such as Police, Fire, Parks, and Library.
- ***General Fund (115)*** - This is the general operating fund for Measure U.
- ***General Fund (120) -*** This is the third and final part of the general operating fund for the City, utilized to account for all resources not required to be accounted for in another fund. Fund 120 houses the community development functions of the General fund and includes programs such as Building, Planning, Code Compliance, and Engineering.

Special Revenue Funds:

Special Revenue Funds are used to account for specific resources that are legally restricted to expenditure for particular purposes.

- ***Public Safety/Towing (130)-*** This fund accounts for the financial transactions involving the use of monies collected for towing services as related to public safety.
- ***Gas Tax (221) –*** Accounts for transactions as prescribed by the State of California statute on California Streets and Highways; including receipts under Streets and Highways Code Section 2105, 2106, 2107, 2107.5 and SB1.
- ***Measure A (222) –*** Accounts for the use of Measure A tax monies for transit purposes.
- ***Article 3 (223) –*** Accounts for the use of the Transportation Development Act Article 3 funds.
- ***AQMD/Air Pollution Reduction (224) –*** Accounts for the financial transactions per Regulation 15 of the South Coast Air Quality Management District.
- ***Lighting/Landscape Maintenance District (225) –*** Accounts for the financial transactions of the pre-prop 218 City-wide lighting and landscaping district established by City Council.
- ***Post Proposition 218 Lighting District (227) –*** Accounts for the financial transactions of lighting districts voted by the citizens of those specified areas.
- ***Post Proposition 218 Landscape District (228) –*** Accounts for the financial transactions of landscape districts voted in by the citizens of those specified areas.
- ***Public Safety CFD (229) –*** Accounts for the financial transactions of lighting, landscape and maintenance of specific assessment area established by the City Council.
- ***Asset Seizure (231) –*** Accounts for the financial transactions associated with assets seized in narcotics investigations to be used for law enforcement purposes.
- ***Public Safety Grants (232) –*** Accounts for financial transactions as prescribed by various State and Federal Public Safety Grants.
- ***Public Safety CFD (234) –*** Accounts for the proceeds from the Public Safety Community Facilities District voted in by the citizens of those specific areas to be used specifically for public Safety.
- ***Citizen Option for Public Safety Programs (COPS) (236) –*** Accounts for financial transactions as prescribed by the State of California Grant under AB 3229.
- ***Local Law Enforcement Block Grant (LLEBG) (237) –*** Accounts for financial transactions as prescribed by the U.S. Department of Justice Grant for Local Law.
- ***Community Development Block Grant (CDBG) (240) –*** Accounts for the financial transactions as prescribed by the Federal Department of Housing and Urban Development for Community Development Block Grant Programs
- ***General Plan (241) –***Account for the financial resources received related to updating and maintaining the City's general plan.
- ***Home Investment Partnership (HOME) Program (242) –*** Accounts for the financial transactions of the federally funded HOME program as administered by the State of California's Department of Housing and Community Development.
- ***Housing Authority (244) –*** This fund accounts for the revenue received from the City's affordable housing programs which facilitate housing development and affordable housing opportunities.
- ***CAL HOME Program (245) –*** Accounts for the financial transactions of the State-funded program to replace and rehabilitate mobile homes.
- ***2001-2008 HOME Program (246) –*** Accounts for the financial transactions of the federally funded HOME program as administered by the State of California Department of Housing and Community Development.
- ***Neighborhood Stabilization Program Grant (247) –*** Accounts for the financial transactions as prescribed by the Federal Department of Housing and Urban Development for Neighborhood Stabilization Program Grants.

- ***Sewer/Storm Drain (254) –*** This fund accounts for the sewer and storm drain fees for the City-wide program to maintain storm drains and sewer transmission lines. Revenues are intended to cover the maintenance costs for these lines.
- ***American Rescue Plan (270) –*** This fund accounts for the American Rescue Plan Act of 2021 to speed up the United States' recovery from the economic and health effects of the COVID-19 pandemic and ongoing recession.

Capital Projects Funds:

Capital projects funds are used to account for financial resources used for the acquisition or construction of capital facilities. These include land, improvements to land, buildings and building improvements and infrastructure.

- ***Public Meeting Facilities (315) –*** Accounts for the financial transactions for the public meeting facilities identified in the development impact fee report and funded through developer contributions.
- ***General Facilities (316) –*** Accounts for the financial transactions for general facilities identified in the development impact fee report and funded through developer contributions.
- ***Flood Control (326) –*** Accounts for the financial transactions for flood control improvements identified in the development impact fee report and funded through developer contributions.
- ***Bridges/Streets/Traffic Facilities (329) –*** Accounts for the financial transactions for general facilities identified in the development impact fee report and funded through developer contributions.
- ***Law Enforcement Facilities (331) –*** Accounts for the financial transactions for the purchase of equipment identified in the development impact fee report and funded through developer contributions.
- ***Fire Facilities (332) –*** Accounts for the financial transactions for the purchase of equipment identified in the development impact fee report and funded through developer contributions.
- ***Park Development (361) –*** Accounts for the financial transactions for park acquisitions and development identified in the development impact fee report and funded through developer contributions.
- ***Valley Wide DVL Park (362) –*** Accounts for the financial transactions for development identified in the development impact fee report and funded through developer contributions.
- ***Library Facilities (363) –*** Accounts for the financial transactions for expansion of library facilities identified in the development impact fee report and funded through developer contributions.
- ***Capital Projects (370) –*** Accounts for the financial transactions for Capital Projects related to the General Fund or General Fund departments.
- ***Equipment Replacement (380) –*** Accounts for accumulation of reserves for future replacement of rolling stock vehicles from other funds.

Permanent Funds:

A permanent fund is a fund where the principal fund may not be used and only earnings from the fund are used for the benefit of the government or its citizens.

- ***LaSalle Library Endowment (160) –*** Accounts for an endowment given to the City of Hemet for the benefit of the Library. Only interest earned on the principal amount of $1,000,000 can be used for non-operating costs of the Library.

Fiduciary Funds:

Fiduciary Funds are used to account for assets that are held in trust for others. In other words, these are the funds that are held by the government as a trustee. They are held on behalf of others, and therefore, they cannot be used to fund the government's own expenses.

- ***Private Purpose Trust Fund (396 and 496) –*** These funds are used to account for the balances and transactions of the Successor Agency to the former Hemet Redevelopment Agency.

Proprietary Funds:

Proprietary Funds are used to account for activities that involve business-like interactions, either within the government or outside of it. These activities are similar to what would be found in the private sector, so the reporting resembles what would be used by a private business.

- ***Water Fund (571) -*** This fund accounts for the financial transactions of the City's Water Utility Service, including water production, transmission, and distribution system.

Internal Service Funds:

Internal Service Funds primarily provide either benefits, goods or services to other funds, departments, or agencies of government on a cost-reimbursement basis.

- ***Information Technology (680) -*** This fund was established to account for the City's Information Technology activities. All software maintenance costs are housed under this fund and charged directly to the department who uses it. All other general IT costs, such as staffing, Internet, telephone, etc, are charged to departments using a cost allocation method. Departments are charged based on the percentage of total computers, printers, telephones, and voicemail lines within each department.
- ***Workers' Compensation (681) -*** This fund was established to manage workers' compensation insurance, claims, and administration. The annual cost of workers' compensation is charged to departments as a percentage of payroll.

- ***Dental & Vision Insurance (682) -*** This fund was established to manage the City's self-funded Dental and Vision plan available to employees.
- ***Liability Insurance (683) -*** This fund was established to manage liability insurance, claims and administration of the program. The City is self-insured for the first $200,000 per incident. Coverage is provided through a joint powers authority. The annual cost is charged to departments a proportionate share of the Liability budget to fund the program.
- ***Equipment Maintenance (684) -*** This fund was established to manage the equipment maintenance program which provides all City departments with cost effective preventative maintenance and repair services of all City fleet vehicles and equipment.
- ***Facilities Maintenance (685) -*** This fund was established to manage the cost of maintenance for all City buildings including building repairs, janitorial services, elevator maintenance, underground tank maintenance and repairs, and traffic signal maintenance. Departments are charged a proportionate share of the cost to run the program and shares are based on each department's square feet occupied.
- ***Other Post-Employment Benefits OPEB (689) -*** This fund was established to manage the cost of Other Post-Employment Benefits (OPEB) for retirees. Costs include retiree medical, dental, and vision benefits as well as administration costs. Departments Citywide are charged a proportionate share of the cost of the program.
- ***Unemployment Benefits (690) -*** This fund was established to manage the cost of unemployment claims and is self-funded. The City does not pay for unemployment insurance.
- ***Legal Services (691) -*** This fund was established to manage the cost of providing legal services to all City Departments and their Divisions. Annual cost is charged to departments as a proportionate share of the cost of the program.

Financial Policies

An operational budget is a plan for the accomplishment of programs related to objectives and goals within a definite time period, including an estimate of resources required, together with an estimate of the resources available, usually compared with one or more past periods and showing future requirements.

The City of Hemet views the budget as a means of balancing revenues and expenditures by estimating revenues conservatively and by adjusting department budget requests accordingly. The City estimates revenues based on prior years' history and future projects that would bring in additional funds. The City staff is cognizant of the fact that revenues can be lean and budget their departmental expenditures accordingly. The City also tries to expend all current operating and capital operations out of current revenues.

An operational budget provides accountability and control over sources and uses by defining the budget to line item detail. It is a document of policy. City Council programs and policies along with departmental goals, objectives, accomplishments, and performance measures are the guides for departments to assess their performance.

These policies are then defined as dollar amounts in the areas of salaries, benefits, operations & materials, contractual services, debt service, capital outlay and capital project needs to accomplish these policies.

The budget document is designed to incorporate into the financial statements for ease of reporting in conformance with Generally Accepted Accounting Principles (GAAP).

Changes to the adopted budget can happen in two different ways. One is to make a request (usually an increase in expenditures) to the City Council. This is usually when a department is requesting a change in the total budget for that department. In this case, only the City Council can approve a budget adjustment. The other is to move budgeted amounts from one line item within a department, to another line item. If the total departmental amount does not change, the City Manager has the authority to approve this change.

The City Council requires the General Fund budget to be balanced. However, the City Council is not opposed to operating transfers for one-time projects or equipment purchases in the General Fund. Operating transfers are not to be used to balance the budget. The City Council is also not opposed to using reserves for items that the reserves were saved for in the first place. Capital Projects Funds and some Special Revenue Funds use fund balance to construct many of the projects being proposed in this budget. Many times, the reserves are "saved" over a period so the project can be completed and paid with cash.

The City has a formal reserve policy to ensure adequate fiscal responsibility and resources to assist the City in achieving the following objectives:

- Build adequate reserves
- Establish sound fiscal reserve policies
- Help the City to reach its short-term and long-term financial obligations
- Establish a period review of the City's fund balances and reserves
- Enhance the City's credit rating

Within this policy, the City will maintain spendable and unrestricted General Fund reserves equaling at least 20% of current expenditures.

Along with a reserve policy, the City has a 5-year Capital Improvement Program (CIP) that is established and updated with every budget to show which projects the City Council wants constructed, how it will be paid for and when it will be constructed. One of the reasons the CIP is created is to make sure there are adequate funds for the projects. The CIP sets the goals and staff will make sure that the funds to implement the goals are placed in the budget.

Additional Information

Within this section, the following items can be located:

- FY2022/23 Annual Operating Budget Resolution
- Reserve Fund Balance Requirement Ordinance
- Historical Expenditures and Revenue (2019-2021)

CITY OF HEMET
HEMET, CALIFORNIA
RESOLUTION NO. 2022-091

A RESOLUTION OF THE CITY COUNCIL OF THE CITY OF HEMET, CALIFORNIA, ADOPTING THE BUDGET AND APPROVING APPROPRIATIONS FOR THE FISCAL YEAR COMMENCING JULY 1, 2022, AND ENDING JUNE 30, 2023

THE CITY COUNCIL OF THE CITY OF HEMET FINDS, DETERMINES, ORDERS AND RESOLVES AS FOLLOWS:

SECTION 1. The budget for the City of Hemet ("BUDGET") for the fiscal year commencing July 1, 2022, and ending June 30, 2023 as prepared and submitted by the City Manager and as modified by the City Council, is hereby approved and adopted as the budget of the City of Hemet for said fiscal year. A copy of said budget is hereby ordered filed in the office of the City Clerk and shall be certified by the City Clerk as having been adopted by this resolution.

SECTION 2. The Budget, as adopted by the City Council, establishes the total appropriation provided for each City Department and Fund subject to all applicable ordinances of the City and statutes of the State. To ensure that the expenditures of each Department and Fund do not exceed the appropriation, expenditures for each Department and Fund are limited to the amounts authorized by the City Council in the Budget, plus any carryover amounts and supplemental appropriations separately and individually approved by the City Council. The City Manager is authorized to transfer budgeted amounts between Divisions and accounts within the same Department and Fund over the course of the fiscal year covered by the Budget so long as such transfer

is reported to the City Council within forty-five (45) days. Any transfer of appropriations between Departments or Funds or any increased appropriation for a Department or Fund must be authorized by the City Council. Expenditures may not legally exceed budgeted appropriations at the Department level within a Fund. City Council approval is required for all transfers from unappropriated fund balances or contingency reserves.

SECTION 3. At the close of the fiscal year unexpended appropriations in the operating budget will be encumbered as necessary to underwrite the expense of outstanding purchase commitments. Unexpended appropriations for authorized but uncompleted projects as approved by the City Council may be carried forward to the next succeeding budget upon approval of the City Manager.

SECTION 4. Total appropriations within funds will be increased only by amendment of the budget by motion of the City Council.

SECTION 5. The City Manager may reduce expenditure appropriations within funds as a method of fiscal control, and the Finance Director may decrease revenue estimates to reflect economic change during the fiscal period.

SECTION 6. The Finance Director is hereby authorized to transfer monies in accordance with the interfund transfers listed in said budget, and to transfer monies to cover operational expenditures of the City through transfers of funds in such amounts, and at such times during the fiscal year as may be determined necessary to the competent operation and control of City business or to provide for adequate cash flow, except that no such transfer shall be made in contravention of State law or City ordinances.

SECTION 7. Section 7910 of the California Government Code provides for a formal spending limit. The spending limitation for the fiscal year 2022-23 totals

$134,701,670 based on population growth and change in California per capita personal income. The option of using the percentage change in the local assessment roll due to the addition of local non-residential new constructing has not been used. The 2022-23 budget subject to the spending limit is $63,482,161 and, therefore, below the limit. (Attachment A)

SECTION 8. The City Manager is hereby authorized to appropriate budget in the HOME Funds as program income is paid to the City in order for the City to re-loan these funds to qualified homeowners.

SECTION 9. Adjustments made by the City Council during the budget hearing and documented in the minutes for this action will be incorporated within the final printed budget document. The City Manager is hereby authorized to approve any corrections in the budget document that are clerical in nature.

SECTION 10. The City Clerk shall certify to the adoption of this resolution.

PASSED, APPROVED AND ADOPTED this 14th day of June, 2022.

Malcolm Lilienthal, Mayor

ATTEST:

John Paul Maier, City Clerk

State of California)
County of Riverside)
City of Hemet)

I, John Paul Maier, City Clerk of the City of Hemet, do hereby certify that the foregoing resolution was adopted by the Hemet City Council on the 14th day of June, 2022, and was passed by the following vote:

AYES:	Council Members: Krupa, Brown, Males, Mayor Pro Tem Meyer, Mayor Lilienthal
NOES:	Council Members: None.
ABSTAIN:	Council Members: None.
ABSENT:	Council Members: None.

John Paul Maier, City Clerk

CITY OF HEMET
Hemet, California
ORDINANCE NO. 1880

AN ORDINANCE OF THE CITY COUNCIL OF THE CITY OF HEMET, CALIFORNIA, AMENDING DIVISION 7 "RESERVE FUND BALANCE REQUIREMENTS" TO ARTICLE V "FINANCE" OF CHAPTER 2 "ADMINISTRATION" OF THE HEMET MUNICIPAL CODE.

WHEREAS, to ensure adequate fiscal resources and stable delivery of City services during emergency events or severe economic downturns the City desires to establish a General Fund reserve requirements and,

WHEREAS, to ensure fiscal prudence and responsibility the City desires to also establish criteria for use of General Fund reserves, and,

WHEREAS, the City adopted Ordinance No. 1848 incorporating these requirements and criteria in the City of Hemet Municipal Code.

WHEREAS, the City has reviewed these requirements and intends to make amendments to establish more appropriate requirements and criteria.

NOW, THEREFORE, THE CITY COUNCIL OF THE CITY OF HEMET HEREBY ORDAINS AS FOLLOWS:

SECTION 1: Amend Division 7 "Reserve Fund Balance Requirements" to Article V "Finance" of Chapter 2 "Administration" of the Hemet Municipal Code.

The City Council hereby amends Division 7 "Reserve Fund Balance Requirements" which shall read as follows:

"Division 7"

RESERVE FUND BALANCE REQUIREMENTS

24-50: PURPOSE
24-51: DEFINITIONS

24-52: RESERVE FUNDS

24-53 to 24-59 Reserved

24-50: PURPOSE

The purpose of this Division 7 is to enable the City to engage in realistic long-term planning, assist in development of annual budgets, and to guide the city in prudent use of resources and to maintain sound fiscal management policies. This Division 7 aims to assist the City in achieving the following objectives:

1. Build adequate reserves.
2. Establish sound fiscal reserve policies.
3. Help the City to reach its short-term and long-term financial obligations.
4. Establish a periodic review of the City's fund balances and reserves.
5. Enhance the City's credit rating.

To achieve these purposes and objectives, the City will establish a reserve fund balance account that will allow for funding of emergencies, contingencies, liabilities and planned major capital projects. The goal is to maintain adequate financial reserves so that in times of economic downturns and annual revenue fluctuations, the City can continue to provide essential city services and meet expenditure obligations.

24-51: DEFINITIONS

For the purposes of this Division 7, the following terms shall have the following meanings:

(a) **"Emergency"** shall mean, in accordance with Section 26-2, the actual or threatened existence of conditions of disaster or of extreme peril to the safety of persons and property within the city caused by such conditions as air pollution, fire, flood, storm, epidemic, riot or earthquake, or other conditions, including conditions resulting from a labor controversy, which conditions are or are likely to be beyond the control of the services, personnel, equipment and facilities of the city, requiring the combined forces of other political subdivisions to combat.

(b) **"Fiscal Emergency"** shall mean the occurrence of any one or more of the following:

(1) the existence of a default on a debt obligation for more than thirty days;

(2) the existence of a failure for lack of funds to make payment of all payroll to employees of the municipal corporation for more than thirty days or beyond an agreed period of extension;

(3) an increase in the minimum levy of the municipal corporation that results in a reduction in the minimum levies for one or more other subdivisions or taxing districts;

(4) the existence of a condition in which accounts due and payable at the end of the preceding fiscal year, less the year-end balance, exceeded one-twelfth of the available revenues during the preceding fiscal year;

(5) the existence of a condition in which the aggregate of deficit amounts of all deficit funds at the end of the preceding fiscal year, less the year-end balance, exceeded one-twelfth of the total of the general fund budget for that year and the receipts to those deficit funds other than from transfers from the general fund;

(6) the existence of a condition in which, at the end of the preceding fiscal year, moneys and marketable investments in or held for the unsegregated treasury of the municipal corporation, minus outstanding checks and warrants, were less than the aggregate of the positive balances of the general fund and those special funds whose purposes the unsegregated treasury meets, and such deficiency exceeded one-twelfth of the total amount received into the unsegregated treasury during the preceding fiscal year.

(c) "Economic Stabilization" shall mean the stabilizing of the delivery of city services during periods of operational deficits resulting from deferral of federal, state, or county remittance; the imposition of unexpected unfunded mandates;or unexpected and drastic downturns in the economy. Stabilization is regarded as a specified purpose only if the circumstances or conditions that signal the need for stabilization (a) are identified in sufficient detail and (b) are not expected to occur routinely.

24-52: GENERAL FUND RESERVES

The City will maintain spendable and unrestricted General Fund reserves equaling at least 20% of current expenditures. Use of these reserves is allowable only when one of more of the following conditions exist:

(a) The City Council has declared the existence of either an "Emergency" or "Fiscal Emergency" ;

(b) Funds are to be set aside for the purpose of stabilizing the delivery of City services during periods of operational budget deficits resulting from the conditions as described in the definition above "Economic Stabilization"

(c) Other Reserve Designations. The City Council may at any time designate specific fund balance levels for future development of one-time projects which it has determined to be in the best long-term interests of the City.

SECTION 2: SEVERABILITY.

If any section, subsection, subdivision, sentence, clause, phrase, or portion of this Ordinance is, for any reason, held to be invalid or unconstitutional by the decision of any court of competent jurisdiction, such decision shall not affect the validity of the remaining portions of this Ordinance. The City Council hereby declares that it would have adopted this Ordinance, and each section, subsection, subdivision, sentence, clause, phrase, or portion thereof, irrespective of the fact that any one or more sections, subsections, subdivisions, sentences, clauses, phrases, or portions thereof be declared invalid or unconstitutional.

SECTION 3: EFFECTIVE DATE.

This Ordinance shall take effect thirty (30) days from its passage by the City Council of the City of Hemet.

SECTION 4: PUBLICATION.

The City Clerk is authorized and directed to cause this Ordinance to be published within fifteen (15) days after its passage in a newspaper of general circulation and circulated within the City in accordance with Government Code Section 36933(a) or, to cause this Ordinance to be published in the manner required by law using the alternative summary and posting procedure authorized under Government Code Section 39633(c).

INTRODUCED at the regular meeting of Hemet City Council on this 8th day of April, 2014.

APPROVED AND ADOPTED this 22nd day of April, 2014

Larry Smith, Mayor

ATTEST:

Sarah McComas, City Clerk

APPROVED AS TO FORM:

Eric S. Vail, City Attorney

State of California)
County of Riverside)
City of Hemet)

I, Sarah McComas, City Clerk of the City of Hemet, do hereby certify that the foregoing Ordinance was introduced and first read on the 8th day of April, 2014, and had its second reading at the regular meeting of the Hemet City Council on the 22nd day of April, 2014, and was passed by the following vote:

AYES: **Council Members Krupa, Wright and Mayor Pro Tem Milne**
NOES: **Mayor Smith**
ABSTAIN:
ABSENT: **Council Member Youssef**

Sarah McComas, City Clerk

Historical Expenditures and Revenue

The City started program-based budgeting beginning in FY2022. Department budgets were allocated to programs, which is reflected in the budgeted data for FY2022 and FY2023. Historical data of expenditures prior to FY2022 is reflected at the department level.

Because historical data at the program level is not available prior to FY2022, Expenditure History and Revenue History reports at the department level for Fiscal Years 2019, 2020, and 2021 are attached here for reference.

Please note the attachments are only viewable in the Digital Budget Book and will not be part of the PDF generated when printing the Budget Book.

To view and print the attachments from the PDF Budget Book, please go to these links:

https://www.hemetca.gov/DocumentCenter/View/8096/Three-Year-Expenditure-History-2019-2021
https://www.hemetca.gov/DocumentCenter/View/8095/Three-Year-Revenue-History-2019-2021

BUDGET OVERVIEW

Strategic Plan

After a series of strategic planning meetings and a community meeting, the Hemet City Council adopted the Strategic Plan on June 23, 2021. The Plan provides a vision forward for the City of Hemet to achieve several milestones toward improving quality of life, increasing economic opportunities, and improving the overall health of the Hemet community. The Plan includes success indicators that each of the City departments will track and measure their progress in meeting these milestones. Stakeholders of the community can check the status on each priority goal by visiting the City's portal here: https://performance.envisio.com/dashboard/HEMETSTRATPLAN

THE CITY OF Hemet



STRATEGIC PLAN

Adopted June 23, 2021

HEMET IN BRIEF

A CITY OF OPPORTUNITY

GOVERNMENT STRUCTURE

Hemet is a General Law City, with a Council-Manager form of government. The City has a rotating mayor and council members are elected by district. The first district elections were held in November 2016.

POPULATION

84,525
(January 1, 2021); CA Department of Finance.

AREA & LOCATION

27.8 square miles, occupying half of the San Jacinto Valley, Hemet is home to Diamond Valley Lake, and gateway to the Ramona Bowl, which is the home of "Ramona," the longest running outdoor play in the US.

360 MILES OF STREETS

4,249 STREET LIGHTS

132 MILES OF WATER MAINS

9,171 ACTIVE WATER ACCOUNTS

3,195 ACRE FEET OF WATER INTRODUCED INTO THE SYSTEM

5 COUNCIL DISTRICTS

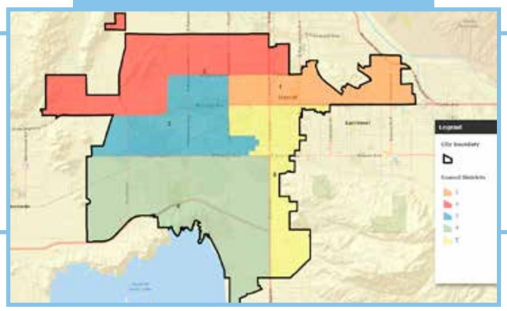

76 SWORN POLICE PERSONNEL

49 SWORN FIRE PERSONNEL

12 CITY PARKS

145,736 LIBRARY CARD HOLDERS

Hemet Digital Budget Book Image

STRATEGIC PLAN

OUR VISION

The City of Hemet shall be a model of excellence in local government; a safe, well-planned community with equal opportunity for all.

MISSION STATEMENT

The City of Hemet will be a destination of opportunity and empowerment for its residents, businesses, and visitors by capitalizing opportunity, striving for growth, and promoting diversity and respect for each member of our community.

VALUES

- We believe in an open, honest, and representative form of democracy.
- We are dedicated to the highest ideals of honor and integrity in order to merit the respect, trust and confidence of the citizens of Hemet.
- We believe our primary responsibility is to those who live, work, visit or otherwise come in contact with our City.
- We are committed to enhancing the quality of life by providing exemplary services.
- We believe that the employees of the City are an important resource, and through them our mission and vision will be accomplished. We will support them with dignity, respect, and fairness.

GOALS

- To improve the quality of life by addressing the root causes of crime.
- To promote economic development that increases citizen access to quality jobs and shopping experiences while increasing the City's tax base.
- To manage the City's growth by protecting and preserving the environment and maximizing the use of public infrastructure.
- To improve the City's image by preserving and enhancing the community's aesthetic beauty and natural assets and by building upon the rich and diverse cultural heritage of the community.
- To support the success of the community by maximizing our resources to provide the greatest possible benefit for the citizens of the City of Hemet.

QUALITY OF LIFE

To ensure that Hemet is safe, clean, attractive, and comfortable for all who live, work, and visit

ECONOMIC OPPORTUNITY

To ensure that Hemet is a hub, with access to quality jobs, shopping options, and a varied and sustained tax base

COMMUNITY ENGAGEMENT

To connect and participate in a constant dialogue between members of the community, City staff, and elected officials to promote togetherness and positivity

PARTNERSHIP & COLLABORATION

To pursue partnerships that will increase the opportunities available to the community, including our businesses, unemployed, and youth populations

ORGANIZATIONAL EFFECTIVENESS

To identify the work needed inside the City organization to effectively provide services to the community and ensure financial stability

STRATEGIC PLAN

QUALITY OF LIFE

To ensure that Hemet is safe, clean, attractive, and comfortable for all who live, work, and visit.

OBJECTIVES

Enhance the visual appearance of the community to make it attractive and reduce blight

Create and explore homelessness solutions for the City of Hemet

Increase public safety visibility and response

ACTION ITEMS

- Increase ROCS enhancement 7 days a week
- Partner with CR&R to offer neighborhood cleanups
- Undertake graffiti abatement
- Create streamline and pipeline into PW jobs
- Add funding to abatement board-ups to reduce blight
- Create vacant building program to ensure compliance and allocate staffing
- Update the City's Homelessness Strategic Plan
- Allocate funding to a Homeless Coordinator
- Host two DUI enforcement events through Police
- Host three distracted driving enforcement events through Police
- Increase Police Traffic Bureau by 3 full-time employees
- Host three fire prevention classes for community groups
- Host targeted Police traffic enforcements
- Create formal fire prevention program
- Implement Emergency Medical Dispatch Protocol system
- Expand traffic enforcement to 7 days a week with coordinated traffic sweeps in conjunction with surrounding agencies
- Establish a Housing Program
- Establish Fire Engine 5
- Increase Police effectiveness and victim engagement with implementation of software triggers and notifications

SUCCESS INDICATORS

- Number of days ROCS team is active in the community
- Number of neighborhood cleanups
- Total developed park acreage
- Number of DUI Arrests
- Average time between dispatch call to arrival on scene
- Dollar amount spent on abatement efforts
- Total park maintenance expenditures per acre
- Implementation of fire prevention program
- Updates to the City's Homelessness Strategic plan
- Total hours paid for sworn police personnel
- Crimes reported - CA Incident-Based Reporting
- Percentage of property and violent crimes cleared
- Total code cases resolved in a given period
- Paved lane miles
- Total number of fire incidents
- Total hours paid to sworn fire personnel
- Number of traffic collisions involving fatalities

Completed items in Green Font

STRATEGIC PLAN

ECONOMIC OPPORTUNITY

To ensure that Hemet is a hub, with access to quality jobs, shopping options, and a varied and sustained tax base.

OBJECTIVES

Develop business practices that welcome new development by streamlining processes

Provide resources to help new businesses to enhance the customer service experience

ACTION ITEMS

- Develop one stop permitting system by using technology
- Maximize the use of virtual inspections to minimize delays to the public
- Facilitate electronic plan checking system for CD
- Develop housing standards that reduce plan review
- Develop pamphlet in partnership with Chamber to help new businesses
- Provide $320,000 in CDBG small business grants
- Provide service hours from Monday-Friday
- Develop concierge service to enhance the customer service experience
- Receive and process over 60-80 development applications.
- Receive and process over 250-300 ministerial permits and continue to support City staff and the public with front counter services, emails and phone calls
- Review and process 500-600 Building Plan Checks and conduct100 site visits and field inspections
- Acquire an expedited permit processing software, and conduct public workshops to demonstrate use
- Create landscape design guidelines and amend the zoning code to update landscape requirements

SUCCESS INDICATORS

- Percent of virtual inspections conducted as a percentage of the total
- Average Number of Plan checks
- Number of commercial/development inspections
- Dollar amount of grant funding allocated
- Number of permits issued
- Average number of days for commercial projects for plan review
- Average number of days for residential projects to start
- Average number of days from plan approval to permit issuance
- Number of days service from City staff is available to the public
- Number of commercial/development/residential inspections conducted
- Average calendar days between application to permit issuance
- Reduced unemployment rate
- Increased median household income
- Change in percentage of population below poverty level
- Residential population of jurisdiction

Completed items in Green Font

STRATEGIC PLAN

COMMUNITY ENGAGEMENT



To connect and participate in a constant dialogue between members of the community, City staff, and elected officials to promote togetherness and positivity.

OBJECTIVES

Increase public transparency for the public

Increase the community's pride within the City

Deliver messaging to the Community that connects, is consistent and relevant

ACTION ITEMS

- Share monthly updates on SeeClickFix
- Develop bi-monthly video updates for the community
- Begin bi-monthly community meetings with the community
- Develop a community engagement plan
- PD to host regular coffee with a cop meetings
- PD to implement business watch meetings and establish PD business liaison
- Explore the use of SeeClickFix for all requests across the organization
- Begin to post resolutions online
- Explore the use of online budget modules to allow interactive use
- Centralize repository for all public documents
  Begin to roll out the military banner program again
- Expand the banner program to include HUSD, and notable residents
- Maintain a strong and growing Police volunteer program

SUCCESS INDICATORS

- Percent increase of social media followers
- Number of community meetings held each quarter
- Number of newsletters issued annually
- Percent increase to newsletter subscribers
- Number of Library visits
- Number of registered Library borrowers
- Completion of community engagement plan
- Completion of online access portal to City documents
- Percentage increase in use of electronic service request systems
- Total expenditures toward Library personnel and operations
- Employment of surveys to ascertain satisfaction of community members
- Number of City volunteers, including Police volunteers

Completed items in Green Font

STRATEGIC PLAN

PARTNERING & COLLABORATION

To pursue partnerships that will increase the opportunities available to the community, including our businesses, unemployed, and youth populations.

OBJECTIVES

Develop concepts and programs to increase opportunities for youth recreation

Develop concepts and programs to enhance quality of life services

Develop programs to offer support to the community's businesses

ACTION ITEMS

- Identify operator for Brubaker Park baseball fields
- Continue process for Skatepark
- Continue Fire Explorer's Program
- Develop Pipeline Program for Youth through Workforce Development
- Execute a part-time worker program to supplement ROCS program

Disseminate a community update and distribute through the City's mobile home communities

- Partner with the school district to celebrate successful alumni, and to remain in contact with the District's families
- Implement Adopt a Street Program
- Continue long held community celebrations, like the annual Christmas Parade and Veterans Day celebrations
- Schedule quarterly community clean ups and dump days
- Bolster interdepartmental Strike Team to continue targeted improvement & enforcement
- Develop a targeted newsletter for businesses, featuring resources
- Develop FAQ pages and further digitize business resources on website
- Continue Business Focus Group to garner feedback & implement recommendations
- Cooperate with the Chamber of Commerce to ascertain the evolving needs of businesses & coordinate with Workforce Development to satisfy the needs of businesses
- Develop "one stop shop" in City Hall for processing of all business-related documents
- Increase School Resource Officer's (SROs) engagement in community events involving the City's youth

Completed items in Green Font

SUCCESS INDICATORS

- Number of streets adopted citywide
- Number of Community Dump Days & Clean Ups held in concert with CR&R
- Number of locations targeted by the Strike team
- Percent increase in business subscribed to the City's business newsletter/updates
- Percent increase in traffic to City's web portal for businesses
- Number of City-related highlights published in the Chamber of Commerce's newsletter
- Implementation of one-stop shop in City Hall
- Progression in skate park phases
- Number of Fire and Police Explorer participants
- Number of banners erected and taken down

STRATEGIC PLAN

ORGANIZATIONAL EFFECTIVENESS



To identify the work needed inside the City organization to effectively provide services to the community and ensure financial stability.

OBJECTIVES

Operate in a financially sustainable manner

Evaluate existing practices to ensure continuity with industry best practices

Provide Council with policies that help provide consistency and lessen liabilities

Increase employee retention by training and creating a positive workplace

Streamline fire prevention coordination efforts

ACTION ITEMS

- Provide a balanced budget that does not utilize one time revenues to balance budget
- Evaluate staffing levels in the Administration Office
- Provide Council with User Fee Study results
- Work towards removing the City from State Auditor watch list • Maintain the City's 20% reserve
- Utilize grant writer to apply for grants in line with priority goals
- Evaluate the Code Enforcement process
- Evaluate the IT function and future needs
- Create plan to evaluate Municipal Code
- Provide Council with proposals to manage investment function
- Provide Council with bank proposals
- Create PW maintenance schedule in line with existing staffing Create sidewalk repair program
- Create tree trimming program based on grid pattern
- Create yearly schedule for citywide events, including holidays Identify project manager for ERP replacement and begin process
- HPD to implement case management software to maintain balanced and workable caseloads
- Develop non-sworn investigative position(s) for low solvability crimes, specific crimes and follow-ups in PD
- Identify new technologies to assist with law enforcement/public safety
- Create accident review board
- Create maintenance schedules for catch basins, inlets, etc.
- Provide Council with a policy for dealing with OPEB/PERS costs
- Finalize Council protocols
- Provide Council with new investment policy for review
- Develop employee recognition events three times a year
- Develop citywide training programs
- Explore pay for performance
- Implement citywide digitization strategies to maximize efficiencies and control in-person traffic
- Develop citywide fire prevention plan

SUCCESS INDICATORS

- Total General Fund expenditures on personnel and operations
- Dollar amount of purchases made via purchasing card/credit card as a percentage of all purchases
- Number of Workers' Compensation claims
- Average time from call to dispatch for Police services
- Turnover rate for all City employees
- Percent of Fire response with a total time of 6 minutes, 20 seconds and under from call entry to arrival on scene
- Number of accidents in marked City vehicles
- Number of Information Technology endpoints served

Completed items in Green Font

Short-term Factors

In March 2021, Congress passed the American Rescue Plan Act (ARPA). This bill is to provide additional relief to address the continued impact of COVID-19 on the economy, public health, state and local governments, individuals, and businesses. The City of Hemet was awarded approximately $21.7 million to assist small businesses, households, and hard-hit industries, and economic recovery. Additionally, the funds are eligible for premium pay for essential workers and investments in water, sewer, and broadband infrastructure.

With this, the City has been able to address many critical needs for the community by addressing:

1. Public Health Response
2. Negative Economic Impacts
3. Services to Disproportionately Impacted Communities

On March 4, 2022, the City held a Special City Council meeting to discuss the uses of the ARPA funding. The City Council voted to move forward with a recommended plan of projects that will best serve the community.

ARPA funds must be obligated by December 31, 2024 and spent by December 31, 2026.

City of Hemet Approved ARPA SLFRF Projects

Category Recommendations	Amount	Department/Division Assigned
1. Supporting the Public Health Response	**$2,794,977.00**	
City-Wide General COVID Expenses and Response		
• Replacement of Zoll Defibrillator/Heart Monitors	$322,000.00	Fire
• On-going personal protective equipment (PPE) needs	$22,000.00	Community Development
• Investment in public facilities to meet pandemic operational needs - badge readers	$165,000.00	Public Works/IT
• Ventilation Improvements in Key locations (Library)	$1,052,473.00	Public Works/Library
• Technology Upgrades to Streamline Operations - Telephone and Network Modernization	$1,000,000.00	IT
Emergency Medical Response Costs - Fire and Police	$233,504.00	Fire and Police
2. Negative Economic Impacts	**$1,211,920.00**	
Community Non-Profit Agency Grant Assistance	$0.00	
Utility Bill Relief Program	$0.00	
Household Rent/Mortgage Assistance	$500,000.00	TBD
Police Department Job Training/Employment Support	$340,000.00	Police
Public Works Apprentice program	$223,170.00	City Manager's Office
Youth Employment Program	$148,750.00	City Manager's Office
3. Services to Disproportionately Impacted Communities	**$5,261,557.00**	
City Net Homeless Services	$1,183,307.00	Police
CityWide Park Improvements	$696,215.00	Public Works
CityWide Park Improvements	$1,032,035.00	Public Works
Skate Park	$1,950,000.00	Public Works
Children's Patio (Library)	$50,000.00	Library
Refresh Library Firewall	$350,000.00	Library/IT
4. Premium Pay	**$2,207,500.00**	Finance
7. Administrative	**$222,300.00**	
• Administrative Costs for federal funding management and oversight	$222,300.00	City Manager's Office
ARPA Eligible projects - approved	**$11,698,254.00**	
6. Provisions of Government Services		
Community Development Neighborhood Enhancement Project	$128,000.00	Community Development
City Clerk Records Management System	$112,491.00	City Clerk's Office
Police Multi-purpose Mobile Command Post and Emergency Operations Center	$1,200,000.00	Police
Police External Safety and Infrastructure upgrade at the Main Public Safety Facilities	$500,000.00	Police
Fire Station Facility Evaluation/Retrofit/Remodel, Internal Fire Station System Upgrades		Fire
Comprehensive fire station engineering/functionality/habitation consultant evaluation fire stations 1, 2, 3, 4, 5	$150,000.00	Fire
Fire Station retrofit/remodel as necessary per review of stations 1, 2, 3	$1,199,000.00	Fire
Install Heartsaver station alarm notification system in stations 1, 2, 3, 4, 5	$325,000.00	Fire
Diesel smoke extraction systems installed in station 1, 2, 3, 4, 5	$200,000.00	Fire
Install professional washing machines (extractors) at stations 1, 2, 3	$126,000.00	Fire
Roadway Improvements	$1,800,000.00	Engineering
Solar Street Lights	$200,000.00	Engineering
Simpson Center - ADA Parking and Fire Lane work	$350,000.00	Engineering
Paint for Library	need quote	Library/Public Works-Engineering
Simpson Center Improvements - Acoustics, freshen up	need quote	Public Works/Engineering
Soccer Field at Gibbel Park	need quote	Public Works/Engineering
My City Youth contribution	TBD	
Additional Roadway Improvements	TBD	Engineering
'Government Services' projects - approved under '$10M Standard Allowance'	**$6,290,491.00**	

City of Hemet ARPA Allocation Amount	**$21,674,344.00**
Approved Projects Costs	**$17,988,745.00**
ARPA Balance	**$3,685,599.00**

Priorities & Issues

The City has taken aggressive steps to remove scrutiny from the State Auditor while increasing the overall quality of life for the community. The Strategic Plan was implemented in fiscal year 2021-2022 and carries forward into this upcoming year. The Hemet City Council has developed and provided a vision for the overall direction of the City to address core issues:

- Ongoing budget deficit
- High staff turnover
- Lack of clear, shared values and vision for the future of the community
- Delayed capital/infrastructure improvements
- Community engagement

To address these core issues, goals have been shared throughout the organization to:

- Improve the quality of life by addressing the root causes of crime.
- Promote economic development that increases citizens' access to quality jobs and shopping experiences while increasing the City's tax base.
- Manage the city's growth by protecting and preserving the environment and maximizing the use of public infrastructure.
- Improved the city's image by reserving and enhancing the community's aesthetic beauty and natural assets by building upon the rich and diverse cultural heritage of the community.
- Support the success of the community by maximizing our resources to provide the greatest possible benefit for the citizens of the City of Hemet.

BUDGETED POSITIONS

For the fiscal year 2022-2023, citywide positions increased by approximately 28.5 employees, including full-time, part-time and temporary part-time positions. Many of these additions are re-establishing positions that were unfunded in prior years because of budget reductions.

Highlighted changes to the City's team include some of the following:

- City Clerk (1 FTE)
  - 1 FT Office Specialist Confidential
- Finance (1 FTE)
  - 2 PT Accounting Technicians (Utility Billing)
- Human Resources (0.5 FTE)
  - 1 PT Office Specialist Confidential
- IT (1 FTE)
  - 1 FT GIS Specialist
- Police (6 FTE post FY21/22; 9.5 FTE)
  - After the adoption of FY21/22, there was an addition of 4 Community Service Officers and 2 Police Officers that are included in the overall increased count.
  - Elimination of Management Assistant / Addition of Management Analyst
  - Changing 1 PT to 1 FT Property/Evidence Technician
  - 1 FT Police Corporal
  - 1 FT Police Officer
  - 2 FT Police Investigators
  - 2 TPT Police Investigators
  - 2 FT Public Safety Dispatch Supervisors
  - 2 FT Public Safety Office Specialists
- Fire (6.5 FTE)
  - 1 FT Deputy Fire Chief
  - 3 FT Fire Fighter/Paramedics
  - 1 FT Fire Prevention Officer
  - 1 FT Management Analyst
  - Changing 1 PT to 1 FT Office Specialist
- Library (1 FTE)
  - 2 TPT Library Aides
- Community Development
  - Elimination of Senior Building Inspector/Addition of Building Inspector II
- Public Works (2 FTE)
  - 1 FT Principal Engineer
  - 1 FT Facilities Technician
  - Elimination of Equipment Mechanic/Addition of Equipment Supervisor
  - Elimination of Management Assistant/Addition of Environmental Compliance Coordinator
  - Elimination of Office Specialist Confidential/Addition of Administrative Assistant

CITY OF HEMET
FUNDED POSITIONS
ANNUAL OPERATING BUDGET
Fiscal Year 2022-23

	2021-22 Budgeted	2022-23 Proposed
CITY COUNCIL		
Administration		
City Council	5.00	5.00
City Council Total	**5.00**	**5.00**
CITY MANAGER		
Administration		
City Manager	1.00	1.00
Executive Analyst	1.00	1.00
Executive Assistant	1.00	1.00
Administration Total	**3.00**	**3.00**
Community Engagement		
Assistant to the City Manager	1.00	1.00
Community Engagement Total	**1.00**	**1.00**
Grants Administration		
Management Analyst	0.70	0.70
Grants Administration Total	**0.70**	**0.70**
City Manager Department Total	**4.70**	**4.70**
CITY CLERK		
Administration		
City Clerk	1.00	1.00
Deputy City Clerk	1.00	1.00
Office Specialist - Confidential	0.00	1.00
Administration Total	**2.00**	**3.00**
City Clerk Department Total	**2.00**	**3.00**

CITY OF HEMET
FUNDED POSITIONS
ANNUAL OPERATING BUDGET
Fiscal Year 2022-23

	2021-22 Budgeted	2022-23 Proposed
FINANCE		
Administration		
Deputy CM/Director of Administrative Services	1.00	1.00
Management Analyst	0.30	0.30
Office Specialist - Confidential	1.00	1.00
Administration Total	**2.30**	**2.30**
General Accounting		
Accounting Manager	1.00	1.00
Principal Accountant	1.00	1.00
Accountant	1.00	1.00
Accounting Technician III	1.00	1.00
General Accounting Total	**4.00**	**4.00**
Payroll		
Payroll/HR Specialist	1.00	1.00
Payroll Total	**1.00**	**1.00**
Procurement		
Procurement Administrator	1.00	1.00
Procurement Total	**1.00**	**1.00**
Utility Billing		
Customer Service/Accounting Supervisor	1.00	1.00
Accounting Technician II	4.00	5.00
Accounting Technician III	2.00	2.00
Utility Billing Total	**7.00**	**8.00**

CITY OF HEMET
FUNDED POSITIONS
ANNUAL OPERATING BUDGET
Fiscal Year 2022-23

	2021-22 Budgeted	2022-23 Proposed
FINANCE (cont'd)		
Grants Administration		
Management Analyst	0.00	0.00
Grants Administration Total	**0.00**	**0.00**
Finance Department Total	**15.30**	**16.30**
CITY TREASURER		
Administration		
City Treasurer	1.00	1.00
City Treasurer Total	**1.00**	**1.00**
HUMAN RESOURCES		
Employee Services		
Human Resources Manager	1.00	1.00
Human Resources Analyst	1.75	2.00
Human Resources Technician	1.00	1.00
Office Specialist - Confidential	0.00	0.50
Employee Services Total	**3.75**	**4.50**
Liability Insurance Claims		
Human Resources Manager	0.00	0.00
Human Resources Analyst	0.25	0.00
Human Resources Technician	0.00	0.00
Liability Insurance Claims Total	**0.25**	**0.00**
Human Resources Total	**4.00**	**4.50**

CITY OF HEMET
FUNDED POSITIONS
ANNUAL OPERATING BUDGET
Fiscal Year 2022-23

	2021-22 Budgeted	2022-23 Proposed
INFORMATION TECHNOLOGY		
Administration		
IT Network & Systems Supervisor	1.00	1.00
Administration Total	**1.00**	**1.00**
Applications		
GIS Specialist	0.00	1.00
Applications Total	**0.00**	**1.00**
Systems		
IT Specialist I	1.00	1.00
IT Specialist II	1.00	1.00
Systems Total	**2.00**	**2.00**
Information Technology Total	**3.00**	**4.00**
POLICE		
Administration		
Chief of Police	1.00	1.00
Police Captain	2.00	2.00
Police Lieutenant	3.00	3.00
Police Sergeant	0.00	1.00
Police Corporal	0.00	1.00
Executive Assistant	1.00	1.00
Management Analyst	0.00	1.00
Management Assistant	1.00	0.00
Police Personnel Training Coordinator	1.00	1.00
Public Information Social Media Officer	1.00	1.00
Public Safety Support Services Manager	1.00	1.00
Administration Total	**11.00**	**13.00**

CITY OF HEMET
FUNDED POSITIONS
ANNUAL OPERATING BUDGET
Fiscal Year 2022-23

	2021-22 Budgeted	2022-23 Proposed
POLICE (cont'd)		
Canine		
Police Officer	3.00	0.00
Canine Total	**3.00**	**0.00**
FY22/23 Canine Program absorbed into Patrol Program		
Community Services		
Police Sergeant	1.00	2.00
Police Officer	4.00	4.00
Community Services Total	**5.00**	**6.00**
Dispatch		
Public Safety Dispatch Supervisor	0.00	2.00
Public Safety Dispatcher	12.00	12.00
Public Safety Dispatcher (OC/TPT)	0.10	0.30
Public Safety Operator	1.00	1.00
Dispatch Total	**13.10**	**15.30**
Investigations		
Police Sergeant	2.00	2.00
Police Corporal	1.00	1.00
Police Investigator	1.00	3.00
Police Investigator (TPT)	0.00	1.00
Police Officer	6.00	6.00
Crime Scene Technician	1.00	1.00
Media & Intelligence Analyst	1.00	1.00
Property/Evidence Technician	1.50	2.00
Investigations Total	**13.50**	**17.00**

CITY OF HEMET
FUNDED POSITIONS
ANNUAL OPERATING BUDGET
Fiscal Year 2022-23

	2021-22 Budgeted	2022-23 Proposed
POLICE (cont'd)		
PACT		
Police Sergeant	1.00	0.00
PACT Total	**1.00**	**0.00**
FY22/23 PACT absorbed into Community Services Program		
Patrol		
Police Sergeant	4.00	4.00
Police Corporal	4.00	4.00
Police Officer	29.00	33.00
Community Services Officer	4.00	8.00
Patrol Total	**41.00**	**49.00**
Professional Standards		
Police Sergeant	1.00	0.00
Professional Standards Total	**1.00**	**0.00**
FY22/23 Professional Standards Program absorbed into Administration Program		
Records Management		
Public Safety Office Specialist	6.00	8.00
Records Management Total	**6.00**	**8.00**
ROCS		
Police Sergeant	1.00	1.00
Police Corporal	1.00	1.00
Police Officer	5.00	6.00
Community Services Officer	1.00	1.00
Police Cadet	0.00	5.00
Maintenance Aide (TPT)	10.00	5.00
ROCS Total	**18.00**	**19.00**

CITY OF HEMET
FUNDED POSITIONS
ANNUAL OPERATING BUDGET
Fiscal Year 2022-23

	2021-22 Budgeted	2022-23 Proposed
POLICE (cont'd)		
Traffic		
Police Sergeant	1.00	1.00
Police Officer	5.00	6.00
Community Services Officer	2.00	2.00
Traffic Total	**8.00**	**9.00**
Police Department Total	**120.60**	**137.30**
Sworn Total	**76.00**	**82.00**
Non-Sworn Total	**44.60**	**55.30**
FIRE		
Administration		
Fire Chief	1.00	1.00
Deputy Fire Chief	0.00	1.00
Management Analyst	0.00	1.00
Administrative Assistant	1.00	1.00
Office Specialist	0.50	1.00
Administration Total	**2.50**	**5.00**
Dispatch		
Public Safety Dispatcher	3.00	3.00
Public Safety Operator	1.00	1.00
Dispatch Total	**4.00**	**4.00**
Emergency Services		
Emergency Services Coordinator	1.00	1.00
Emergency Services Total	**1.00**	**1.00**

CITY OF HEMET
FUNDED POSITIONS
ANNUAL OPERATING BUDGET
Fiscal Year 2022-23

	2021-22 Budgeted	2022-23 Proposed
FIRE (cont'd)		
Fire/Ems Opertions		
Battalion Chief	3.00	3.00
Fire Captain	15.00	15.00
Fire Engineer	15.00	15.00
Fire Fighter/Paramedic	15.00	18.00
Fire/EMS Operations Total	**48.00**	**51.00**
Fire Prevention		
Fire Prevention Officer	1.00	2.00
Fire Prevention Total	**1.00**	**2.00**
Fire Department Total	**56.50**	**63.00**
Sworn Total	**49.00**	**55.00**
Non-Sworn Total	**7.50**	**8.00**
LIBRARY		
Administration		
Senior Librarian	1.00	1.00
Administration Total	**1.00**	**1.00**
Adult Services		
Librarian	1.00	1.00
Library Aide (TPT)	0.00	1.00
Adult Services Total	**1.00**	**2.00**

CITY OF HEMET
FUNDED POSITIONS
ANNUAL OPERATING BUDGET
Fiscal Year 2022-23

	2021-22 Budgeted	2022-23 Proposed
LIBRARY (cont'd)		
Child Services		
Library Associate I	1.00	1.00
Library Associate II	1.00	1.00
Child Services Total	**2.00**	**2.00**
Literacy		
Literacy Coordinator PT	0.50	0.50
Literacy Total	**0.50**	**0.50**
Support Services		
Library Assistant II	2.00	2.50
Library Page PT	1.00	1.00
Literacy Total	**3.00**	**3.50**
Library Total	**7.50**	**9.00**
COMMUNITY DEVELOPMENT		
Administration		
Community Development Director	1.00	1.00
Administrative Assistant	1.00	1.00
Administration Total	**2.00**	**2.00**

CITY OF HEMET
FUNDED POSITIONS
ANNUAL OPERATING BUDGET
Fiscal Year 2022-23

	2021-22 Budgeted	2022-23 Proposed
COMMUNITY DEVELOPMENT (cont'd)		
Building		
Building Official	1.00	1.00
Senior Building Inspector	1.00	0.00
Building Inspector II	0.00	1.00
Building Inspector I	1.00	1.00
Building Technician II PT	0.50	0.50
Building Technician I	2.00	2.00
Office Specialist III	1.00	1.00
Building Total	**6.50**	**6.50**
Code Compliance		
Code Compliance Manager	1.00	1.00
Code Enforcement Officer II	3.00	3.00
Office Specialist III	1.00	1.00
Office Specialist I	1.00	1.00
Code Compliance Total	**6.00**	**6.00**
Housing		
Housing Specialist	1.00	1.00
Housing Total	**1.00**	**1.00**
Planning		
Principal Planner	1.00	1.00
Senior Planner	1.00	1.00
Assistant Planner	1.00	1.00
Planning Technician	1.00	1.00
Planning Total	**4.00**	**4.00**
Community Development Department Total	**19.50**	**19.50**

CITY OF HEMET
FUNDED POSITIONS
ANNUAL OPERATING BUDGET
Fiscal Year 2022-23

	2021-22 Budgeted	2022-23 Proposed
PUBLIC WORKS		
Administration		
Public Works Director/City Engineer	1.00	1.00
Public Works Operations Manager	1.00	1.00
Executive Analyst	1.00	1.00
Administrative Assistant	1.00	1.00
Administration Total	**4.00**	**4.00**
Assessment Districts		
Parks Supervisor	0.80	0.00
Lead Maintenance Worker	1.53	1.00
Lead Tree Trimmer	0.70	0.00
Facilities Technician	1.00	0.00
Maintenance Worker I	1.53	1.00
Maintenance Worker I/II	0.70	0.00
Maintenance Worker II	3.40	2.00
Tree Trimmer	1.40	0.00
Assessment Districts Total	**11.06**	**4.00**
Capital Improvement - Engineering		
Assistant Civil Engineer	1.00	1.00
Management Assistant	1.00	1.00
Capital Improvement Total	**2.00**	**2.00**
Development		
Principal Engineer	1.00	2.00
Development Total	**1.00**	**2.00**

CITY OF HEMET
FUNDED POSITIONS
ANNUAL OPERATING BUDGET
Fiscal Year 2022-23

	2021-22 Budgeted	2022-23 Proposed
PUBLIC WORKS (cont'd)		
Facilities Maintenance		
Facilities Supervisor	1.00	1.00
Facilities Technician	0.50	3.00
Facilities Services Aide	1.00	1.00
Facilities Maintenance Total	**2.50**	**5.00**
Fleet Maintenance		
Equipment Supervisor	1.00	1.00
Lead Equipment Mechanic	0.00	1.00
Equipment Mechanic	4.00	3.00
Fleet Maintenance Total	**5.00**	**5.00**
Inspections		
Senior Public Works Inspector	1.00	1.00
Public Works Inspector II	1.00	1.00
Inspections Total	**2.00**	**2.00**
Parks Maintenance		
Parks Supervisor	0.20	1.00
Lead Maintenance Worker	0.47	1.00
Lead Tree Trimmer	0.30	1.00
Maintenance Worker II	0.60	2.00
Maintenance Worker I/II	0.30	0.00
Maintenance Worker I	0.47	2.00
Tree Trimmer	0.60	2.00
Parks Maintenance Total	**2.94**	**9.00**

CITY OF HEMET
FUNDED POSITIONS
ANNUAL OPERATING BUDGET
Fiscal Year 2022-23

	2021-22 Budgeted	2022-23 Proposed
PUBLIC WORKS (cont'd)		
Permit		
Executive Analyst	0.00	1.00
Engineering Technician I	1.00	0.00
Permit Total	**1.00**	**1.00**
ROCS		
Maintenance Worker II	1.00	1.00
ROCS Total	**1.00**	**1.00**
Sewer		
Streets Supervisor	0.35	0.00
Lead Maintenance Worker	1.00	1.00
Maintenance Worker II	3.00	3.00
Sewer Total	**4.35**	**4.00**
Storm Drain		
Streets Supervisor	0.35	0.00
Environmental Compliance Coordinator	0.00	1.00
Management Assistant	0.75	0.00
Lead Maintenance Worker	1.00	1.00
Maintenance Worker II	6.00	3.00
Maintenance Worker I	0.00	3.00
Storm Drain Total	**8.10**	**8.00**
Streets		
Lead Maintenance Worker	1.00	1.00
Maintenance Worker II	2.00	1.00
Maintenance Worker II - ROW	0.00	1.00
Streets Supervisor	0.30	1.00
Streets Total	**3.30**	**4.00**

CITY OF HEMET
FUNDED POSITIONS
ANNUAL OPERATING BUDGET
Fiscal Year 2022-23

	2021-22 Budgeted	2022-23 Proposed
PUBLIC WORKS (cont'd)		
Water		
Water/Waste Water Superintendent	1.00	1.00
Water/Waste Water Supervisor	1.00	1.00
Management Assistant	0.25	0.00
Administrative Assistant	1.00	2.00
Office Specialist - Confidential	1.00	0.00
Water Quality Conservation Specialist	1.00	1.00
Cross Connect/Customer Services Representative	1.00	1.00
Customer Service Representative	3.00	3.00
Lead Water Distribution Systems Operator	2.00	2.00
Water Distribution System Operator II	1.00	1.00
Water Distribution System Operator I	2.00	3.00
Water Production System Operator II	1.00	1.00
Water Production System Operator I	1.00	1.00
Lead Maintenance Worker	1.00	1.00
Maintenance Worker II	2.00	2.00
Maintenance Worker I	1.00	0.00
Facilities Technician	0.50	0.00
Water Total	**20.75**	**20.00**
Public Works Department Total	**69.00**	**71.00**
CITYWIDE TOTAL FULL-TIME EQUIVALENTS	**308.10**	**337.30**

GANN Appropriations Limit

In November 1979, the California voters approved Proposition 4, which created Article XIIIB of the State Constitution, a state law that requires the state and local governments to adopt an annual appropriation limit. This limit, also referred to as the "Gann Limit," establishes a limit on the proceeds of taxes that may be appropriated for spending in a given fiscal year. The limit allows the City's spending of tax proceeds to increase only by population growth and cost-of-living factors from the base year of 1978-1979. In June 1990, Proposition 111 was passed, which changed the way the limit is calculated and is outlined as follows.

The City may increase its limit annually in two ways:

- By a percentage equal to the increase from the preceding year in county or city population (whichever is greater).
- By an amount equal to the change in per capita personal income in California or the change in the assessment roll the preceding year due to the addition of local nonresidential new construction (whichever is greater).

The proposed appropriation limit for Fiscal Year 2022/23 is calculated as follows:

PY Gann x CY Cost of Living Change x CY Population Change	
Prior Year Gann Limit	$124,995,634
Current Year Per Capita Cost of Living Change	1.0755
Current Year Population Change	1.0020
2022/23 Gann Expenditure Limit	**$134,701,670**

Detailed calculation methodology and supporting explanation can be found at State of California Department of Finance Price Factor and Population Information.

CITY OF HEMET
22/23 EXPENDITURE LIMITATION
CALCULATION

	Preliminary 2022/2023
All funds Budgeted Expenditures 22/23	105,078,052
Less:	
Fee Supported:	
Fund 225/LLMD	(1,715,800)
Fund 227/Post Prop-218 Lighting Dist	(161,300)
Fund 228/Post Prop-218 Landscape Dist	(1,057,500)
Fund 254/Sewer	(3,216,400)
Fund 571/Water	(11,837,500)
Rev - General User Fees (110-0601 - 110-0790)	(3,029,700)
Rev - Licenses & Permits (fund 110 & 120)	(3,199,205)
Rev - Fines & Forfeits	(95,100)
Rev - Literacy Grants	-
Internal Service Funds:	
Fund 680 / Administrative Services	(1,655,500)
Fund 681 / Workers' Comp	(1,454,000)
Fund 682 / Medical Insurance	(305,000)
Fund 683 / Liability Insurance	(1,855,000)
Fund 684 / Vehicle Maintenance	(1,652,300)
Fund 685 / Facility Maintenance	(1,890,900)
Fund 686 / PW Admin	-
Fund 687 / Dental/Vision	-
Fund 689 / Retiree Medical	(4,970,300)
Fund 690 / Unemployment Benefits	(25,000)
Fund 691 / Legal Services	(935,000)
Fund 692 / Emergency Services	-
Debt Service:	
All 400 Funds	-
Heartland 2006 Refunding	(758,100)
Hemet Project Area 2014 Refunding	(903,900)
Grants:	
Fund 240/CDBG	(878,386)
Major Capital (over $100,000)	-
Expenditures Subject to Limit	63,482,161

PY Gann x CY Cost of living change x CY Population change	
Prior Year Gann Limit	124,995,634
Current Year Per Capita Cost of Living Change	1.0755
Current Year Population Change	1.0020
2022/23 Gann Expenditure Limit	***134,701,670***
Variance Below Gann Limit	71,219,509

Page 1

FUND SUMMARIES

All Funds Summary

All Funds Summary includes General Fund, Special Revenue Funds, Development Impact Funds (DIF), Water Enterprise Fund, Internal Service Funds (ISF), and other minor funds.

Summary

The City of Hemet is projecting $112.01M of revenue in FY2023, which represents a 6.8% decrease over the prior year. Budgeted expenditures are projected to decrease by 38.6% or $66.36M to $105.68M in FY2023.

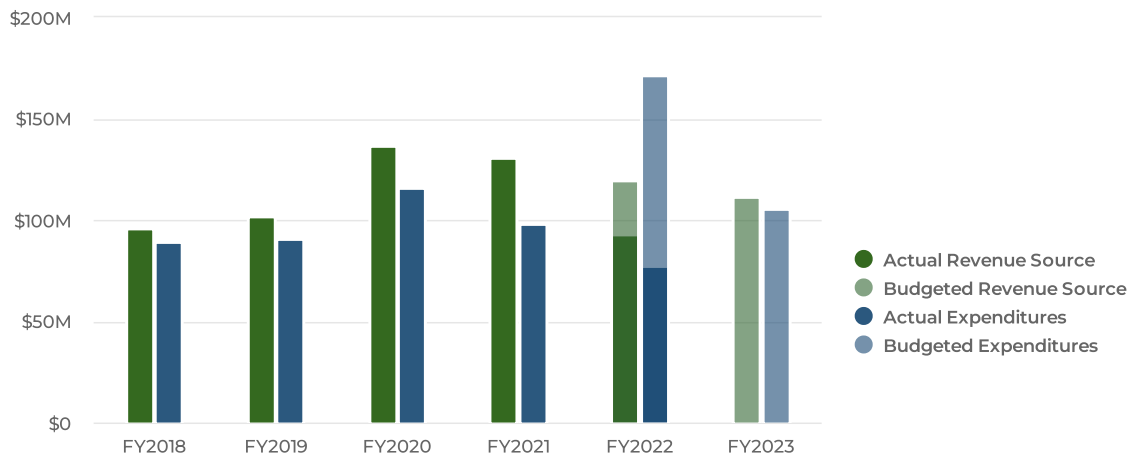

The increase in FY2022 expenditures can be attributed to several Capital Improvement Projects funded through Special Revenue, Development Impact and Enterprise Funds. As the fiscal year concludes on June 30, 2022, any unexpended funds for these projects will be carried forward as Continuing Appropriations to complete these capital projects.

Revenue by Fund

Revenues are the flow of funds coming into the City of Hemet to cover the overall cost of operations. In establishing revenue projections, city staff work closely with HdL who is an outside vendor that performs audit and analysis consulting services for property and sales tax forecasting. Additionally, five-year financial trends are analyzed along with anticipated developments within the City that will impact service fee collection.

2023 Revenue by Fund

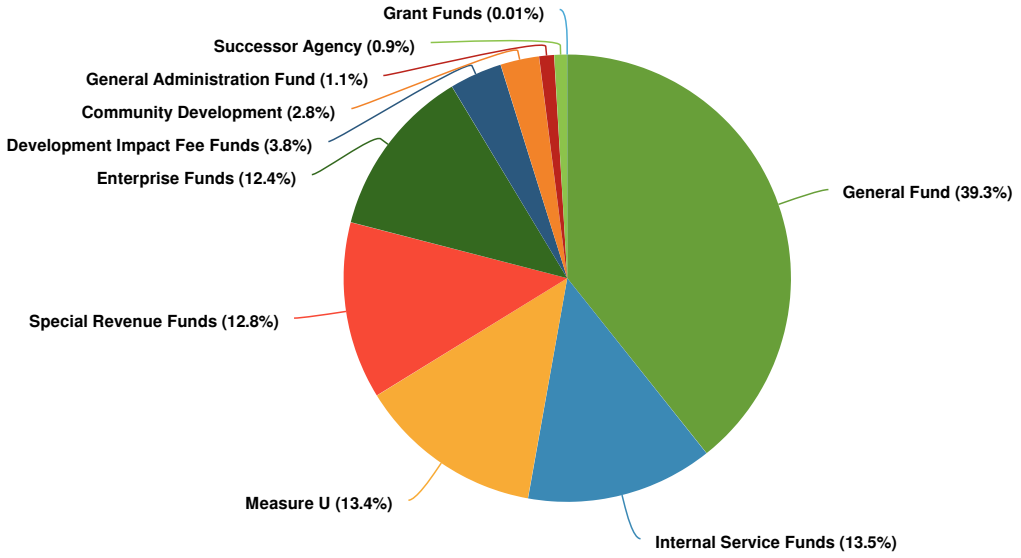

Budgeted and Historical Revenue by Fund

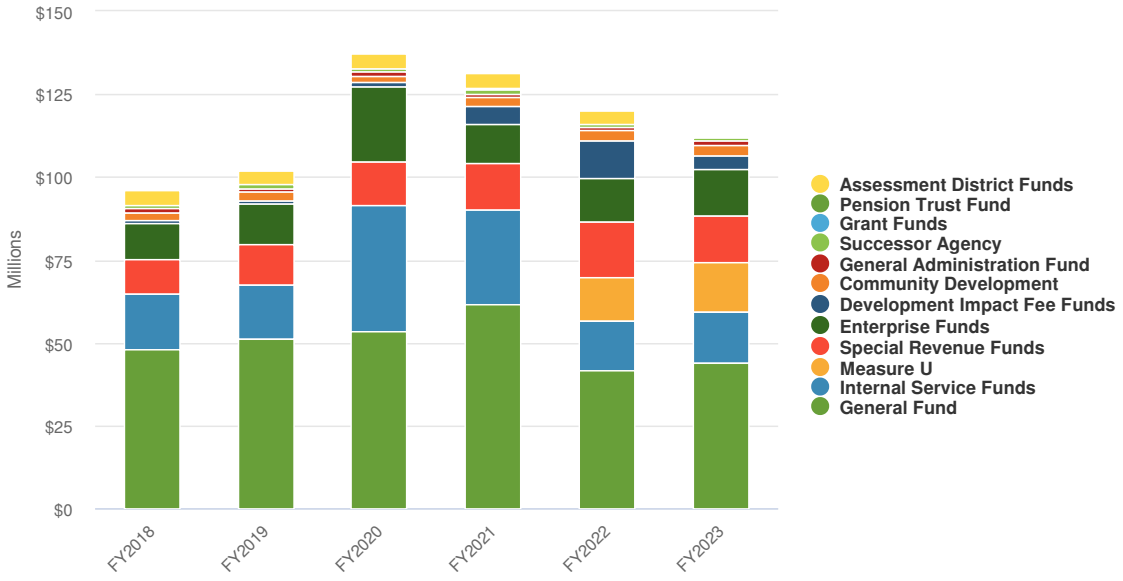

Revenues by Source

Projected 2023 Revenues by Source

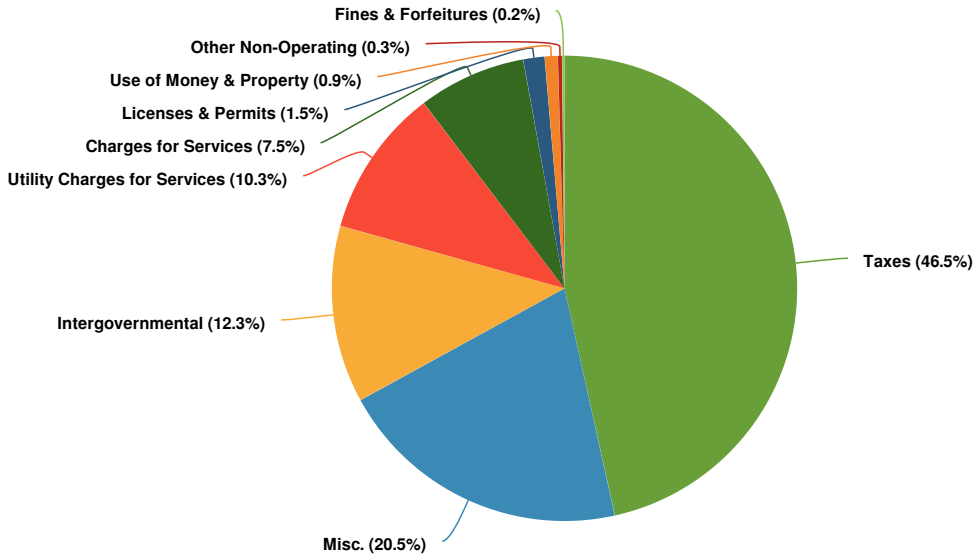

Budgeted and Historical Revenues by Source

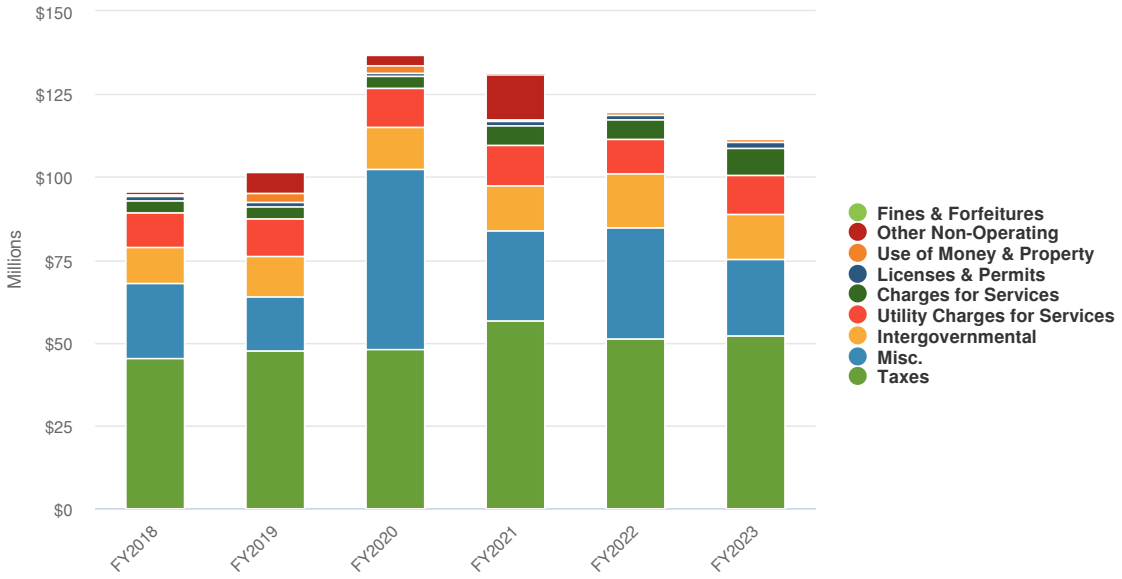

NOTE: The FY2022 Amended Budget and FY2022 Actuals are as of April 30, 2022.

Name	FY2022 Amended	FY2022 Actuals	FY2023 CM Recommended	FY2022 Amended vs. FY2023 CM Recommended (% Change)
Revenue Source				
Taxes	$51,260,993	$36,880,220	$52,126,468	1.7%

Name	FY2022 Amended	FY2022 Actuals	FY2023 CM Recommended	FY2022 Amended vs. FY2023 CM Recommended (% Change)
Licenses & Permits	$1,494,846	$3,067,472	$1,655,205	10.7%
Fines & Forfeitures	$266,200	$132,585	$182,100	-31.6%
Use of Money & Property	$856,375	-$97,144	$1,014,400	18.5%
Intergovernmental	$16,025,625	$8,917,890	$13,783,857	-14%
Charges for Services	$5,726,364	$8,942,098	$8,407,700	46.8%
Misc.	$33,559,871	$25,860,008	$22,956,600	-31.6%
Utility Charges for Services	$10,848,000	$9,409,878	$11,559,000	6.6%
Other Non-Operating	$167,600	$181,042	$324,200	93.4%
Total Revenue Source:	**$120,205,874**	**$93,294,050**	**$112,009,530**	**-6.8%**

Expenditures by Fund

Expenditures are the flow of funds going out of the City of Hemet to cover the overall cost of servicing the community. In establishing expenditures, the division directors along with the professional finance staff analyze five-year financial trends and external reports from local government sources such as the California Local Government Finance Almanac, the California Society of Municipal Finance Officers and the League of California Cities.

2023 Expenditures by Fund

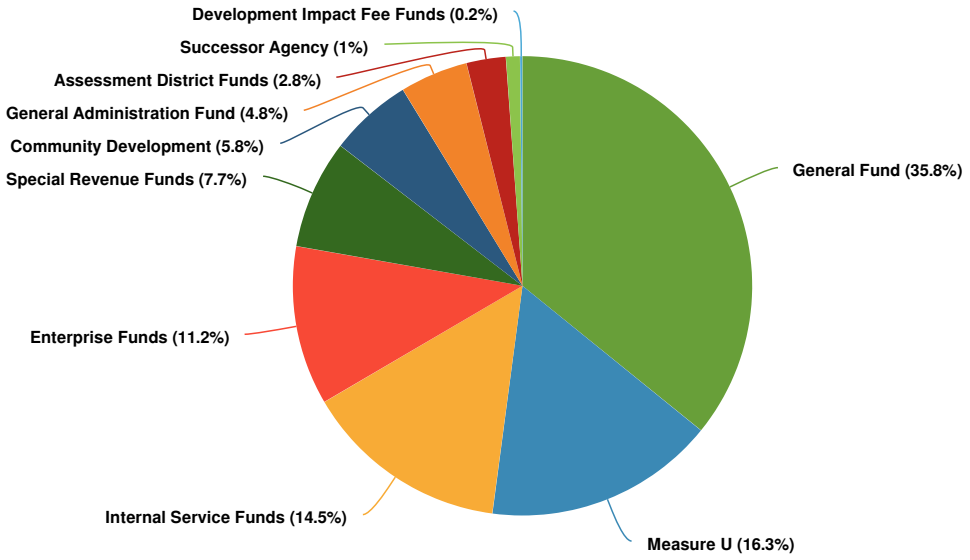

Budgeted and Historical Expenditures by Fund

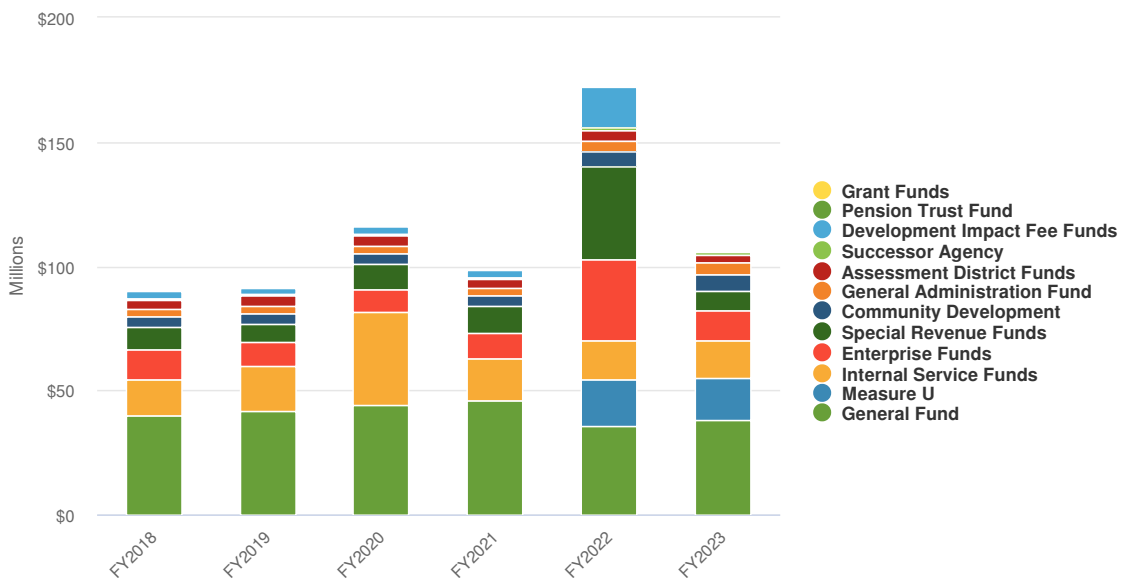

NOTE: The FY2022 Amended Budget and FY2022 Actuals are as of April 30, 2022.

Name	FY2022 Amended	FY2022 Actuals	FY2023 CM Recommended	FY2022 Amended vs. FY2023 CM Recommended (% Change)
General Administration Fund	$4,512,192	$3,001,439	$5,062,400	12.2%
General Fund	$35,435,027	$27,073,835	$37,878,700	6.9%
Measure U	$18,808,472	$9,982,914	$17,182,900	-8.6%
Community Development	$6,177,196	$3,748,640	$6,164,700	-0.2%
Special Revenue Funds				
Lasalle Endowment	$19,100	$13,930	$19,200	0.5%
Article 3 / SB 821	$248,200	$0	$0	-100%
Public Safety/Towing	$52,100	$45,912	$52,100	0%
Gas Tax	$6,250,386	$1,930,163	$1,534,300	-75.5%
Measure A Taxes	$11,357,502	$1,633,911	$0	-100%
Air Pollution Reduction	$562,291	$40,378	$346,000	-38.5%
Public Works Cfd	$29,000	$29,452	$0	-100%
Asset Seizure	$8,569	$146	$0	-100%
Public Safety Grants	$420,526	$51,689	$0	-100%
Public Safety Cfd	$626,000	$450,745	$987,400	57.7%
Cops Funding/Ab 3232	$298,084	$164,134	$0	-100%
Community Development (CDBG)	$2,420,834	$844,796	$872,957	-63.9%
General Plan	$50,739	$3,696	$0	-100%
Sewer & Storm Drain	$11,070,007	$2,181,410	$3,222,900	-70.9%
American Rescue Plan	$3,019,911	$1,775,986	$318,700	-89.4%
Heartland 2006 Refunding	$753,900	$744,533	$758,100	0.6%
Total Special Revenue Funds:	**$37,187,149**	**$9,910,880**	**$8,111,657**	**-78.2%**

Name	FY2022 Amended	FY2022 Actuals	FY2023 CM Recommended	FY2022 Amended vs. FY2023 CM Recommended (% Change)
Development Impact Fee Funds				
Public Meeting Facilities	$4,445	$0	$0	-100%
General Facilities	$504,445	$0	$0	-100%
Flood Control	$2,084,556	$670	$0	-100%
Bridges/Streets/Traffic Facilities	$4,690,815	$10,627	$0	-100%
Law Enforcement Facilities	$4,445	$0	$0	-100%
Fire Facilities	$4,445	$0	$0	-100%
Park Development	$490,205	$136,213	$0	-100%
Valley Wide Dvl Park	$4,445	$0	$0	-100%
Library Facilities	$163,940	$75,848	$181,200	10.5%
Capital Projects Fund	$8,364,276	$1,644,069	$0	-100%
Total Development Impact Fee Funds:	**$16,316,017**	**$1,867,427**	**$181,200**	**-98.9%**
Enterprise Funds				
Public Water Utility	$32,550,429	$8,057,495	$11,837,500	-63.6%
Total Enterprise Funds:	**$32,550,429**	**$8,057,495**	**$11,837,500**	**-63.6%**
Internal Service Funds				
Equipment Replacement	$475,771	$0	$495,000	4%
Administrative Services	$1,676,000	$1,194,454	$1,718,100	2.5%
Workers Compensation Admin	$1,586,200	$1,214,636	$1,454,000	-8.3%
Dental & Vision Insurance	$305,000	$247,933	$305,000	0%
Liability Insurance	$1,900,100	$1,744,236	$1,855,000	-2.4%
Vehicle Maintenance	$1,533,500	$1,147,361	$1,652,300	7.7%
Facility Maintenance	$2,027,523	$1,199,313	$1,890,900	-6.7%
OPEB-Other Post Employment Benefits	$4,907,100	$3,672,066	$4,970,300	1.3%
Unemployment Benefits	$25,000	$10,094	$25,000	0%
Legal Services	$1,625,000	$436,087	$935,000	-42.5%
Total Internal Service Funds:	**$16,061,194**	**$10,866,180**	**$15,300,600**	**-4.7%**
Successor Agency				
RDA Retirement Obligation Fund-Capital P	$125,000	$8,149	$125,000	0%
Redevelopment Obligation Retirement Fund	$883,300	$882,430	$903,900	2.3%
Total Successor Agency:	**$1,008,300**	**$890,579**	**$1,028,900**	**2%**
Assessment District Funds				
L&Lmd	$1,734,095	$1,187,462	$1,715,800	-1.1%
Post Prop-218 Lighting Fund	$280,920	$168,310	$161,300	-42.6%
Post Prop=218 Landscape Fund	$1,969,050	$1,314,531	$1,057,500	-46.3%
Total Assessment District Funds:	**$3,984,065**	**$2,670,303**	**$2,934,600**	**-26.3%**

Name	FY2022 Amended	FY2022 Actuals	FY2023 CM Recommended	FY2022 Amended vs. FY2023 CM Recommended (% Change)
Pension Trust Fund				
OPEB Trust	$0	$10,998	$0	N/A
Total Pension Trust Fund:	**$0**	**$10,998**	**$0**	**N/A**
Total:	**$172,040,041**	**$78,080,691**	**$105,683,157**	**-38.6%**

Expenditures by Expense Type

Budgeted Expenditures by Expense Type

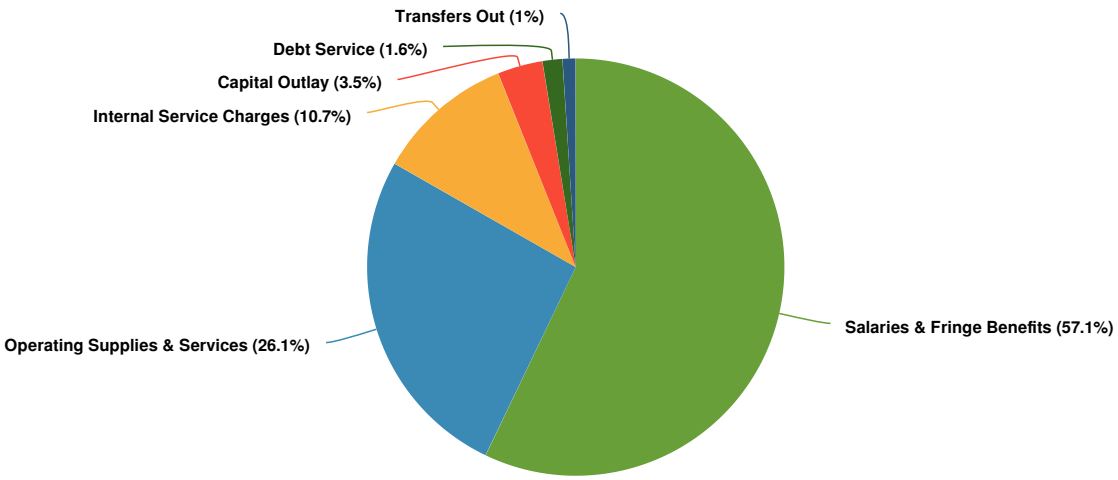

Budgeted and Historical Expenditures by Expense Type

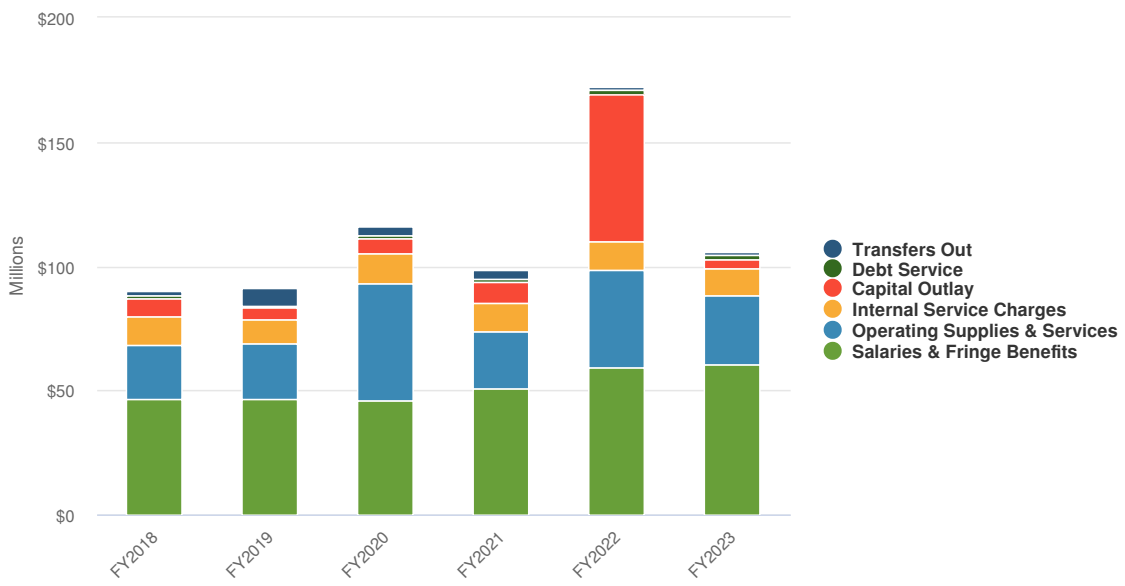

NOTE: The FY2022 Amended Budget and FY2022 Actuals are as of April 30, 2022.

Name	FY2022 Amended	FY2022 Actuals	FY2023 CM Recommended	FY2022 Amended vs. FY2023 CM Recommended (% Change)
Expense Objects				
Salaries & Fringe Benefits	$59,216,329	$43,058,766	$60,370,011	1.9%
Operating Supplies & Services	$39,324,067	$18,285,450	$27,623,046	-29.8%
Internal Service Charges	$11,317,300	$9,431,070	$11,291,100	-0.2%
Debt Service	$1,648,600	$1,646,698	$1,640,000	-0.5%
Capital Outlay	$59,494,745	$5,481,456	$3,695,000	-93.8%
Transfers Out	$1,039,000	$177,252	$1,064,000	2.4%
Total Expense Objects:	**$172,040,041**	**$78,080,691**	**$105,683,157**	**-38.6%**

General Fund

The General Fund is considered the main operating fund for the City of Hemet. Financial resources that are not restricted to a special purpose are accounted for within this fund. The General Fund provides the resources needed to provide day-to-day activities and pay for all administrative and operating expenditures. Public Safety, Library Services, Community Development, Economic Development, and City Administration are just a few of the functions funded by the General Fund.

Summary

The City of Hemet is projecting $63.36M of revenue in FY2023, which represents a 14.7% increase over the prior year. Budgeted expenditures are projected to increase by 15.4% or $8.83M to $66.29M in FY2023.

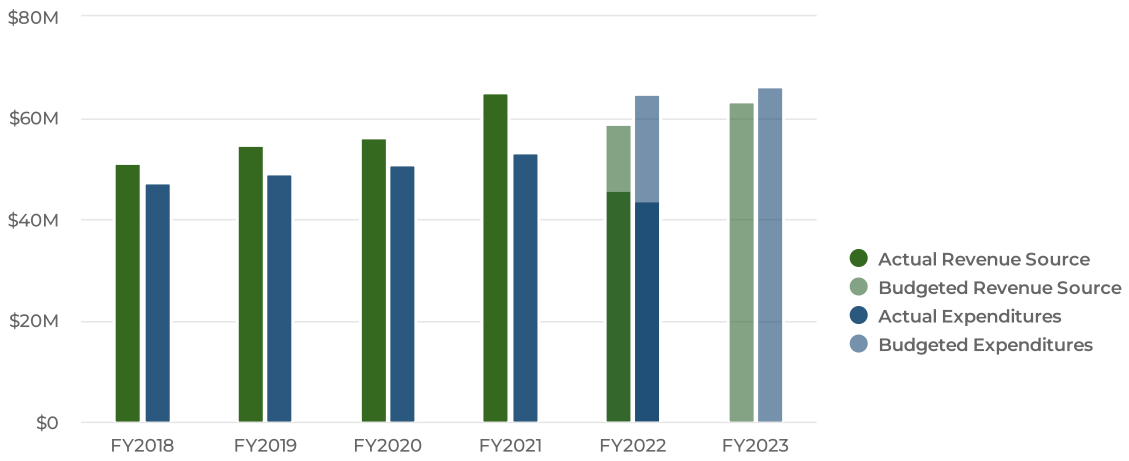

In FY2022 and FY2023, the City utilized the use of fund balance for one-time purchases for capital outlay, Pension 115 Trust seed funding and economic development strategic planning.

Department	Use of Fund Balance FY2022	Use of Fund Balance FY2023
Police	$644,600	$1,800,000
Fire	$895,000	$470,000
Other	$60,000	$700,000

Revenue by Fund

The City of Hemet has four (4) separate Funds that are considered in the General Fund. They are: Fund 100, General Administration Fund, made up of City Council, City Manager, City Clerk, Finance, Treasurer and Human Resources; Fund 110, General Fund, made up of Police, Fire and Library; Fund 115, Measure U, which is the newly established fund to facilitate tracking and analysis of Measure U; and Fund 120, Community Development, made up of Planning, Housing, Building, Code Compliance and Engineering.

2023 Revenue by Fund

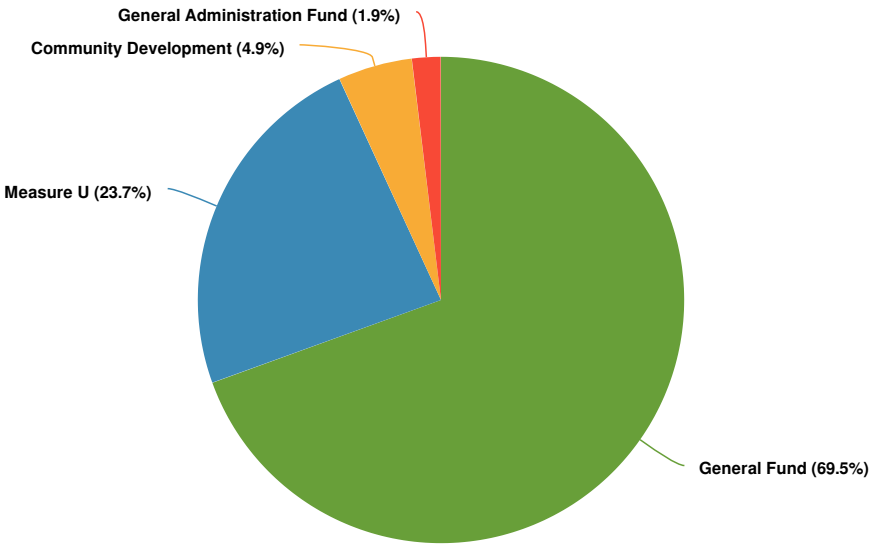

Budgeted and Historical Revenue by Fund

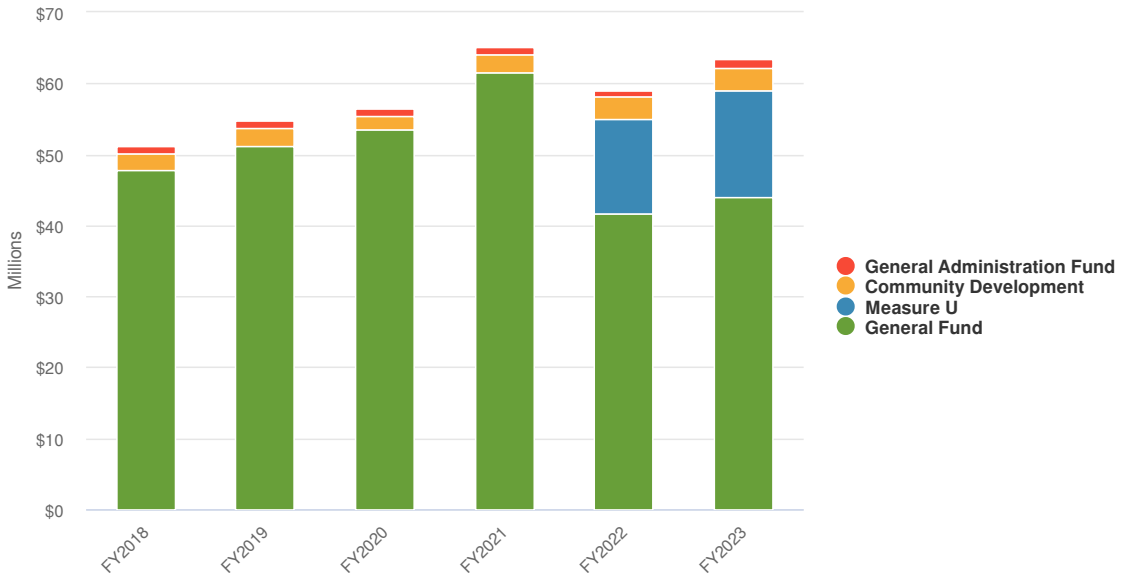

Prior to FY2022, Measure U revenues resided within the City's General Fund in a stand-alone account. In FY2022, Measure U was transferred into its own fund to facilitate tracking and analysis by creating further transparency that is important to the City's council and community.

Revenues by Source

Projected Revenues by Source

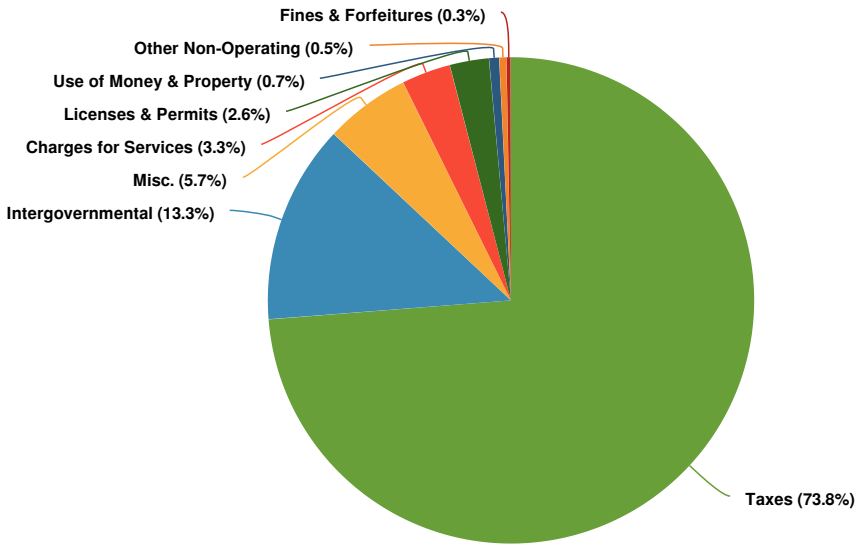

Budgeted and Historical Revenues by Source

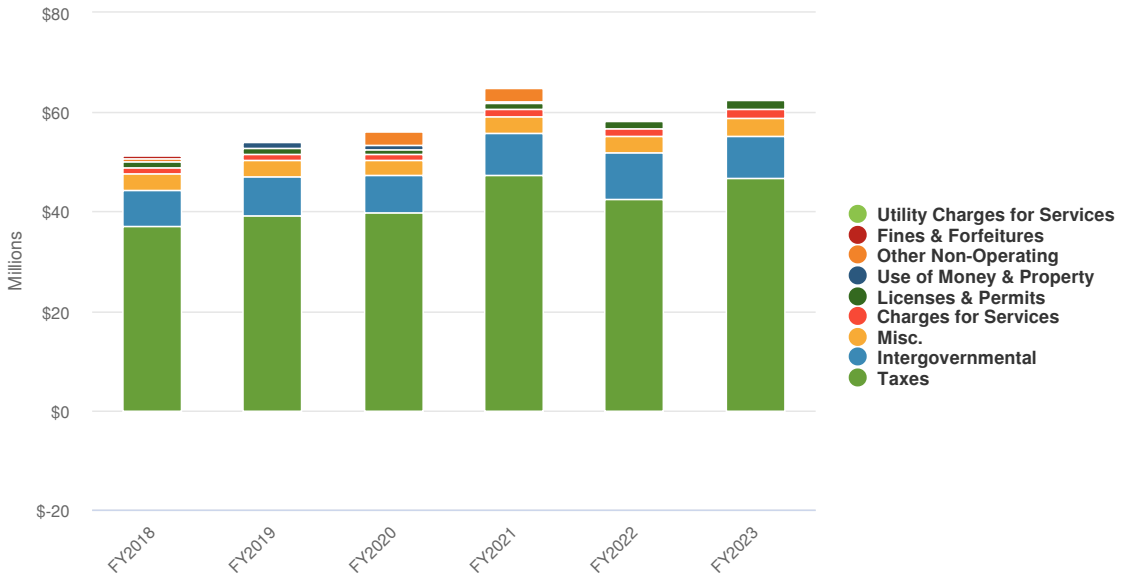

NOTE: The FY2022 Amended Budget and FY2022 Actuals are as of April 30, 2022.

Name	FY2022 Amended	FY2022 Actuals	FY2023 CM Recommended	FY2022 Amended vs. FY2023 CM Recommended (% Change)
Revenue Source				

Name	FY2022 Amended	FY2022 Actuals	FY2023 CM Recommended	FY2022 Amended vs. FY2023 CM Recommended (% Change)
Taxes	$42,582,889	$31,813,017	$46,734,068	9.7%
Licenses & Permits	$1,494,846	$3,067,472	$1,655,205	10.7%
Fines & Forfeitures	$266,200	$132,585	$182,100	-31.6%
Use of Money & Property	$411,675	$99,156	$421,000	2.3%
Intergovernmental	$9,418,317	$5,486,413	$8,396,000	-10.9%
Charges for Services	$1,488,264	$2,170,289	$2,068,800	39%
Misc.	$3,296,100	$2,948,542	$3,597,900	9.2%
Utility Charges for Services	$1,000	$4,136	$1,000	0%
Other Non-Operating	$147,600	$164,372	$304,200	106.1%
Total Revenue Source:	**$59,106,891**	**$45,885,981**	**$63,360,273**	**7.2%**

Expenditures by Fund

2023 Expenditures by Fund

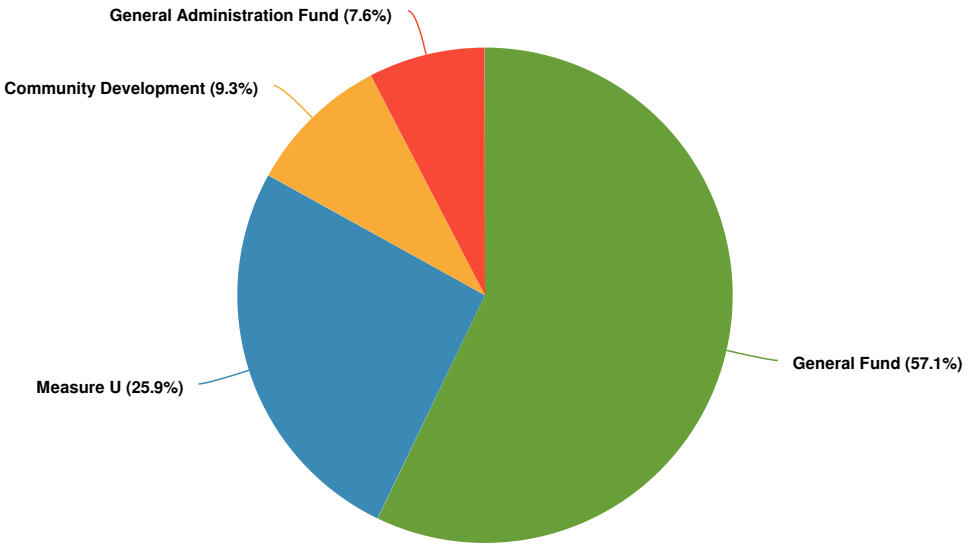

Budgeted and Historical Expenditures by Fund

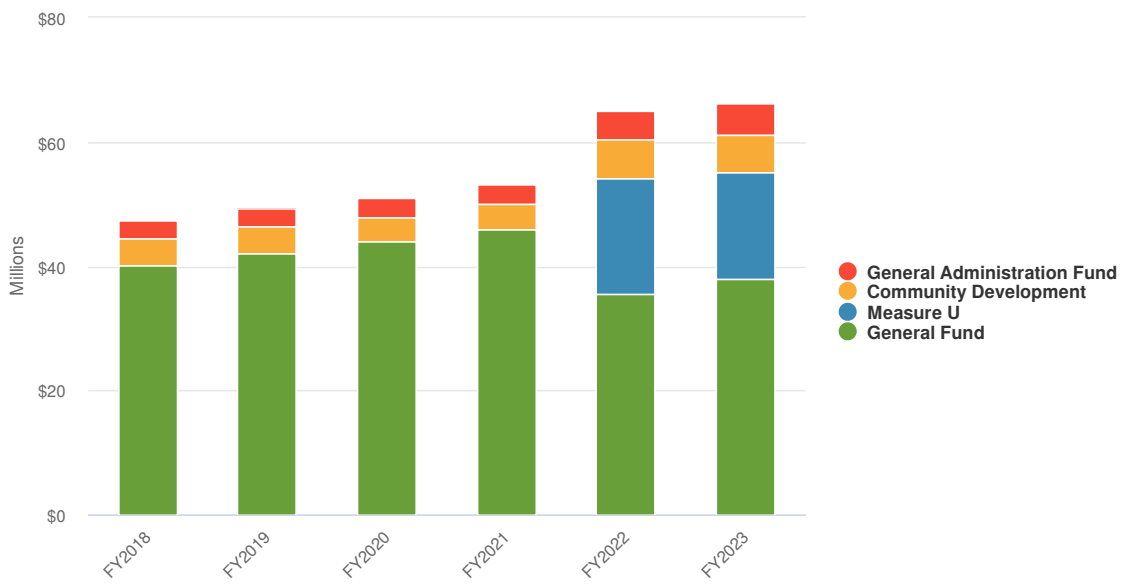

Prior to FY2022, Measure U expenditures resided within the City's General Fund in two stand-alone accounts; one for the Police Department and one for the Fire Department. In FY2022, Measure U was transferred into its own fund to facilitate tracking and analysis by creating further transparency that is important to the City's council and community.

NOTE: The FY2022 Amended Budget and FY2022 Actuals are as of April 30, 2022.

Name	FY2022 Amended	FY2022 Actuals	FY2023 CM Recommended	FY2022 Amended vs. FY2023 CM Recommended (% Change)
General Administration Fund	$4,512,192	$3,001,439	$5,062,400	12.2%
General Fund	$35,435,027	$27,073,835	$37,878,700	6.9%
Measure U	$18,808,472	$9,982,914	$17,182,900	-8.6%
Community Development	$6,177,196	$3,748,640	$6,164,700	-0.2%
Total:	**$64,932,887**	**$43,806,829**	**$66,288,700**	**2.1%**

Expenditures by Expense Type

Budgeted Expenditures by Expense Type

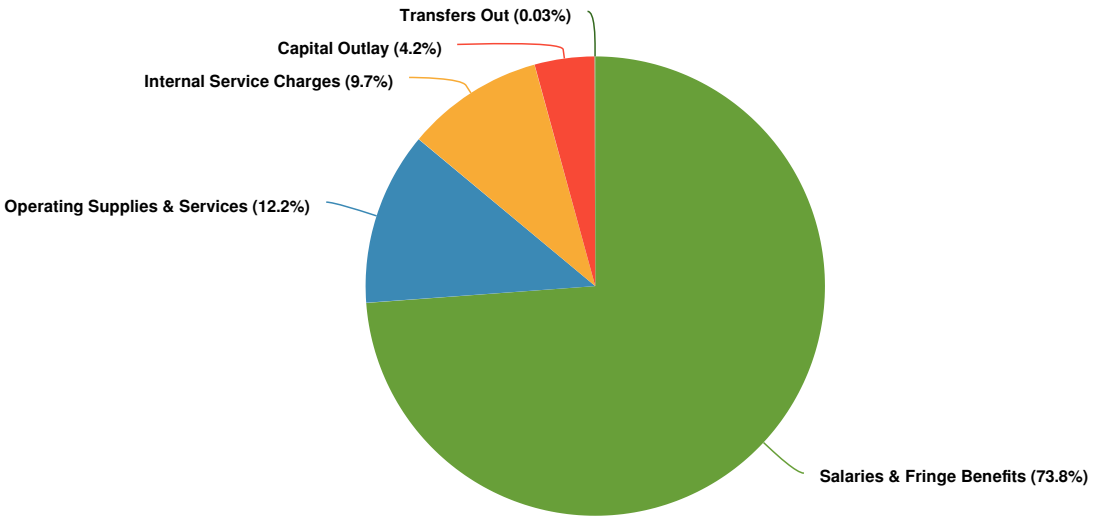

Budgeted and Historical Expenditures by Expense Type

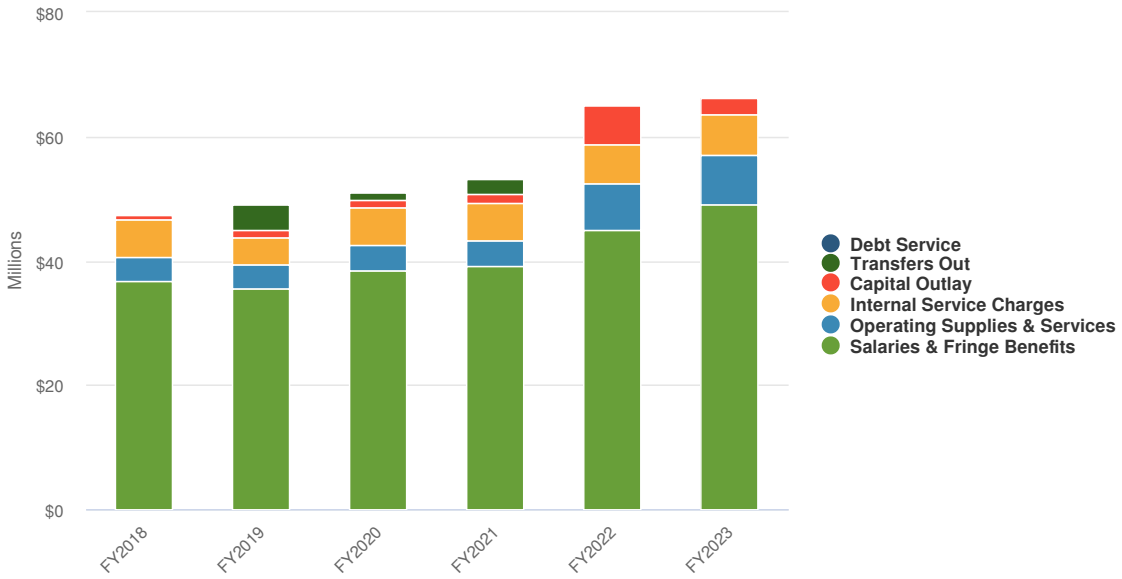

NOTE: The FY2022 Amended Budget and FY2022 Actuals are as of April 30, 2022.

Name	FY2022 Amended	FY2022 Actuals	FY2023 CM Recommended	FY2022 Amended vs. FY2023 CM Recommended (% Change)

Name	FY2022 Amended	FY2022 Actuals	FY2023 CM Recommended	FY2022 Amended vs. FY2023 CM Recommended (% Change)
Expense Objects				
Salaries & Fringe Benefits	$44,880,919	$33,826,898	$48,948,500	9.1%
Operating Supplies & Services	$7,660,356	$4,210,818	$8,090,800	5.6%
Internal Service Charges	$6,293,200	$5,244,350	$6,424,400	2.1%
Capital Outlay	$6,078,412	$508,092	$2,805,000	-53.9%
Transfers Out	$20,000	$16,670	$20,000	0%
Total Expense Objects:	**$64,932,887**	**$43,806,829**	**$66,288,700**	**2.1%**

Measure U

The voters of the City of Hemet approved Measure U in 2016 which was a 1% transaction and use tax to be used for general municipal services for the City of Hemet. Once approved, a one cent per dollar tax was levied on the sale of all tangible personal property purchased from any retailers within the City of Hemet. Proceeds of the tax were to be deposited in the City's general fund and subject to the same independent annual audit as other general fund revenue.

Summary

The City of Hemet is projecting $15M of revenue in FY2023, which represents a 14% increase over the prior year. Budgeted expenditures are projected to decrease by 8% or $1.5M to $17.18M in FY2023.

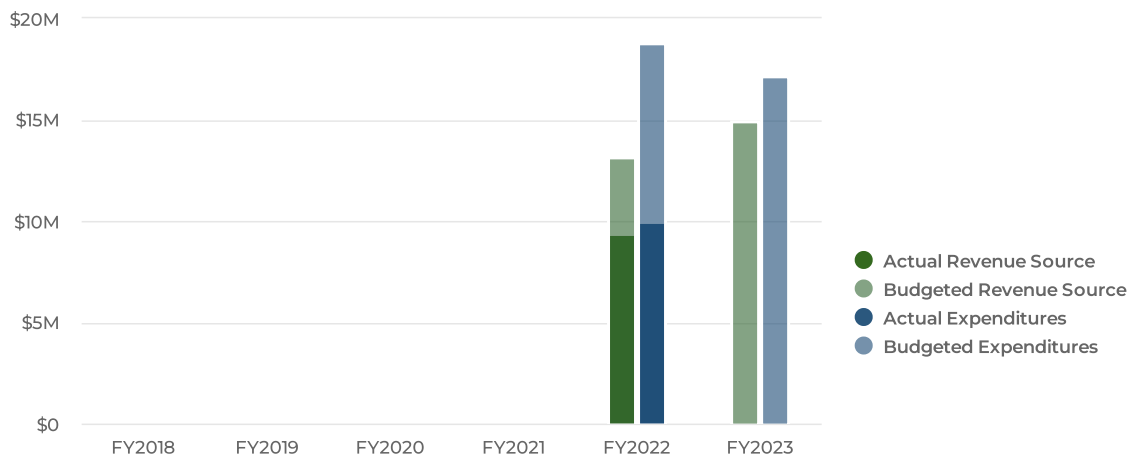

Prior to FY2022, Measure U expenditures resided within the City's General Fund in two stand-alone accounts; one for the Police Department and one for the Fire Department. In FY2022, Measure U was transferred into its own fund to facilitate tracking and analysis by creating further transparency that is important to the City's council and community.

In FY2022 and FY2023, the City utilized the use of Measure U fund balance for one-time purchases for capital outlay, Peak Demand Overtime and abatement costs.

Department	Use of Fund Balance FY2022	Use of Fund Balance FY2023
Police	$644,600	$1,800,000
Fire	$895,000	$400,000
Other	$60,000	$0

Revenue by Fund

2023 Revenue by Fund

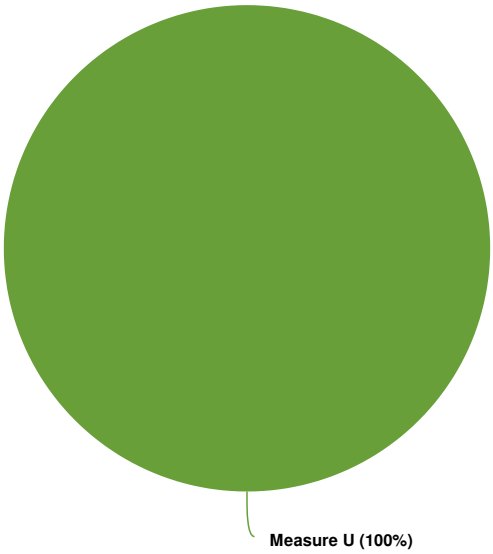

Budgeted and Historical Revenue by Fund

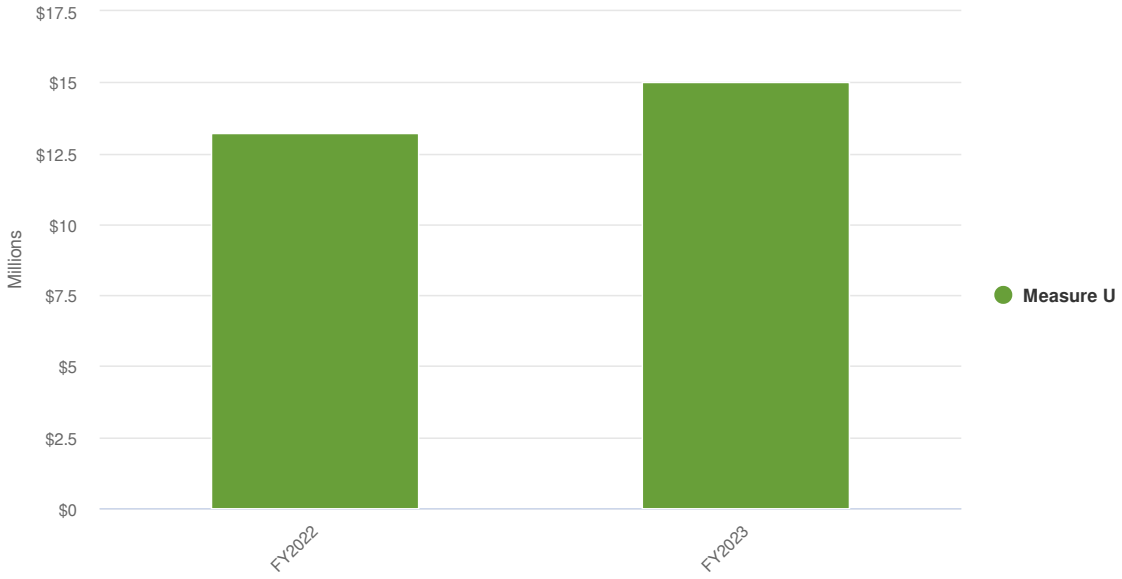

Revenues by Source

Projected 2023 Revenues by Source

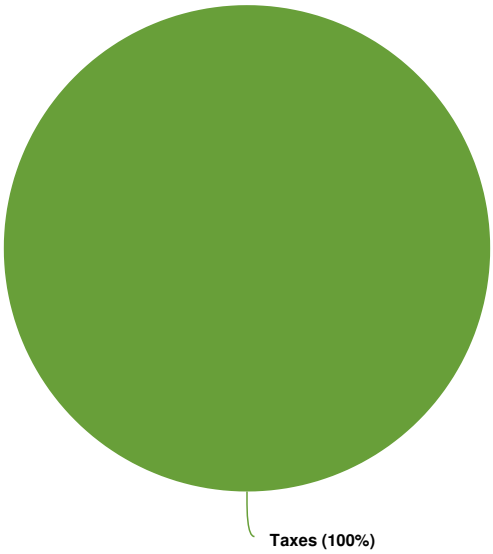

Budgeted and Historical Revenues by Source

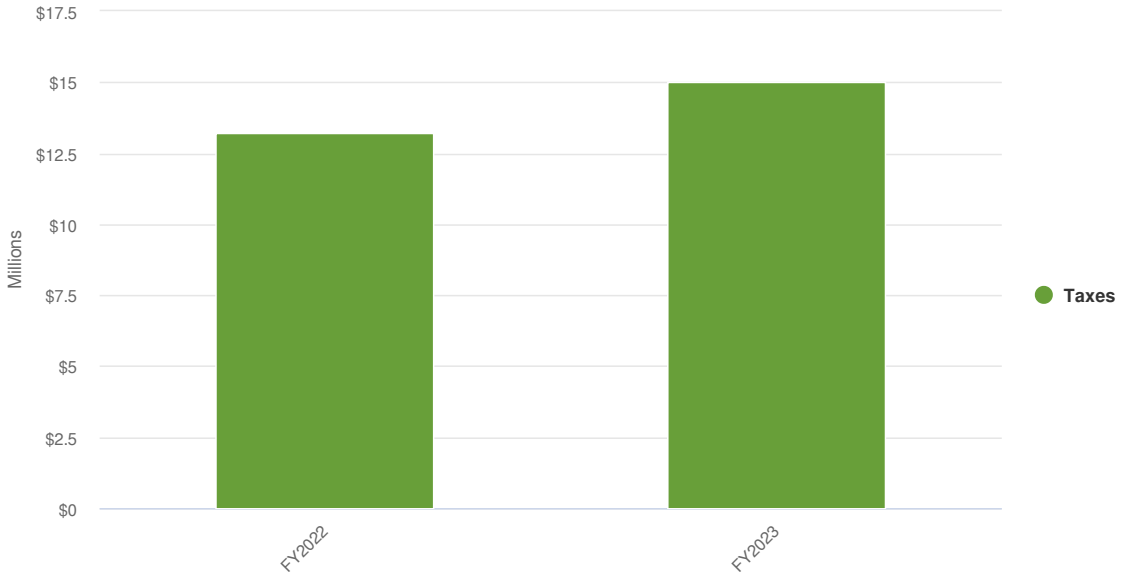

NOTE: The FY2022 Amended Budget and FY2022 Actuals are as of April 30, 2022.

Name	FY2022 Amended	FY2022 Actuals	FY2023 CM Recommended	FY2022 Amended vs. FY2023 CM Recommended (% Change)
Revenue Source				
Taxes	$13,200,000	$9,396,620	$15,000,000	13.6%
Total Revenue Source:	**$13,200,000**	**$9,396,620**	**$15,000,000**	**13.6%**

Expenditures by Fund

2023 Expenditures by Fund

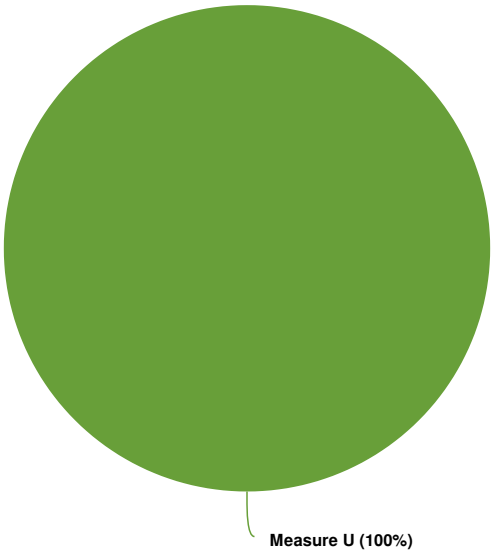

Budgeted and Historical Expenditures by Fund

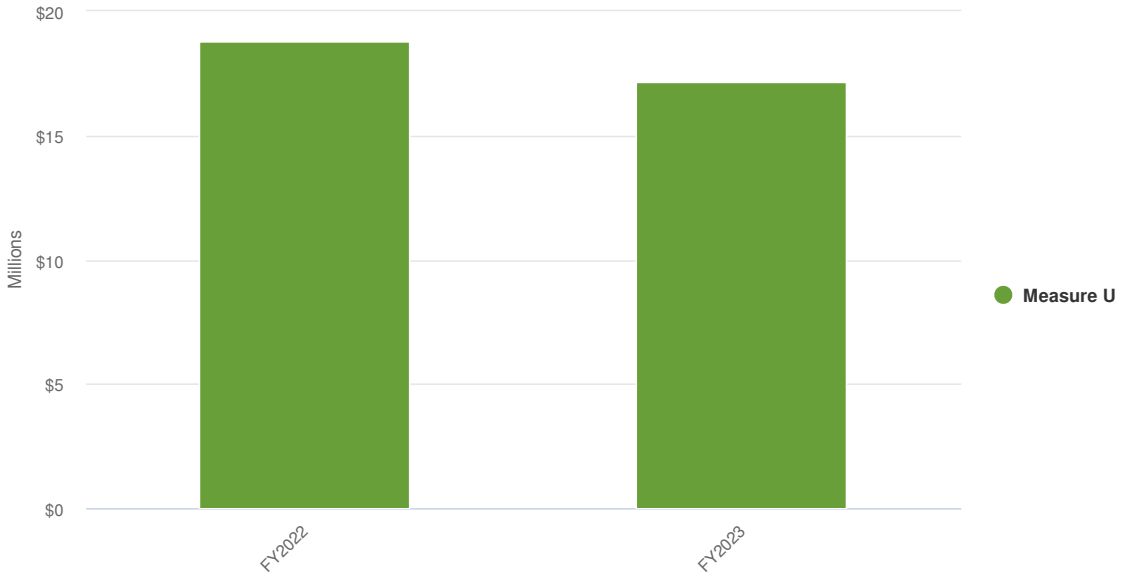

NOTE: The FY2022 Amended Budget and FY2022 Actuals are as of April 30, 2022.

Name	FY2022 Amended	FY2022 Actuals	FY2023 CM Recommended	FY2022 Amended vs. FY2023 CM Recommended (% Change)
Measure U	$18,808,472	$9,982,914	$17,182,900	-8.6%
Total Measure U:	**$18,808,472**	**$9,982,914**	**$17,182,900**	**-8.6%**

Expenditures by Expense Type

Budgeted Expenditures by Expense Type

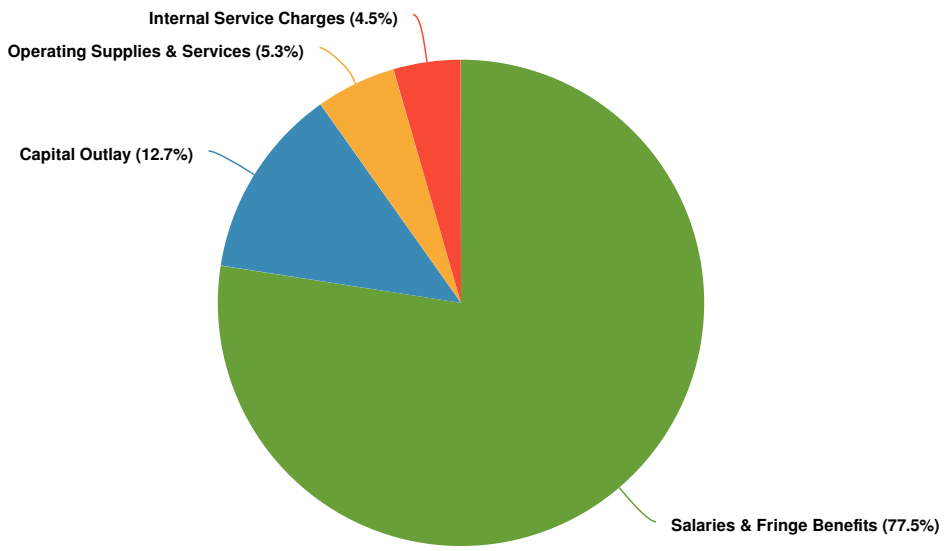

Budgeted and Historical Expenditures by Expense Type

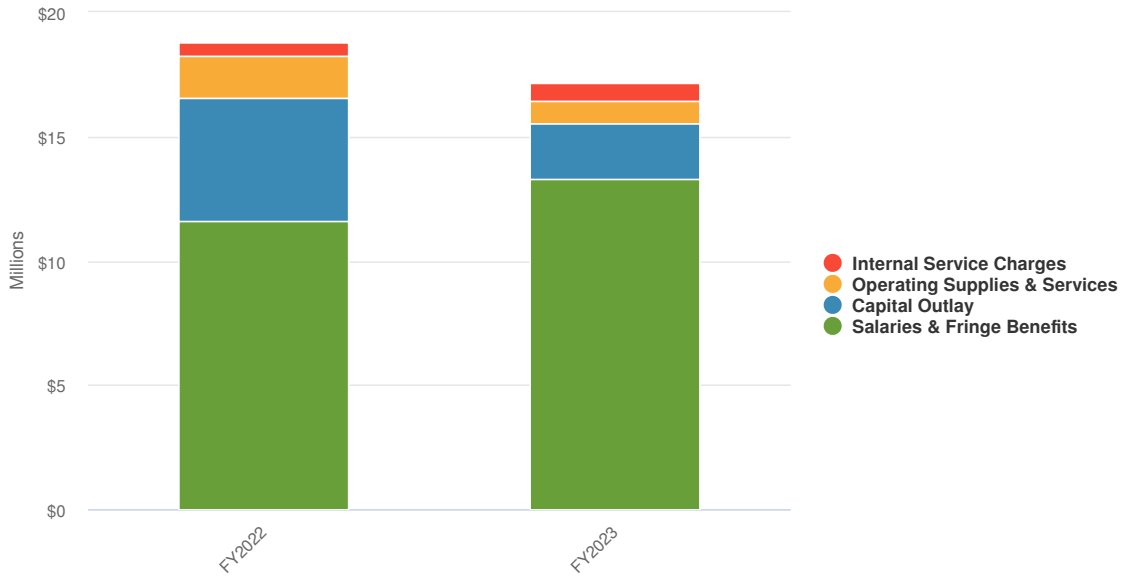

NOTE: The FY2022 Amended Budget and FY2022 Actuals are as of April 30, 2022.

Name	FY2022 Amended	FY2022 Actuals	FY2023 CM Recommended	FY2022 Amended vs. FY2023 CM Recommended (% Change)

Name	FY2022 Amended	FY2022 Actuals	FY2023 CM Recommended	FY2022 Amended vs. FY2023 CM Recommended (% Change)
Expense Objects				
Salaries & Fringe Benefits	$11,581,203	$8,311,129	$13,310,300	14.9%
Operating Supplies & Services	$1,703,890	$766,420	$914,200	-46.3%
Internal Service Charges	$547,100	$455,940	$768,400	40.4%
Capital Outlay	$4,976,279	$449,425	$2,190,000	-56%
Total Expense Objects:	**$18,808,472**	**$9,982,914**	**$17,182,900**	**-8.6%**

Historical Measure U Reports

The following reports provide the detail of Measure U revenues and expenditures prior to FY2022 and being represented in its own fund.

Special Revenue Funds

Special Revenue Funds are funds used within a government entity to record the proceeds from certain revenue sources for which fund usage is restricted. The use of a special revenue fund makes it easier to track cash inflows and outflows related to special-purpose activities. They are especially useful for maintaining the accountability for specially-allocated funds. Grant Funds are included with the Special Revenue Funds in this section.

Summary

The City of Hemet is projecting $15.4M of revenue in FY2023, which represents a 30.1% decrease over the prior year. Budgeted expenditures are projected to decrease by 71.4% or $30.1M to $12.1M in FY2023.

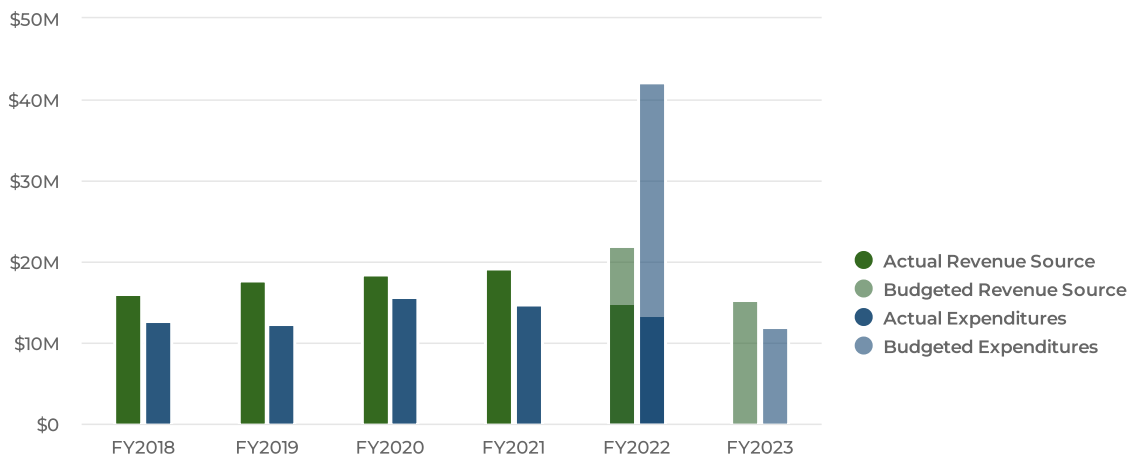

The increase in FY2022 expenditures can be attributed to several Capital Improvement Projects that were approved and funded through Special Revenue Funds including Measure A, Gas Tax and Sewer and Storm Drain. As the fiscal year concludes on June 30, 2022, any unexpended funds for these projects will be carried forward as Continuing Appropriations to complete these capital projects.

The FY2023 CM Recommended Budget for Assessment Districts is not complete. The final budget will go to Council separately with the Engineer's Report.

Revenue by Fund

2023 Revenue by Fund

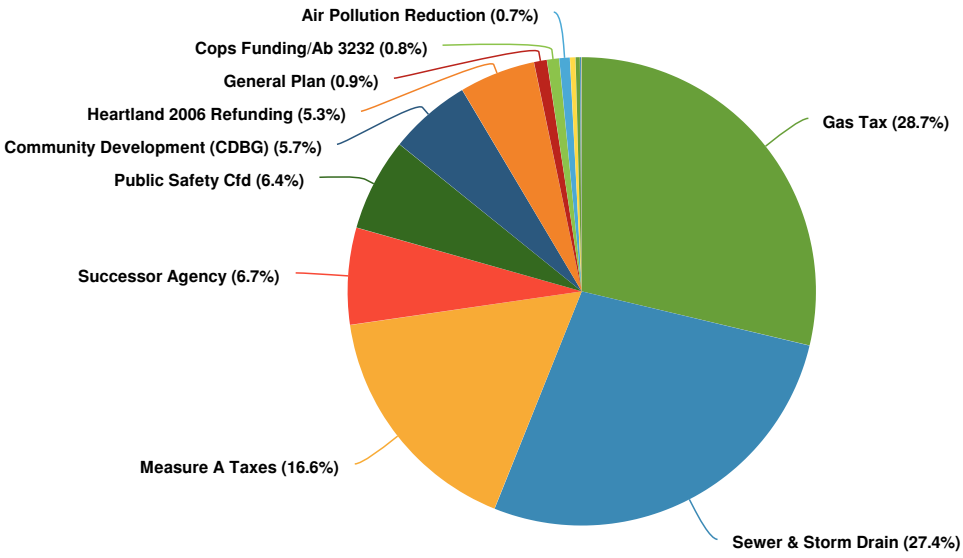

Budgeted and Historical Revenue by Fund

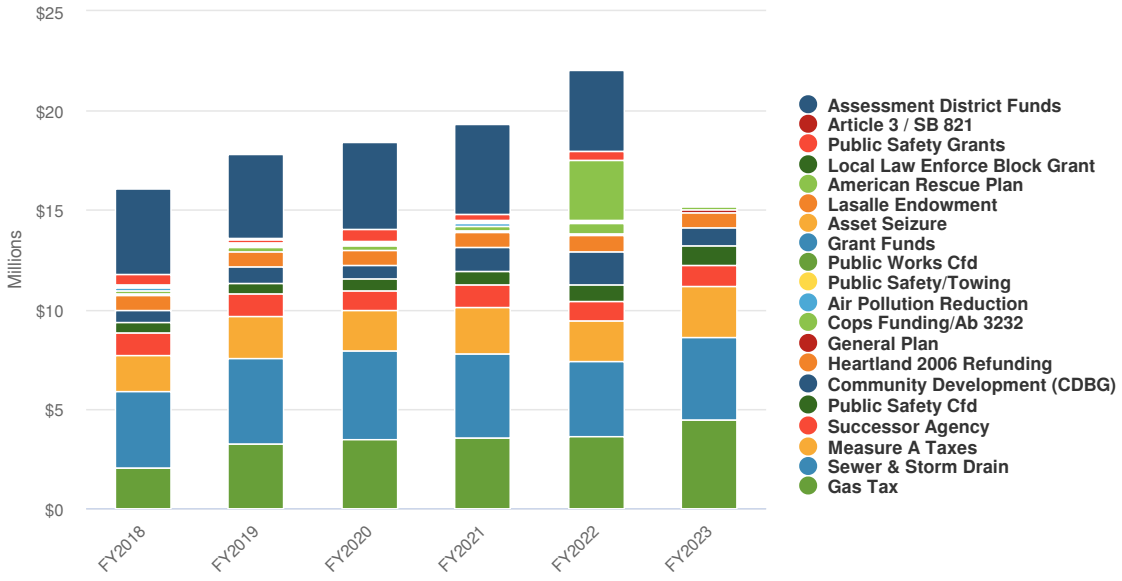

Revenues by Source

Projected 2023 Revenues by Source

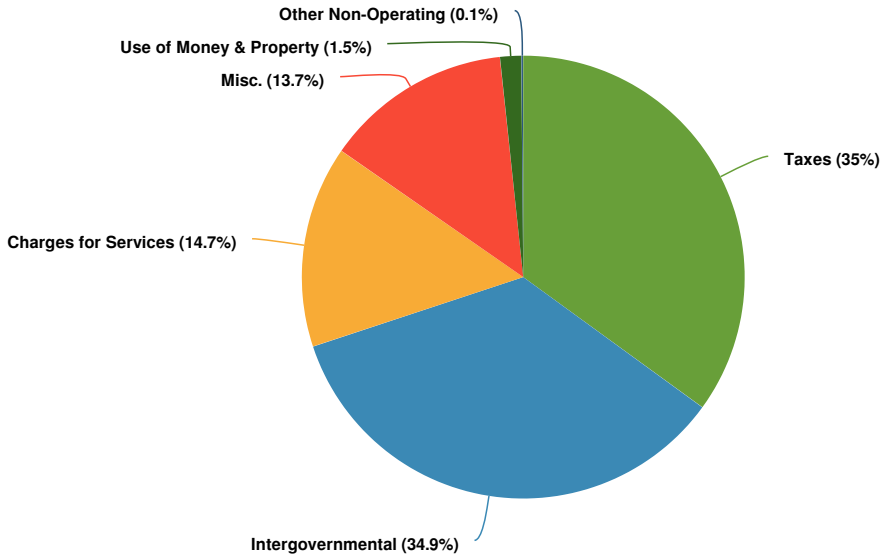

Budgeted and Historical Revenues by Source

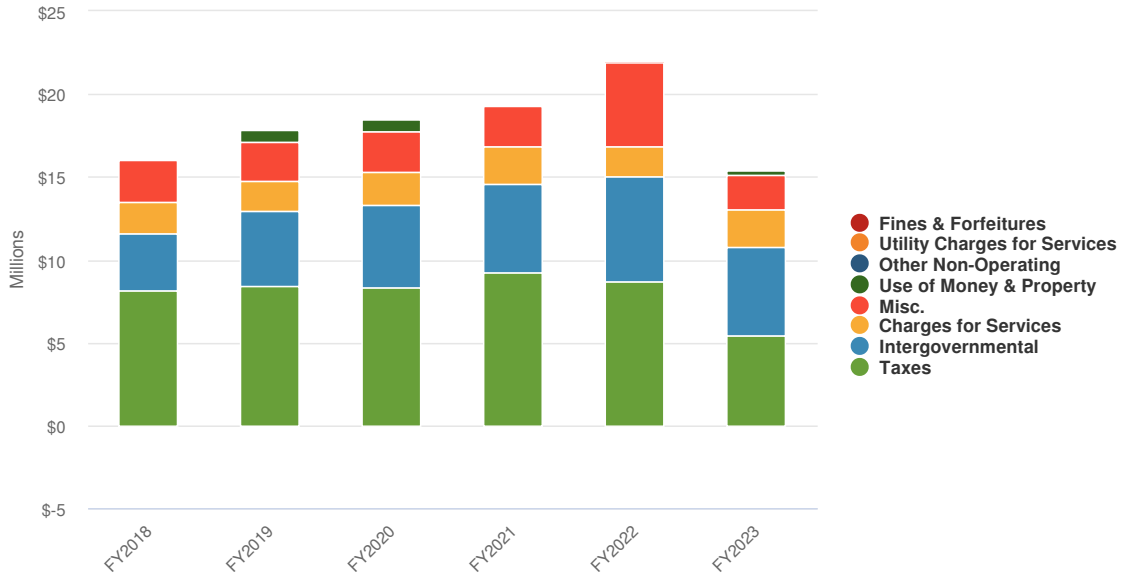

NOTE: The FY2022 Amended Budget and FY2022 Actuals are as of April 30, 2022.

Name	FY2022 Amended	FY2022 Actuals	FY2023 CM Recommended	FY2022 Amended vs. FY2023 CM Recommended (% Change)
Revenue Source				
Taxes	$8,678,104	$5,067,203	$5,392,400	-37.9%

Name	FY2022 Amended	FY2022 Actuals	FY2023 CM Recommended	FY2022 Amended vs. FY2023 CM Recommended (% Change)
Use of Money & Property	$129,600	$2,075	$238,300	83.9%
Intergovernmental	$6,317,308	$3,296,792	$5,375,857	-14.9%
Charges for Services	$1,863,700	$1,785,162	$2,270,000	21.8%
Misc.	$5,033,911	$4,882,287	$2,102,500	-58.2%
Utility Charges for Services	$0	-$113,670	$0	0%
Other Non-Operating	$20,000	$16,670	$20,000	0%
Total Revenue Source:	**$22,042,623**	**$14,936,519**	**$15,399,057**	**-30.1%**

Expenditures by Fund

2023 Expenditures by Fund

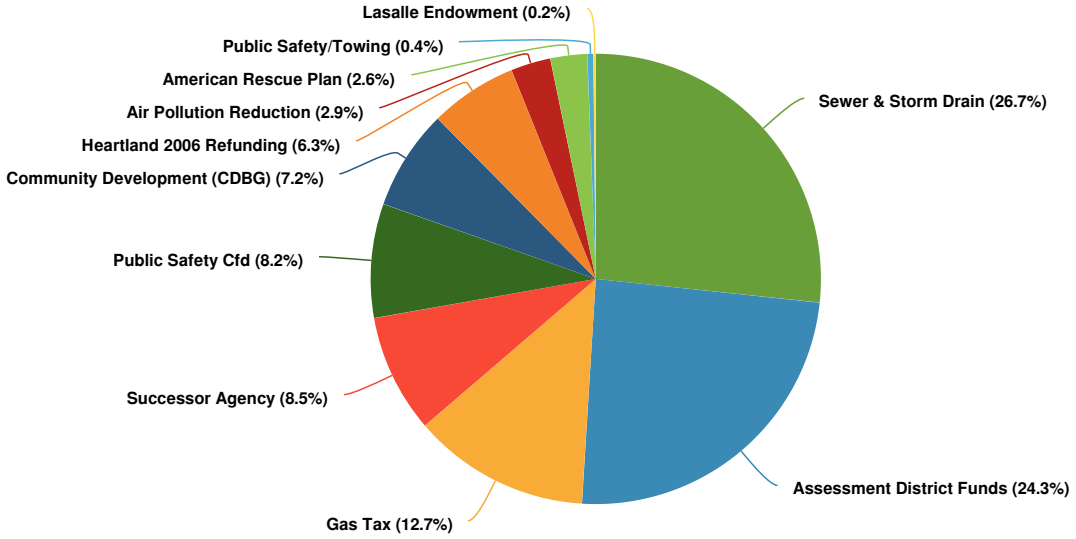

Budgeted and Historical Expenditures by Fund

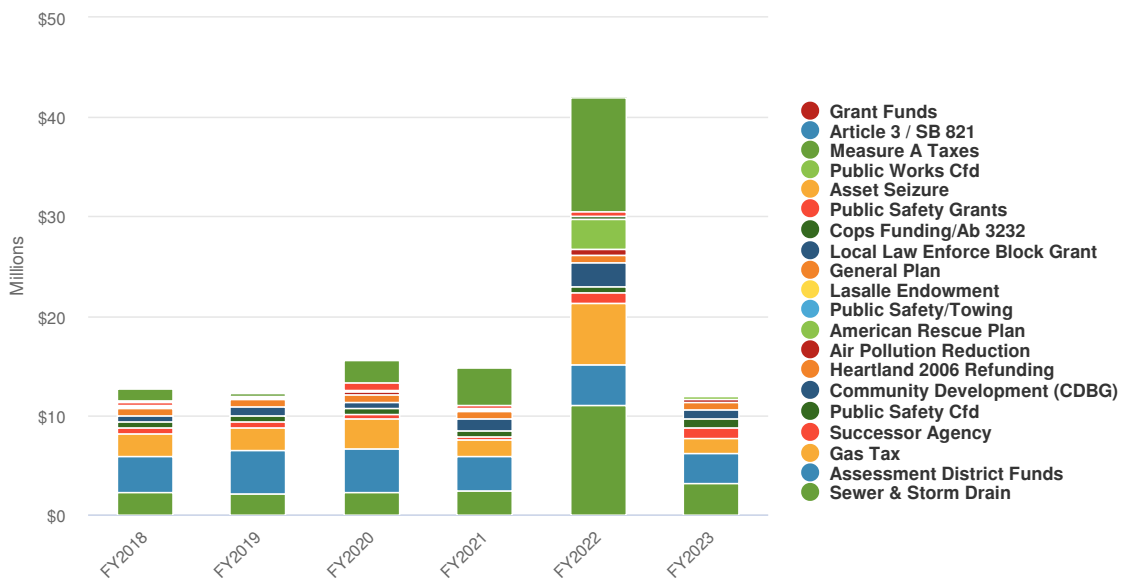

NOTE: The FY2022 Amended Budget and FY2022 Actuals are as of April 30, 2022.

Name	FY2022 Amended	FY2022 Actuals	FY2023 CM Recommended	FY2022 Amended vs. FY2023 CM Recommended (% Change)
Lasalle Endowment	$19,100	$13,930	$19,200	0.5%
Article 3 / SB 821	$248,200	$0	$0	-100%
Public Safety/Towing	$52,100	$45,912	$52,100	0%
Gas Tax	$6,250,386	$1,930,163	$1,534,300	-75.5%
Measure A Taxes	$11,357,502	$1,633,911	$0	-100%
Air Pollution Reduction	$562,291	$40,378	$346,000	-38.5%
Public Works Cfd	$29,000	$29,452	$0	-100%
Asset Seizure	$8,569	$146	$0	-100%
Public Safety Grants	$420,526	$51,689	$0	-100%
Public Safety Cfd	$626,000	$450,745	$987,400	57.7%
Cops Funding/Ab 3232	$298,084	$164,134	$0	-100%
Community Development (CDBG)	$2,420,834	$844,796	$872,957	-63.9%
General Plan	$50,739	$3,696	$0	-100%
Sewer & Storm Drain	$11,070,007	$2,181,410	$3,222,900	-70.9%
American Rescue Plan	$3,019,911	$1,775,986	$318,700	-89.4%
Heartland 2006 Refunding	$753,900	$744,533	$758,100	0.6%
Successor Agency				
RDA Retirement Obligation Fund-Capital P	$125,000	$8,149	$125,000	0%
Redevelopment Obligation Retirement Fund	$883,300	$882,430	$903,900	2.3%
Total Successor Agency:	**$1,008,300**	**$890,579**	**$1,028,900**	**2%**

Name	FY2022 Amended	FY2022 Actuals	FY2023 CM Recommended	FY2022 Amended vs. FY2023 CM Recommended (% Change)
Assessment District Funds				
L&Lmd	$1,734,095	$1,187,462	$1,715,800	-1.1%
Post Prop-218 Lighting Fund	$280,920	$168,310	$161,300	-42.6%
Post Prop=218 Landscape Fund	$1,969,050	$1,314,531	$1,057,500	-46.3%
Total Assessment District Funds:	**$3,984,065**	**$2,670,303**	**$2,934,600**	**-26.3%**
Total:	**$42,179,514**	**$13,471,762**	**$12,075,157**	**-71.4%**

Expenditures by Expense Type

Budgeted Expenditures by Expense Type

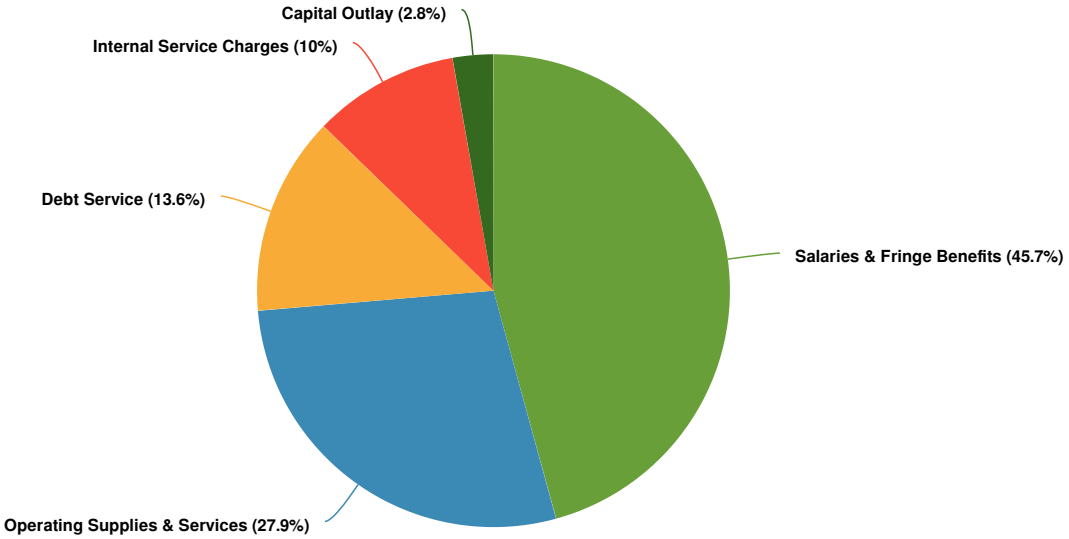

Budgeted and Historical Expenditures by Expense Type

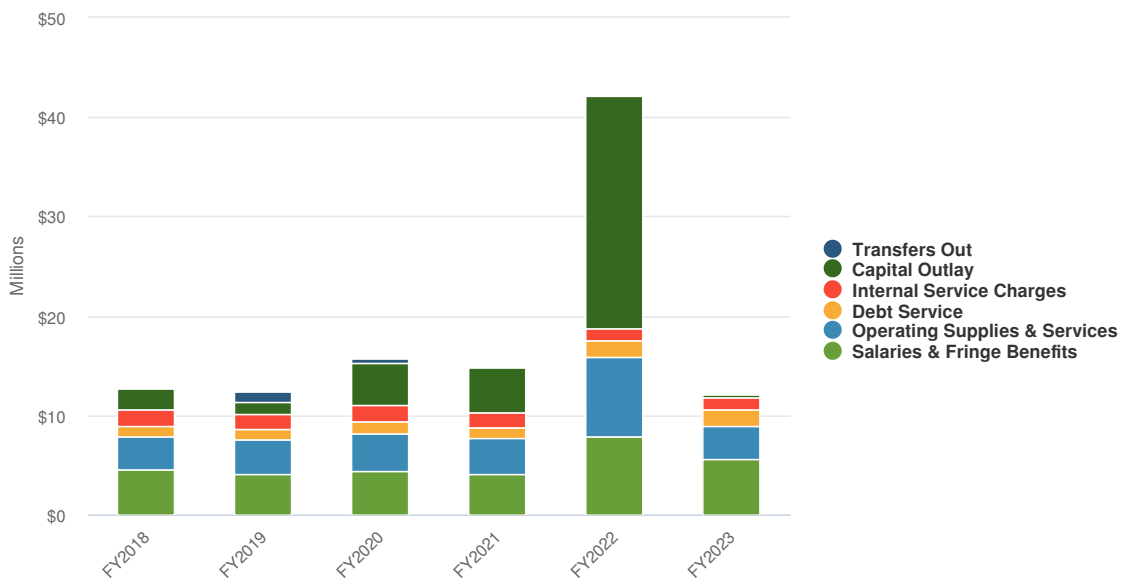

NOTE: The FY2022 Amended Budget and FY2022 Actuals are as of April 30, 2022.

Name	FY2022 Amended	FY2022 Actuals	FY2023 CM Recommended	FY2022 Amended vs. FY2023 CM Recommended (% Change)
Expense Objects				
Salaries & Fringe Benefits	$7,901,996	$5,293,510	$5,523,311	-30.1%
Operating Supplies & Services	$7,900,923	$2,782,126	$3,371,246	-57.3%
Internal Service Charges	$1,225,300	$1,021,080	$1,205,600	-1.6%
Debt Service	$1,648,600	$1,635,700	$1,640,000	-0.5%
Capital Outlay	$23,502,695	$2,739,346	$335,000	-98.6%
Total Expense Objects:	**$42,179,514**	**$13,471,762**	**$12,075,157**	**-71.4%**

Development Impact Funds

The City assesses impact fees on property developers to pay for infrastructure improvements that must be built due to new property development. New development brings new residents, which can put strain on a city's infrastructure and services, including schools, libraries, water and sewerage, police and fire protection services. Impact fees are designed to offset the additional cost of maintaining these services.

Summary

The City of Hemet is projecting $4.26M of revenue in FY2023, which represents a 62.2% decrease over the prior year. Budgeted expenditures are projected to decrease by 98.9% or $16.13M to $181.2K in FY2023.

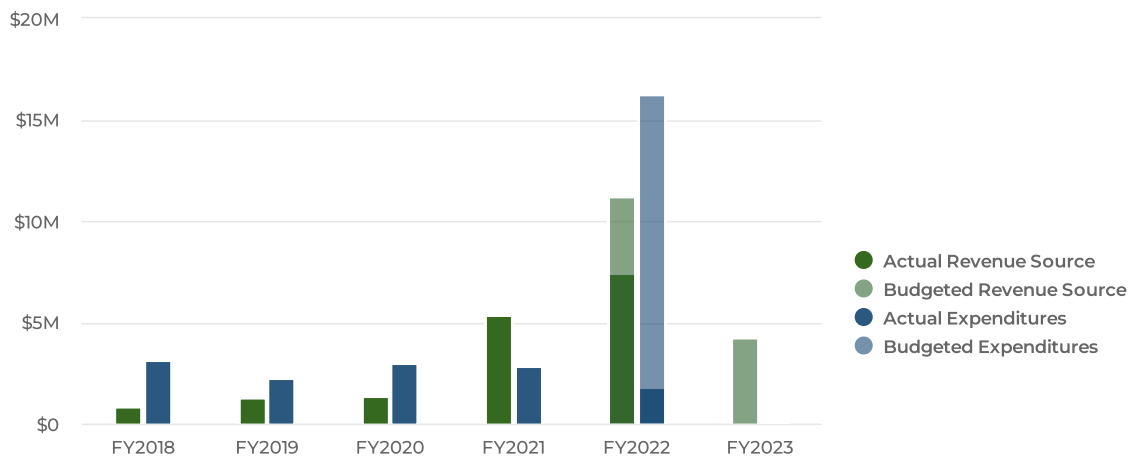

The increase in FY2022 expenditures can be attributed to several Capital Improvement Projects funded through Development Impact Funds. As the fiscal year concludes on June 30, 2022, any unexpended funds for these projects will be carried forward as Continuing Appropriations to complete these capital projects.

Revenue by Fund

2023 Revenue by Fund

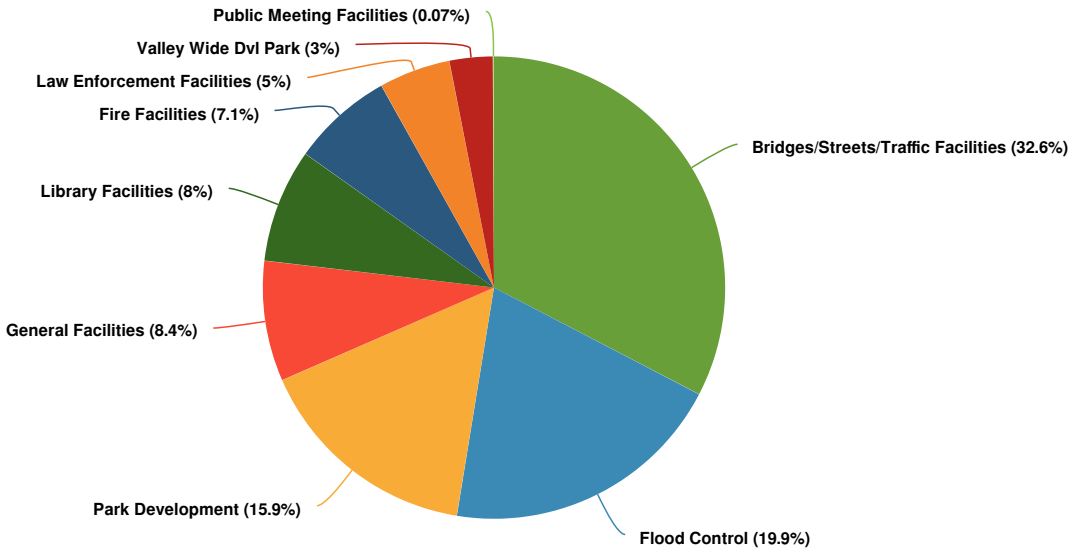

Budgeted and Historical Revenue by Fund

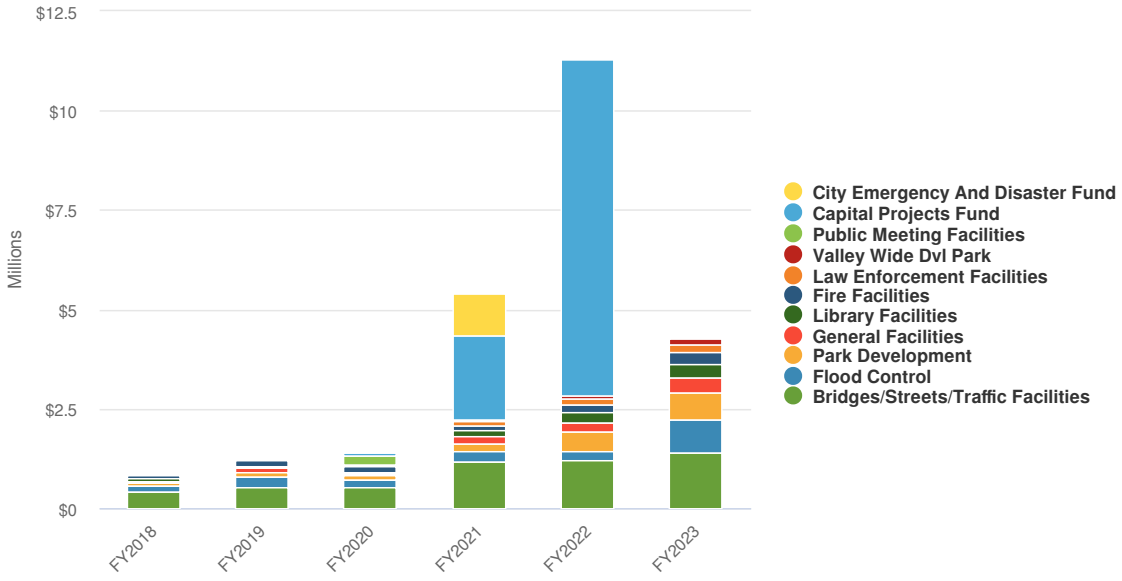

Revenues by Source

Projected 2023 Revenues by Source

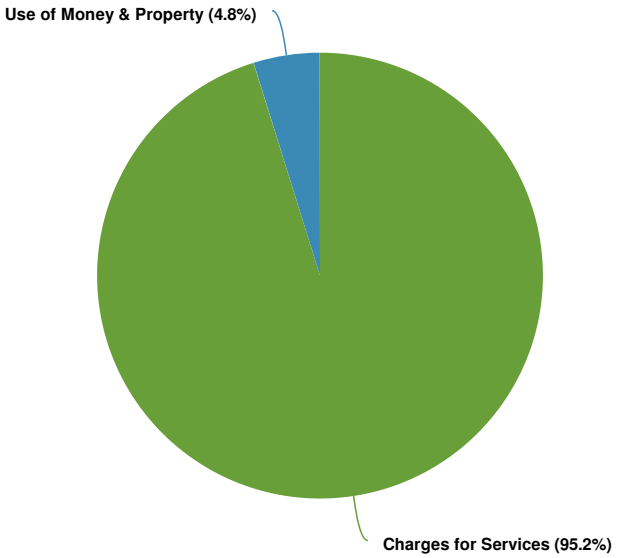

Budgeted and Historical Revenues by Source

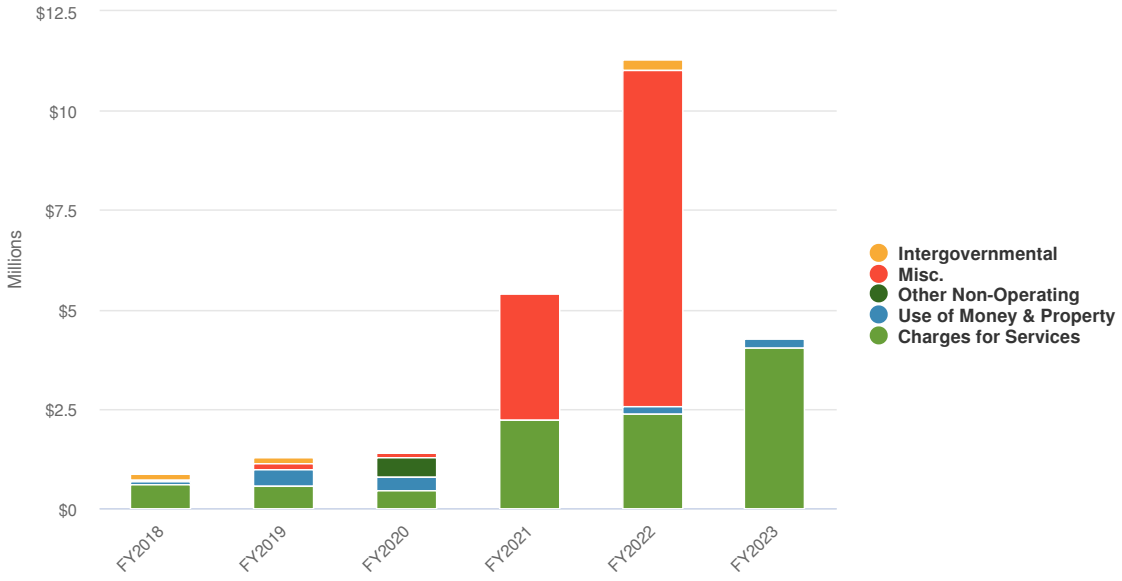

NOTE: The FY2022 Amended Budget and FY2022 Actuals are as of April 30, 2022.

Name	FY2022 Amended	FY2022 Actuals	FY2023 CM Recommended	FY2022 Amended vs. FY2023 CM Recommended (% Change)
Revenue Source				
Use of Money & Property	$205,100	$0	$205,100	0%

Name	FY2022 Amended	FY2022 Actuals	FY2023 CM Recommended	FY2022 Amended vs. FY2023 CM Recommended (% Change)
Intergovernmental	$280,000	$0	$0	-100%
Charges for Services	$2,364,400	$4,885,999	$4,058,900	71.7%
Misc.	$8,443,460	$2,614,766	$0	-100%
Total Revenue Source:	**$11,292,960**	**$7,500,765**	**$4,264,000**	**-62.2%**

Expenditures by Fund

2023 Expenditures by Fund

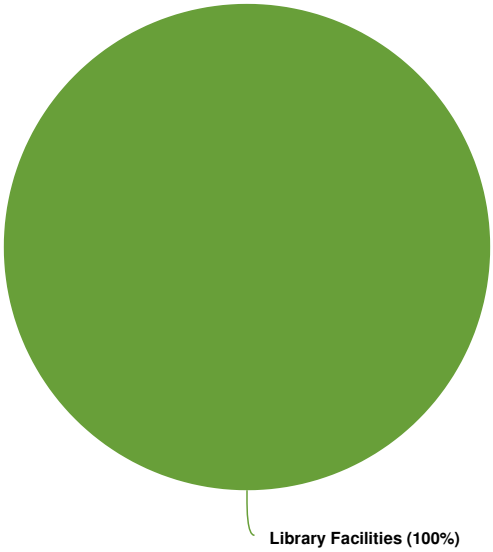

Budgeted and Historical Expenditures by Fund

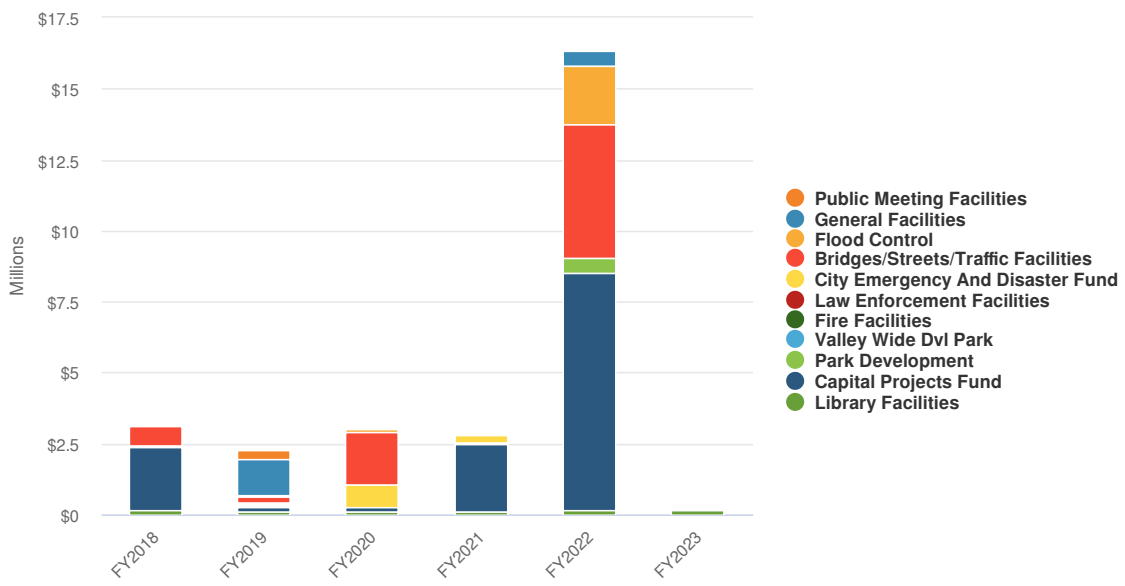

NOTE: The FY2022 Amended Budget and FY2022 Actuals are as of April 30, 2022.

Name	FY2022 Amended	FY2022 Actuals	FY2023 CM Recommended	FY2022 Amended vs. FY2023 CM Recommended (% Change)
Public Meeting Facilities	$4,445	$0	$0	-100%
General Facilities	$504,445	$0	$0	-100%
Flood Control	$2,084,556	$670	$0	-100%
Bridges/Streets/Traffic Facilities	$4,690,815	$10,627	$0	-100%
Law Enforcement Facilities	$4,445	$0	$0	-100%
Fire Facilities	$4,445	$0	$0	-100%
Park Development	$490,205	$136,213	$0	-100%
Valley Wide Dvl Park	$4,445	$0	$0	-100%
Library Facilities	$163,940	$75,848	$181,200	10.5%
Capital Projects Fund	$8,364,276	$1,644,069	$0	-100%
Total:	**$16,316,017**	**$1,867,427**	**$181,200**	**-98.9%**

Expenditures by Expense Type

Budgeted Expenditures by Expense Type

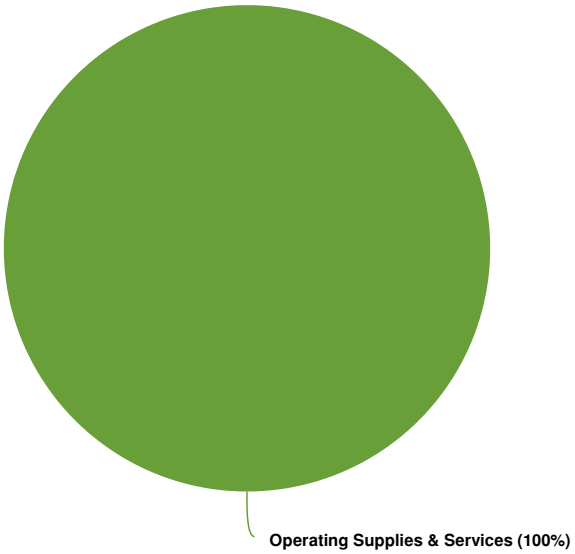

Budgeted and Historical Expenditures by Expense Type

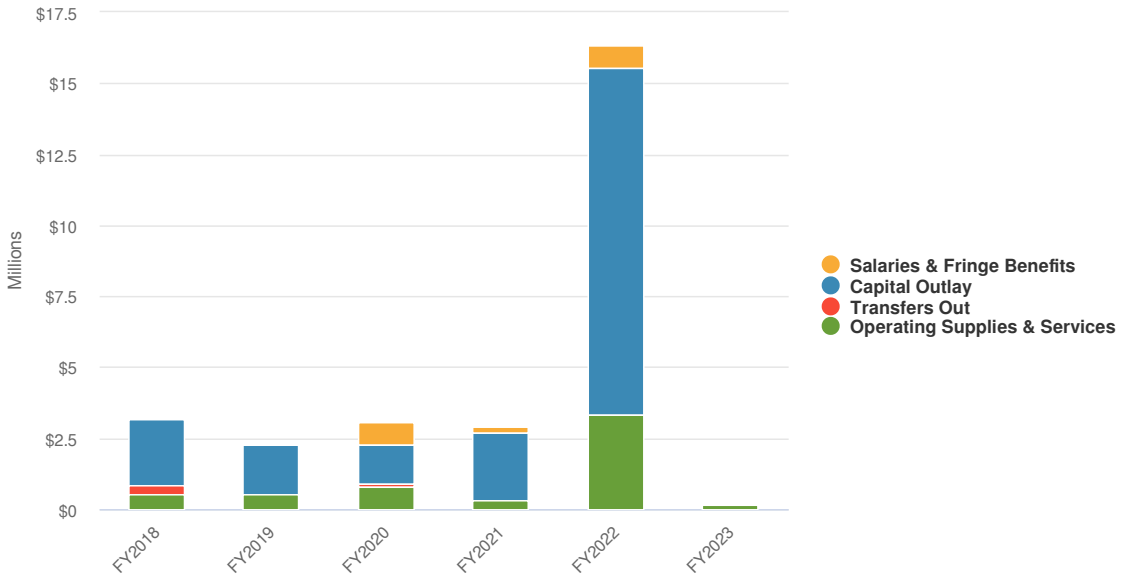

NOTE: The FY2022 Amended Budget and FY2022 Actuals are as of April 30, 2022.

Name	FY2022 Amended	FY2022 Actuals	FY2023 CM Recommended	FY2022 Amended vs. FY2023 CM Recommended (% Change)

Name	FY2022 Amended	FY2022 Actuals	FY2023 CM Recommended	FY2022 Amended vs. FY2023 CM Recommended (% Change)
Expense Objects				
Salaries & Fringe Benefits	$792,814	$4,577	$0	-100%
Operating Supplies & Services	$3,331,149	$258,327	$181,200	-94.6%
Capital Outlay	$12,192,054	$1,604,523	$0	-100%
Total Expense Objects:	**$16,316,017**	**$1,867,427**	**$181,200**	**-98.9%**

Water Enterprise Fund

This fund accounts for the financial transactions of the City's Water Utility Service, including water production, transmission, and distribution system.

Summary

The City of Hemet is projecting $13.84M of revenue in FY2023, which represents a 6.7% increase over the prior year. Budgeted expenditures are projected to decrease by 63.6% or $20.71M to $11.84M in FY2023.

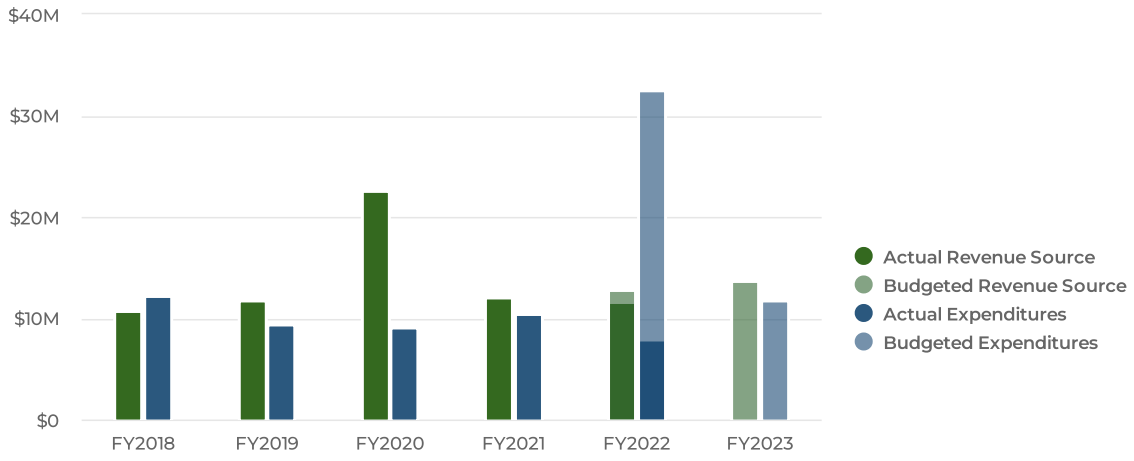

The increase in FY2022 expenditures can be attributed to several Capital Improvement Projects funded through the Enterprise Fund. As the fiscal year concludes on June 30, 2022, any unexpended funds for these projects will be carried forward as Continuing Appropriations to complete these capital projects.

During FY2020 the City's Water Enterprise Fund received a large class-action lawsuit in excess of $10M.

Revenue by Fund

2023 Revenue by Fund

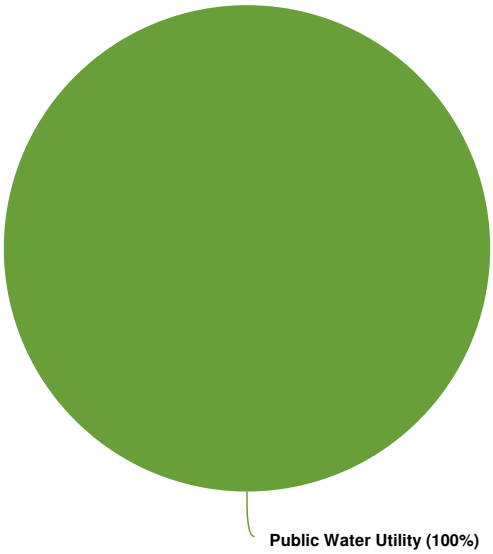

Budgeted and Historical Revenue by Fund

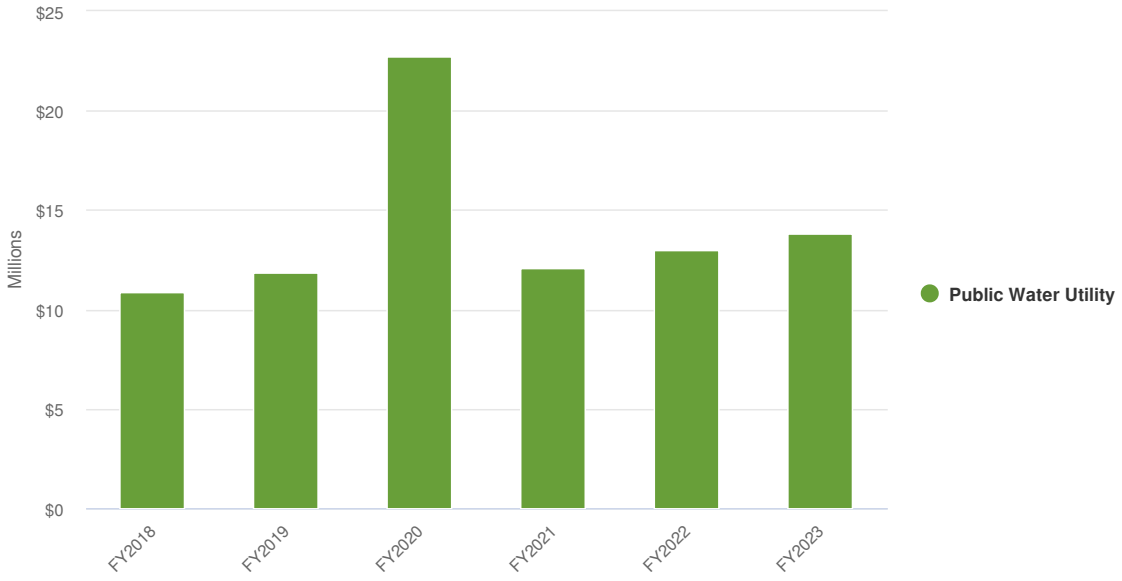

Revenues by Source

Projected 2023 Revenues by Source

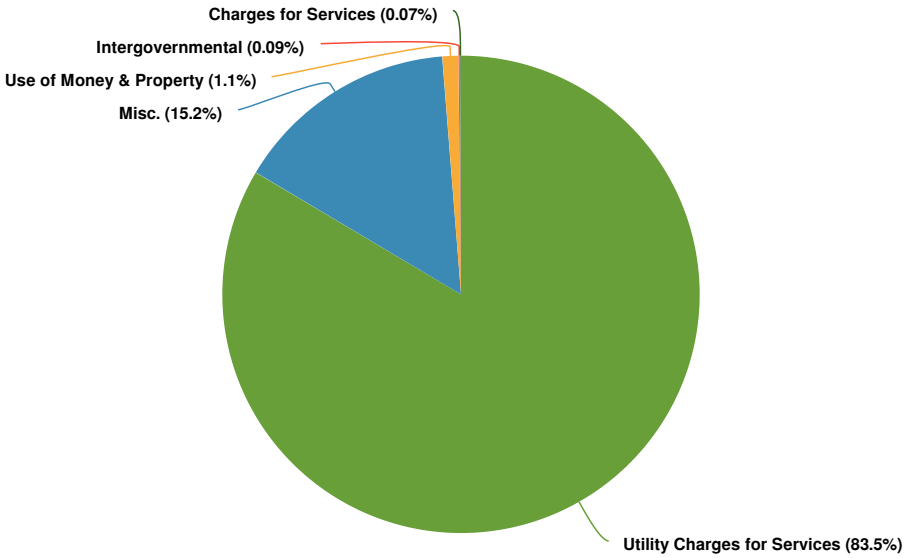

Budgeted and Historical Revenues by Source

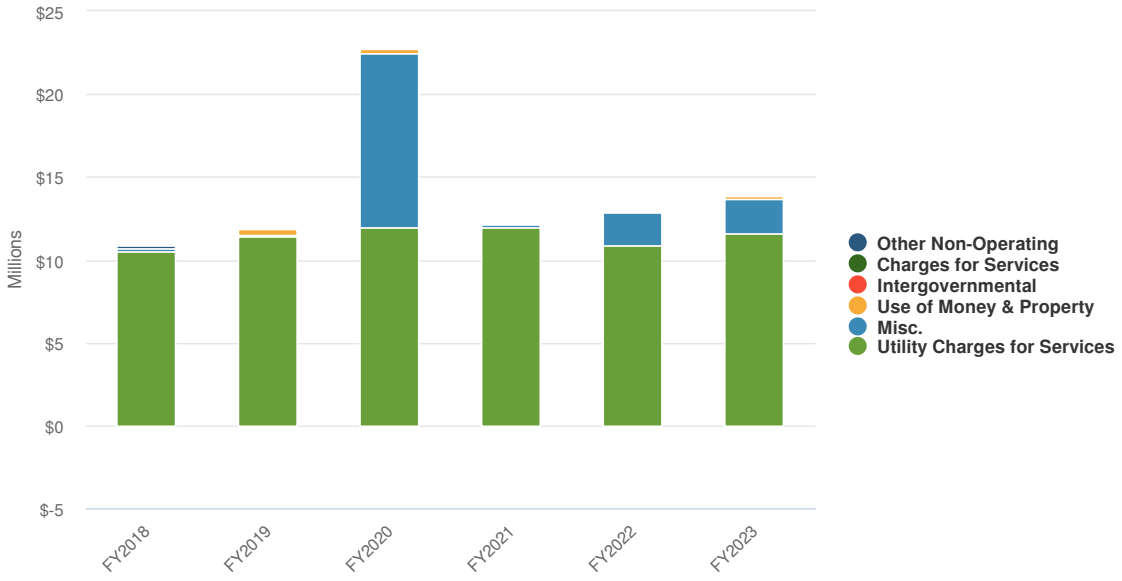

NOTE: The FY2022 Amended Budget and FY2022 Actuals are as of April 30, 2022.

Name	FY2022 Amended	FY2022 Actuals	FY2023 CM Recommended	FY2022 Amended vs. FY2023 CM Recommended (% Change)
Revenue Source				
Use of Money & Property	$100,000	$0	$150,000	50%

Name	FY2022 Amended	FY2022 Actuals	FY2023 CM Recommended	FY2022 Amended vs. FY2023 CM Recommended (% Change)
Intergovernmental	$10,000	$134,685	$12,000	20%
Charges for Services	$10,000	$100,648	$10,000	0%
Misc.	$1,995,200	$1,988,373	$2,105,000	5.5%
Utility Charges for Services	$10,847,000	$9,519,413	$11,558,000	6.6%
Total Revenue Source:	**$12,962,200**	**$11,743,119**	**$13,835,000**	**6.7%**

Expenditures by Fund

2023 Expenditures by Fund

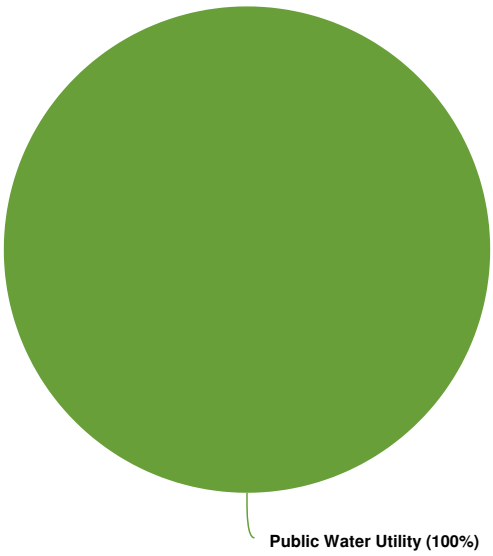

Budgeted and Historical Expenditures by Fund

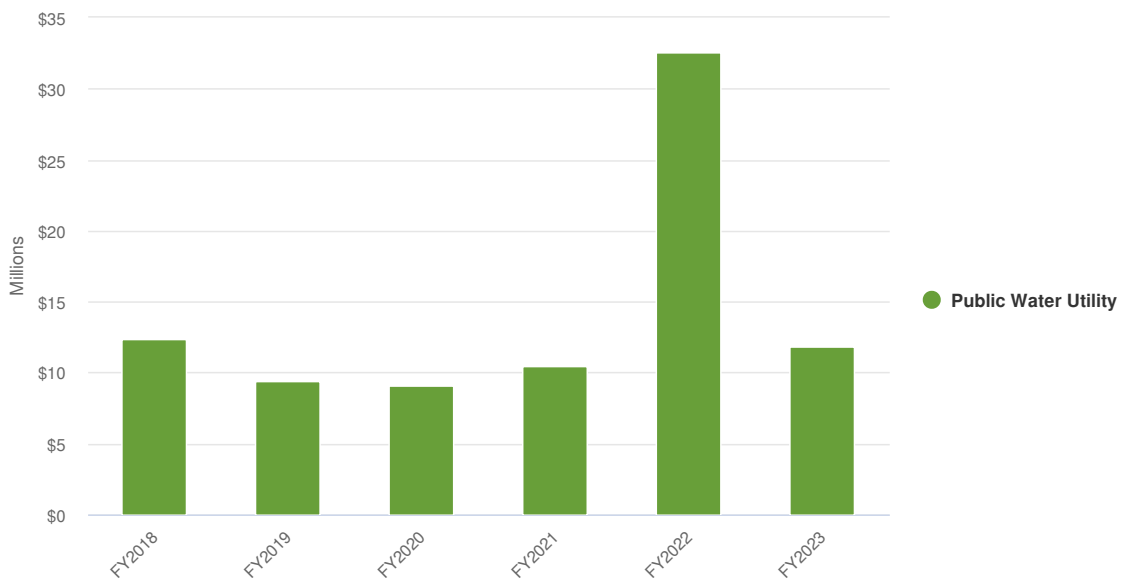

NOTE: The FY2022 Amended Budget and FY2022 Actuals are as of April 30, 2022.

Name	FY2022 Amended	FY2022 Actuals	FY2023 CM Recommended	FY2022 Amended vs. FY2023 CM Recommended (% Change)
Public Water Utility	$32,550,429	$8,057,495	$11,837,500	-63.6%
Total Public Water Utility:	**$32,550,429**	**$8,057,495**	**$11,837,500**	**-63.6%**

Expenditures by Expense Type

Budgeted Expenditures by Expense Type

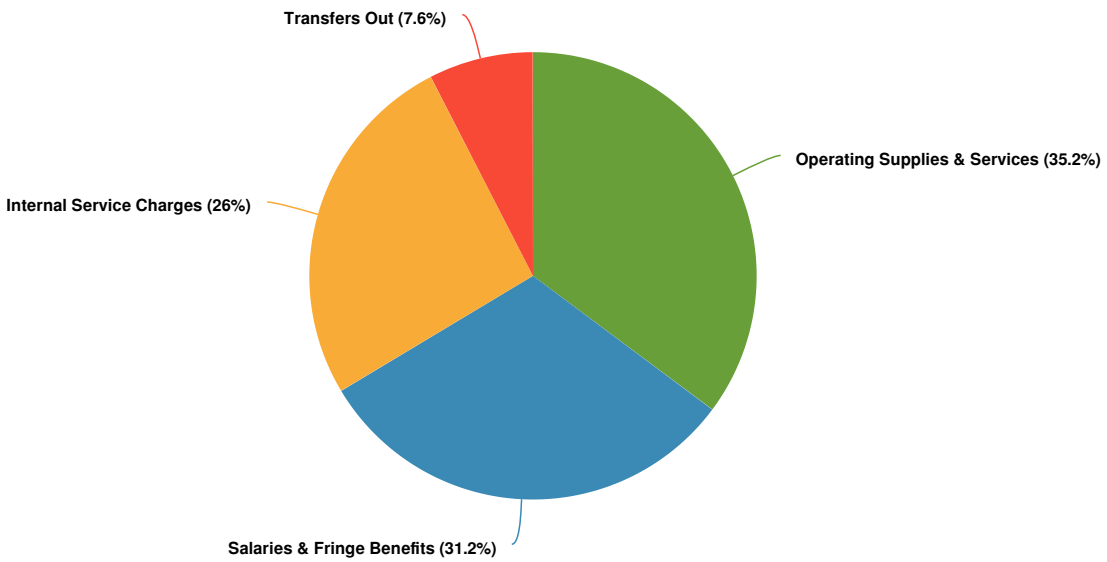

Budgeted and Historical Expenditures by Expense Type

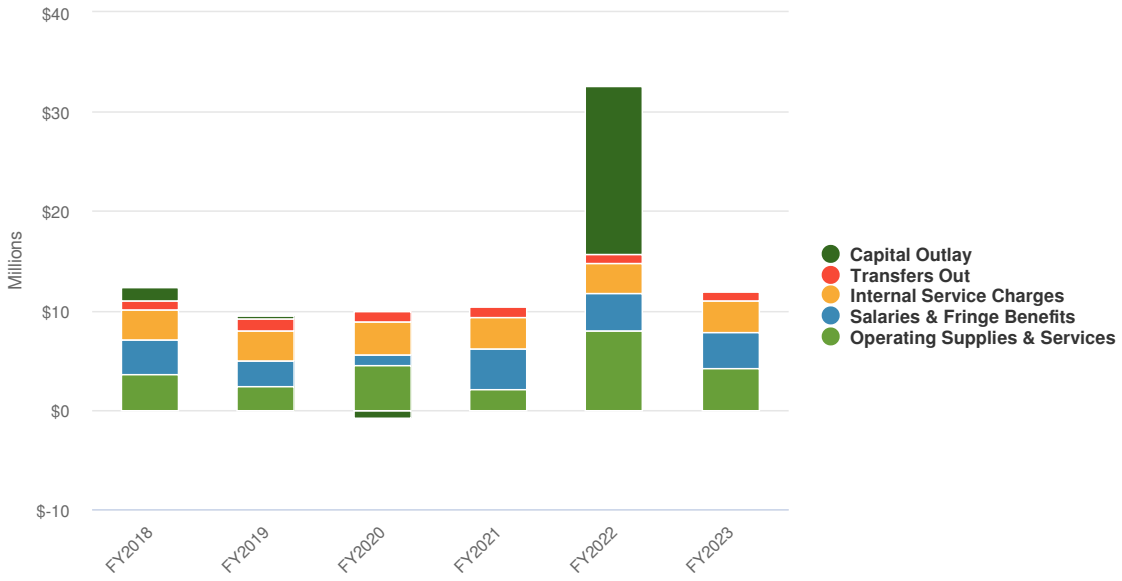

NOTE: The FY2022 Amended Budget and FY2022 Actuals are as of April 30, 2022.

Name	FY2022 Amended	FY2022 Actuals	FY2023 CM Recommended	FY2022 Amended vs. FY2023 CM Recommended (% Change)

Name	FY2022 Amended	FY2022 Actuals	FY2023 CM Recommended	FY2022 Amended vs. FY2023 CM Recommended (% Change)
Expense Objects				
Salaries & Fringe Benefits	$3,676,250	$2,529,727	$3,693,700	0.5%
Operating Supplies & Services	$8,024,139	$2,155,662	$4,167,900	-48.1%
Internal Service Charges	$3,093,900	$2,578,240	$3,081,900	-0.4%
Capital Outlay	$16,882,140	$629,494	$0	-100%
Transfers Out	$874,000	$164,372	$894,000	2.3%
Total Expense Objects:	**$32,550,429**	**$8,057,495**	**$11,837,500**	**-63.6%**

Internal Service Funds

Internal Service Funds are funds used in governmental accounting to track goods or services shifted between departments on a cost reimbursement basis. An example of an internal service fund is a maintenance department that provides equipment maintenance services to other departments. This type of fund is used to identify the cost of providing certain goods and services.

Summary

The City of Hemet is projecting $15.15M of revenue in FY2023, which represents a 2.4% increase over the prior year. Budgeted expenditures are projected to decrease by 5% or $760K to $15.3M in FY2023.

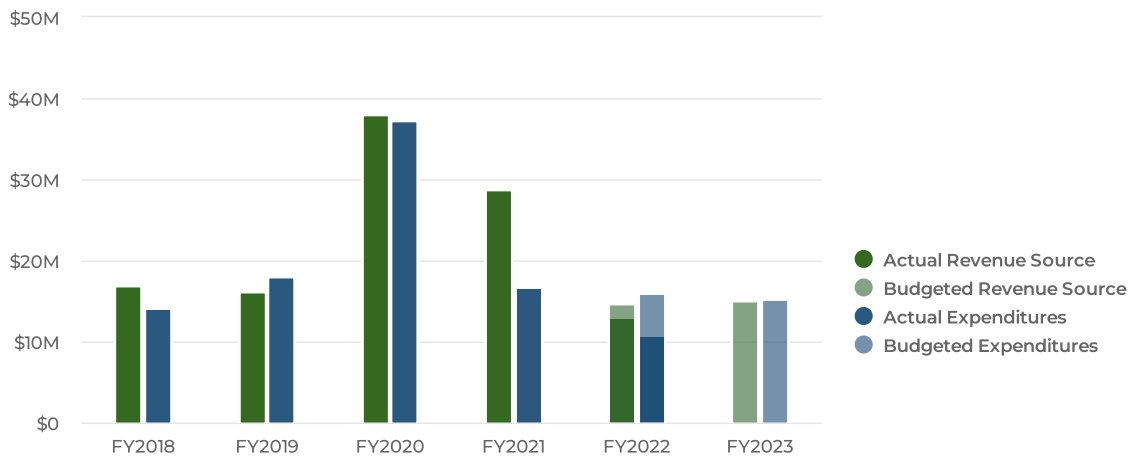

In FY2022, the Public Works Administration and Emergency Services Internal Service Funds dissolved, and costs were allocated directly to operational budgets.

During FY2021, the City changed auditing firms and, through the process, they advised the City to reverse the prior year's entry of CalPERS Unfunded Liability which heavily impacted the Administrative Services Fund.

During FY2020, there was a large legal settlement that was paid out through the City's Liability Insurance Fund.

Revenue by Fund

2023 Revenue by Fund

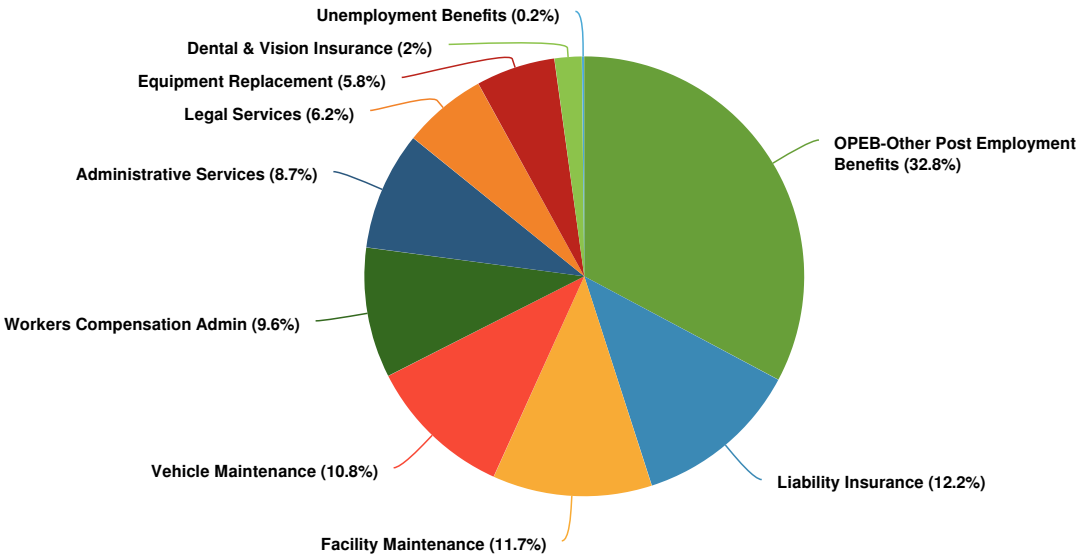

Budgeted and Historical Revenue by Fund

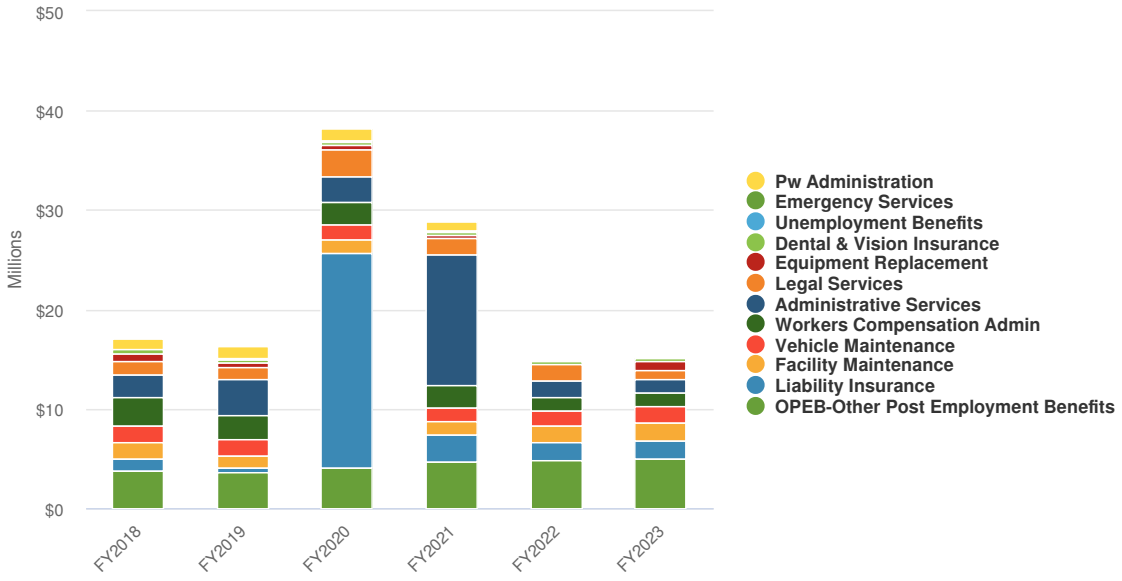

Revenues by Source

Projected 2023 Revenues by Source

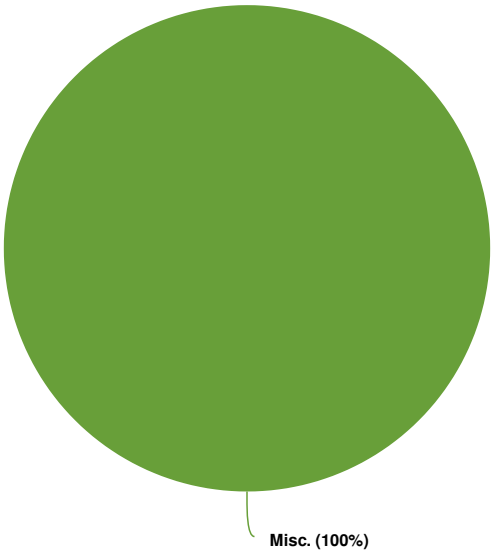

Budgeted and Historical Revenues by Source

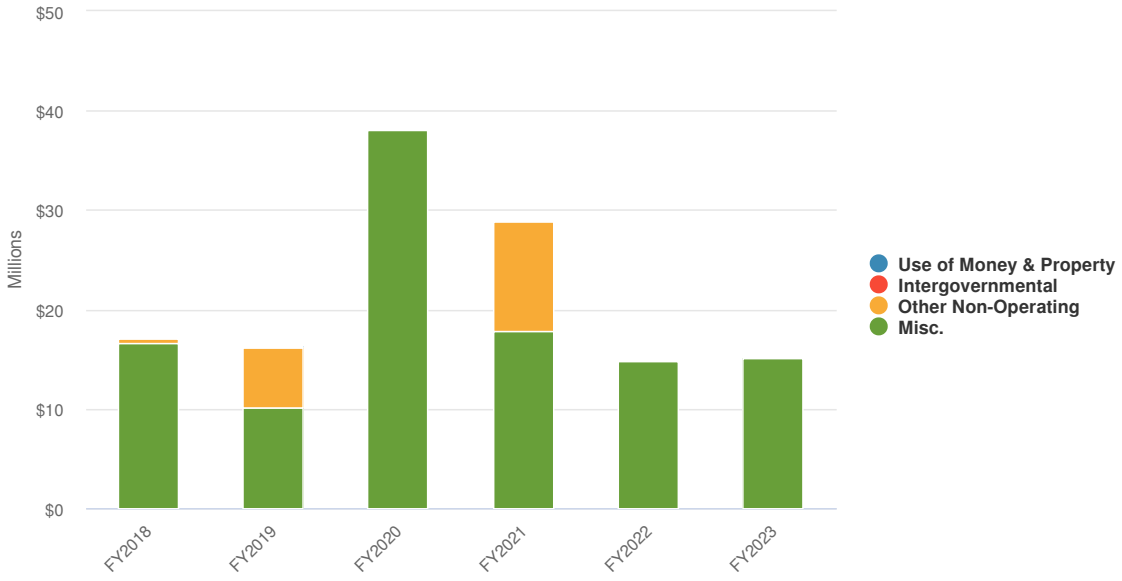

NOTE: The FY2022 Amended Budget and FY2022 Actuals are as of April 30, 2022.

Name	FY2022 Amended	FY2022 Actuals	FY2023 CM Recommended	FY2022 Amended vs. FY2023 CM Recommended (% Change)
Revenue Source				
Use of Money & Property	$10,000	$0	$0	-100%

Name	FY2022 Amended	FY2022 Actuals	FY2023 CM Recommended	FY2022 Amended vs. FY2023 CM Recommended (% Change)
Misc.	$14,791,200	$13,226,040	$15,151,200	2.4%
Total Revenue Source:	**$14,801,200**	**$13,226,040**	**$15,151,200**	**2.4%**

Expenditures by Fund

2023 Expenditures by Fund

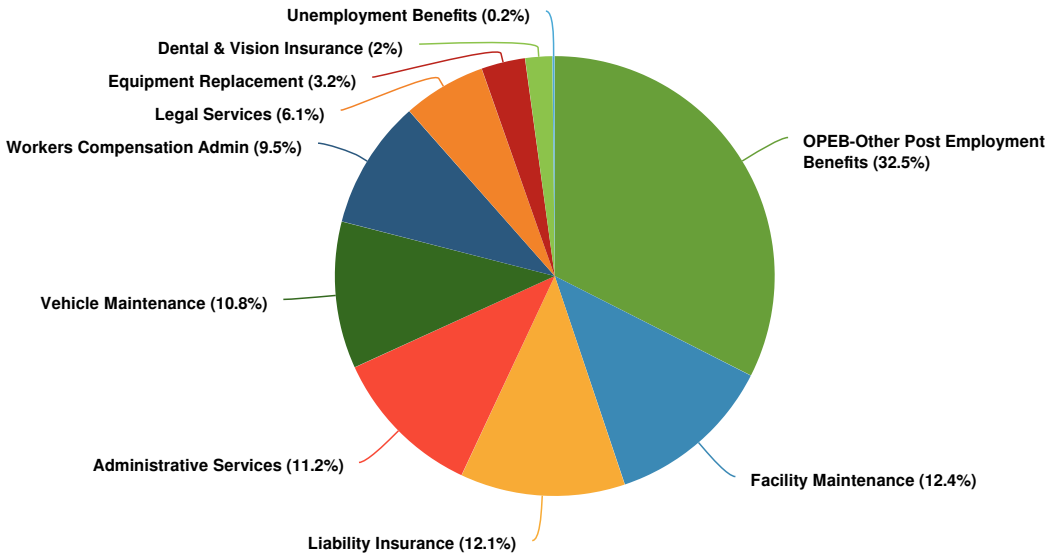

Budgeted and Historical Expenditures by Fund

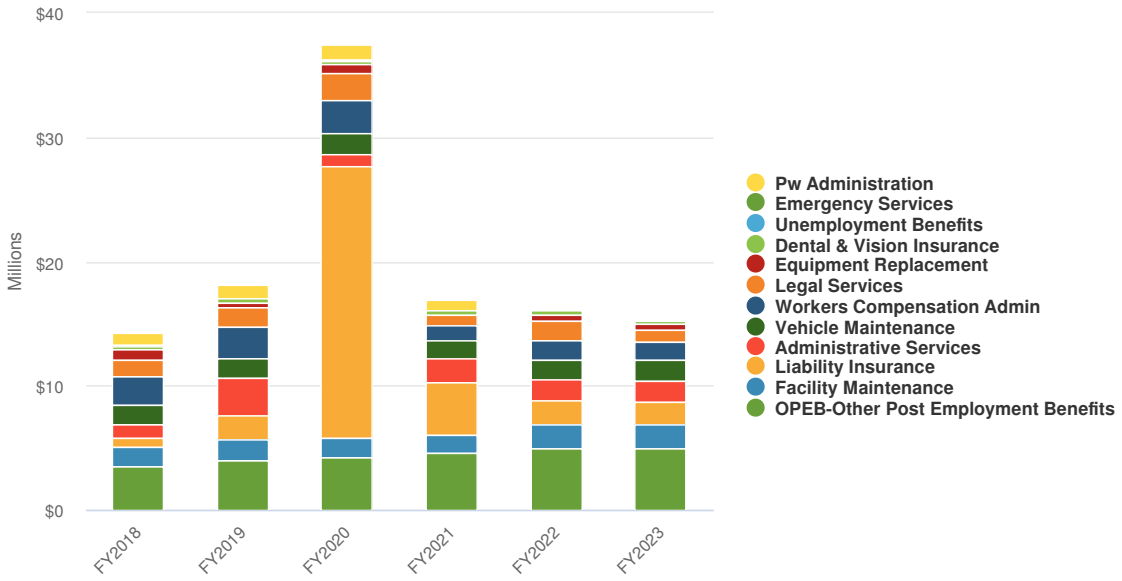

NOTE: The FY2022 Amended Budget and FY2022 Actuals are as of April 30, 2022.

Name	FY2022 Amended	FY2022 Actuals	FY2023 CM Recommended	FY2022 Amended vs. FY2023 CM Recommended (% Change)
Equipment Replacement	$475,771	$0	$495,000	4%
Administrative Services	$1,676,000	$1,194,454	$1,718,100	2.5%
Workers Compensation Admin	$1,586,200	$1,214,636	$1,454,000	-8.3%
Dental & Vision Insurance	$305,000	$247,933	$305,000	0%
Liability Insurance	$1,900,100	$1,744,236	$1,855,000	-2.4%
Vehicle Maintenance	$1,533,500	$1,147,361	$1,652,300	7.7%
Facility Maintenance	$2,027,523	$1,199,313	$1,890,900	-6.7%
OPEB-Other Post Employment Benefits	$4,907,100	$3,672,066	$4,970,300	1.3%
Unemployment Benefits	$25,000	$10,094	$25,000	0%
Legal Services	$1,625,000	$436,087	$935,000	-42.5%
Total:	**$16,061,194**	**$10,866,180**	**$15,300,600**	**-4.7%**

Expenditures by Expense Type

Budgeted Expenditures by Expense Type

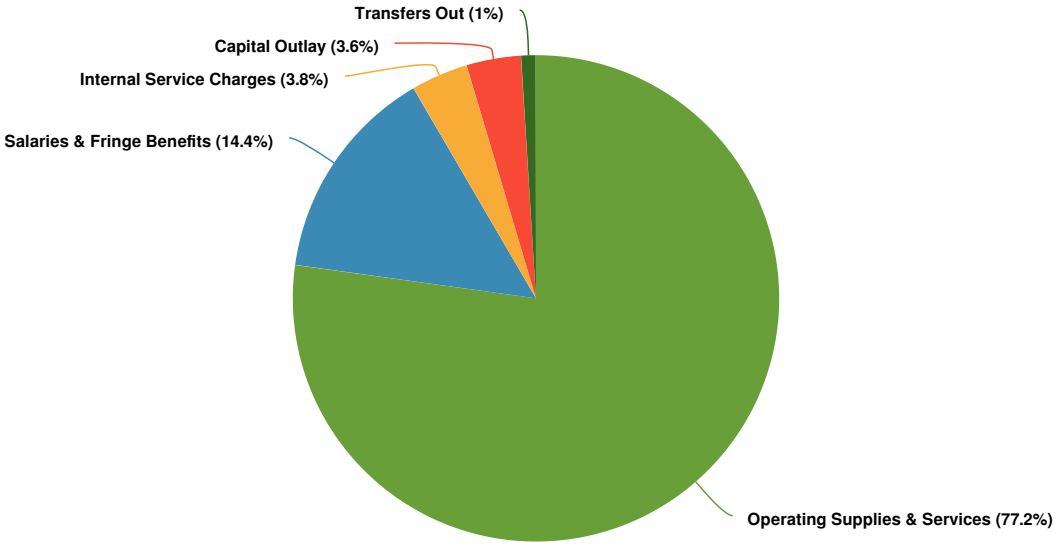

Budgeted and Historical Expenditures by Expense Type

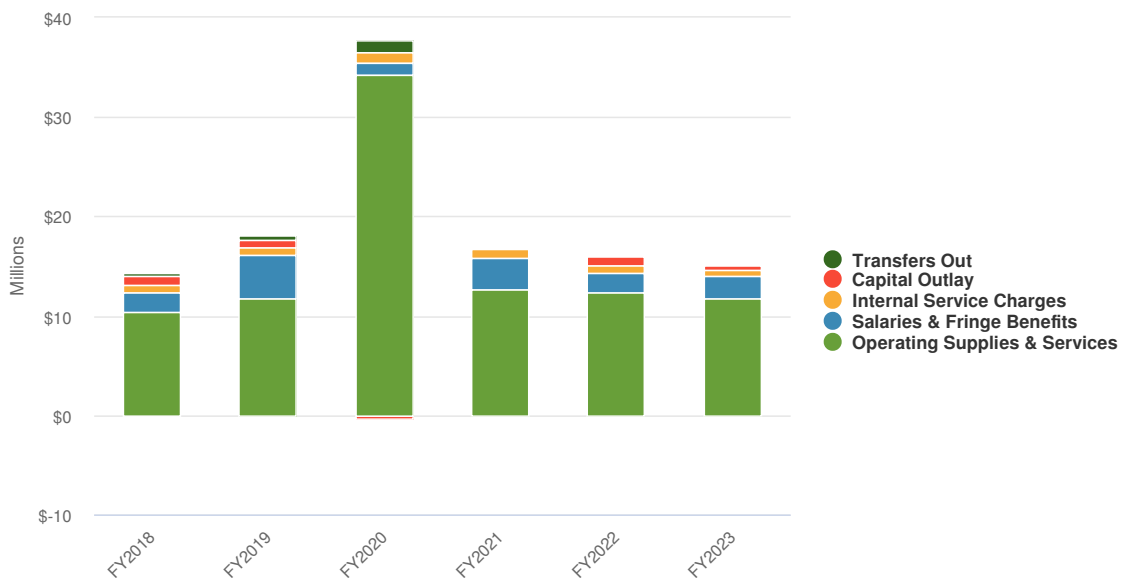

NOTE: The FY2022 Amended Budget and FY2022 Actuals are as of April 30, 2022.

Name	FY2022 Amended	FY2022 Actuals	FY2023 CM Recommended	FY2022 Amended vs. FY2023 CM Recommended (% Change)
Expense Objects				
Salaries & Fringe Benefits	$1,964,350	$1,404,054	$2,204,500	12.2%
Operating Supplies & Services	$12,407,500	$8,878,516	$11,811,900	-4.8%
Internal Service Charges	$704,900	$587,400	$579,200	-17.8%
Capital Outlay	$839,444	$0	$555,000	-33.9%
Transfers Out	$145,000	-$3,790	$150,000	3.4%
Total Expense Objects:	**$16,061,194**	**$10,866,180**	**$15,300,600**	**-4.7%**

FUNDING SOURCES

Major Revenue Sources

All revenue estimates are developed using historical trend data and estimates of future development, assessed valuation, retail sales, population, changes in consumer price indexes, and general economic factors.

- Property tax revenue estimates are derived with input from an outside consultant, and consider estimated changes to the tax levy, property sales, appeals, and real property improvements.
- Sales tax revenue estimates are also derived with the input from an outside consultant, and consider factors such as new and closed retailers, business types, population changes, price fluctuations and the general economy.
- Licenses, permits, and service charges are estimated using building forecasts of the development community, changes in consumer price indexes, established fees for services and programs, and historical trend data.
- The revenue estimates for Transient Occupancy Taxes are derived using historical trend data.

$112,009,530 **-$8,196,344**
(-6.82% vs. prior year)

Major Revenue Sources Proposed and Historical Budget vs. Actual

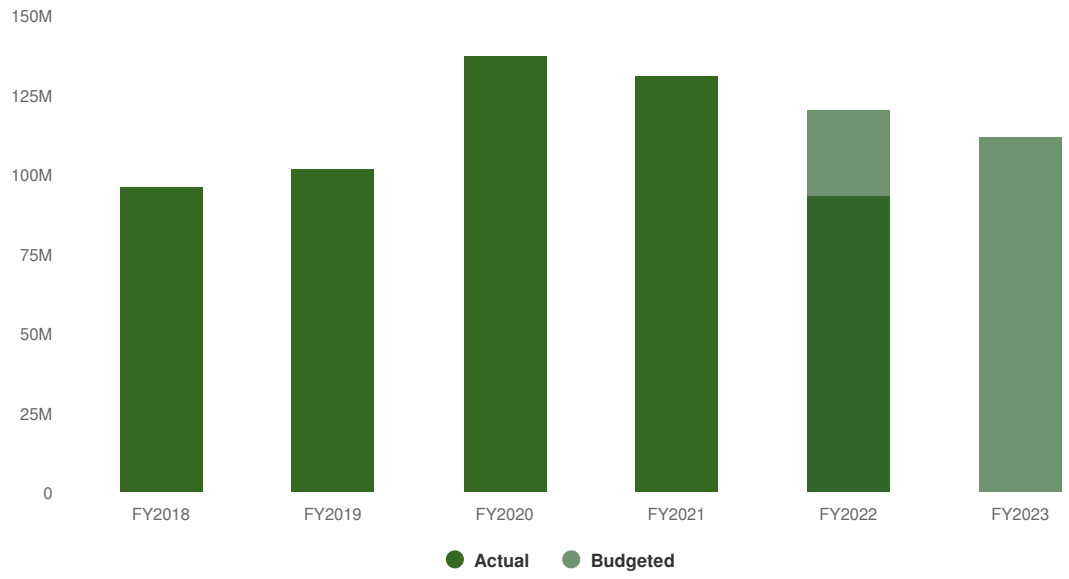

While many revenue line items are expected to increase, the overall decrease in FY2022 compared to projected FY2023 is due to receipt of ARPA funds in FY2022.

Revenue by Fund

NOTE: The FY2022 Amended Budget and FY2022 Actuals are as of April 30, 2022.

Name	Account ID	FY2022 Amended	FY2022 Actuals	FY2023 CM Recommended	FY2022 Amended vs. FY2023 CM Recommended (% Change)
All Funds					
General Funds					
General Administration Fund					
Misc.					
Due From Water Fund	100-0751	$533,300	$532,500	$681,200	27.7%

Name	Account ID	FY2022 Amended	FY2022 Actuals	FY2023 CM Recommended	FY2022 Amended vs. FY2023 CM Recommended (% Change)
Due From Sewer Fund	100-0752	$148,000	$152,000	$203,400	37.4%
Due From Other Funds	100-0758	$277,200	$248,170	$325,900	17.6%
Other Revenue	100-0790	$500	$0	$500	0%
Total Misc.:		**$959,000**	**$932,670**	**$1,211,000**	**26.3%**
Other Non-Operating					
Job Costing Project Revenue	100-0955	$3,600	$0	$4,200	16.7%
Total Other Non-Operating:		**$3,600**	**$0**	**$4,200**	**16.7%**
Total General Administration Fund:		**$962,600**	**$932,670**	**$1,215,200**	**26.2%**
General Fund					
Taxes					
Property Taxes-Current Secured	110-0110	$6,076,000	$4,265,572	$6,250,000	2.9%
Property Tax-Current Unsecured	110-0111	$265,000	$297,664	$270,300	2%
Sb2557 County Admin Charges	110-0112	-$60,000	-$64,638	-$70,000	16.7%
Prior Year Property Taxes	110-0115	$150,000	$250,616	$170,000	13.3%
Property Taxes - Rpttf Increment	110-0116	$1,200,000	$409,119	$1,000,000	-16.7%
Delinq Prop Tax Penalties	110-0117	$25,000	$0	$0	-100%
Supplemental Property Taxes	110-0118	$50,000	$13,820	$50,000	0%
Sales And Use Tax	110-0120	$14,000,000	$10,253,156	$16,000,000	14.3%
Prop 172 (1/2 % Sales Tax)	110-0125	$750,000	$748,454	$770,000	2.7%
Transient Occupancy Tax	110-0130	$800,000	$737,376	$900,000	12.5%
South Calif Gas Franchise	110-0141	$175,000	$225,323	$175,000	0%
South Calif Edison Franchise	110-0142	$375,000	$573,616	$400,000	6.7%
Cable Tv Franchise	110-0143	$700,000	$386,685	$750,000	7.1%
Verizon Franchise	110-0144	$200,000	$70,685	$150,000	-25%
Integrated Waste Mgmnt Franchise Fee	110-0145	$3,874,689	$3,333,595	$3,947,068	1.9%
Peg Funds - Time Warner	110-0147	$115,000	$77,814	$150,000	30.4%
Peg Funds - Verizon	110-0148	$38,000	$14,137	$30,000	-21.1%

Name	Account ID	FY2022 Amended	FY2022 Actuals	FY2023 CM Recommended	FY2022 Amended vs. FY2023 CM Recommended (% Change)
Business License Renewals	110-0160	$300,000	$310,062	$310,000	3.3%
Del Penalty On Business License Renewals	110-0162	$5,000	$7,988	$7,500	50%
New Business Licenses	110-0163	$35,000	$39,296	$40,000	14.3%
Del Penalty On New Business License	110-0164	$3,000	$1,253	$3,000	0%
Property Transfer Taxes	110-0165	$272,000	$433,144	$400,000	47.1%
Sb1186 Business License Admin Fee	110-0169	$1,200	$1,129	$1,200	0%
Total Taxes:		**$29,349,889**	**$22,385,864**	**$31,704,068**	**8%**
Licenses & Permits					
Bicycle & Other Licenses	110-0212	$50	$0	$50	0%
Fire Code Permits	110-0245	$0	$0	$500	N/A
Development Agreement Fee	110-0262	$72,714	$72,714	$73,805	1.5%
Total Licenses & Permits:		**$72,764**	**$72,714**	**$74,355**	**2.2%**
Fines & Forfeitures					
Vehicle Code Fines	110-0310	$45,000	$44,199	$50,000	11.1%
Other Code Fines	110-0320	$50,000	$9,976	$20,000	-60%
City Parking Citations	110-0325	$12,000	$29,039	$25,000	108.3%
Forfeitures And Penalties	110-0330	$100	$25	$100	0%
Total Fines & Forfeitures:		**$107,100**	**$83,239**	**$95,100**	**-11.2%**
Use of Money & Property					
Interest Earnings	110-0410	$300,000	$0	$300,000	0%
Rent/2Nd Floor Library	110-0421	$3,000	$0	$3,000	0%
Rents/Other	110-0425	$50,000	$36,731	$52,000	4%
Lease Revenue	110-0427	$37,500	$41,250	$45,000	20%
Miscellaneous Recyclables	110-0454	$21,175	$21,175	$21,000	-0.8%
Total Use of Money & Property:		**$411,675**	**$99,156**	**$421,000**	**2.3%**
Intergovernmental					

Name	Account ID	FY2022 Amended	FY2022 Actuals	FY2023 CM Recommended	FY2022 Amended vs. FY2023 CM Recommended (% Change)
State Motor Veh In Lieu Tax	110-0505	$7,300,000	$3,830,239	$7,600,000	4.1%
County Homeowners Exemption	110-0510	$59,000	$28,588	$60,000	1.7%
State P.O.S.T. Reimbursements	110-0520	$45,000	$0	$45,000	0%
Mutual Aid Reimbursements	110-0521	$1,200,000	$1,284,041	$400,000	-66.7%
Ab109 Pact Program	110-0530	$271,000	$255,872	$271,000	0%
Restitution/Dui	110-0533	$2,000	$1,467	$2,000	0%
Library Grants	110-0566	$0	$3,138	$0	0%
State Library Literacy Grant	110-0569	$31,000	$29,547	$18,000	-41.9%
Total Intergovernmental:		**$8,908,000**	**$5,432,893**	**$8,396,000**	**-5.7%**
Charges for Services					
Passport Revenue/Simpson Ctr	110-0603	$25,000	$35,665	$25,000	0%
Sale Of Maps/Publications/Etc	110-0610	$500	$1,039	$200	-60%
Library Sale Of Copies	110-0611	$5,000	$872	$5,000	0%
City Clerk Publication Sales	110-0613	$200	$45	$0	-100%
Skilled Nursing Fee	110-0614	$5,000	$0	$0	-100%
Special Police Dept Services	110-0615	$70,000	$51,749	$60,000	-14.3%
Special Fire Dept Services	110-0625	$1,500	$1,690	$1,500	0%
Fire Plan Check Fee	110-0631	$18,000	$20,182	$26,000	44.4%
Fire Inspection Service	110-0632	$80,000	$209,078	$225,000	181.3%
Cr&R Admin Fee From Prop Tax Rolls	110-0640	$40,000	$13,376	$40,000	0%
Rta Bus Pass 5% Admin Fee	110-0641	$500	$59	$100	-80%
Fire - State Mandated Fees	110-0652	$3,000	$1,891	$4,000	33.3%
Ambulance Penalty Fee	110-0653	$85,000	$0	$105,000	23.5%
Weed And Lot Cleaning	110-0660	$7,000	$0	$5,000	-28.6%
Library Fees And Fines	110-0680	$10,000	$8,527	$10,000	0%

Name	Account ID	FY2022 Amended	FY2022 Actuals	FY2023 CM Recommended	FY2022 Amended vs. FY2023 CM Recommended (% Change)
Fire Incident Recovery	110-0697	$10,000	$11,710	$65,000	550%
Alarm Permits/Fees	110-0698	$60,000	$47,851	$60,000	0%
Police Admin Citations	110-0699	$4,000	$16,335	$10,000	150%
Total Charges for Services:		**$424,700**	**$420,068**	**$641,800**	**51.1%**
Misc.					
Unclaimed Property Revenue	110-0702	$2,000	$38,642	$2,000	0%
Insurance Claim Reimbursements	110-0713	$0	$1,435	$0	0%
Husd Contrib For Sro Officers	110-0746	$614,200	$557,294	$620,000	0.9%
Utility Building Rental Fee	110-0747	$648,000	$548,330	$677,700	4.6%
Utility Land Rental Fee	110-0748	$972,900	$829,240	$1,017,200	4.6%
State Mandated Cost	110-0785	$50,000	$139	$60,000	20%
Other Revenue	110-0790	$50,000	$40,792	$10,000	-80%
Total Misc.:		**$2,337,100**	**$2,015,872**	**$2,386,900**	**2.1%**
Utility Charges for Services					
BI: Unapplied Credits	110-0835	$1,000	$4,135	$1,000	0%
Cash Over/Short	110-0899	$0	$1	$0	0%
Total Utility Charges for Services:		**$1,000**	**$4,136**	**$1,000**	**0%**
Other Non-Operating					
Operating Transfers In	110-0950	$144,000	$164,372	$300,000	108.3%
Total Other Non-Operating:		**$144,000**	**$164,372**	**$300,000**	**108.3%**
Total General Fund:		**$41,756,228**	**$30,678,314**	**$44,020,223**	**5.4%**
Measure U					
Taxes					
Measure U	115-0126	$13,200,000	$9,396,620	$15,000,000	13.6%
Total Taxes:		**$13,200,000**	**$9,396,620**	**$15,000,000**	**13.6%**
Total Measure U:		**$13,200,000**	**$9,396,620**	**$15,000,000**	**13.6%**
Community Development					
Taxes					

Name	Account ID	FY2022 Amended	FY2022 Actuals	FY2023 CM Recommended	FY2022 Amended vs. FY2023 CM Recommended (% Change)
Garage Sale Permits	120-0161	$12,000	$11,260	$10,000	-16.7%
Sb1186 Business License Fee	120-0168	$21,000	$19,273	$20,000	-4.8%
Total Taxes:		**$33,000**	**$30,533**	**$30,000**	**-9.1%**
Licenses & Permits					
Building Permits	120-0221	$1,024,500	$2,183,794	$1,126,950	10%
Plumbing Permits	120-0222	$0	$41	$0	0%
Building - Training For Residential/Comm	120-0223	$5,900	$40,922	$6,500	10.2%
Planning - Plan Check & Inspection	120-0224	$13,000	$100,286	$17,600	35.4%
Electrical Permits	120-0233	$0	$115	$0	0%
Mechanical Permits	120-0235	$0	$21	$0	0%
Engineering Inspection/Permit	120-0236	$130,000	$184,213	$150,000	15.4%
Transportation Permits	120-0237	$5,000	$6,097	$2,500	-50%
Engineering Encroachment Permit	120-0238	$75,000	$57,119	$75,000	0%
Engineering-Plan Storage/Scanning	120-0239	$2,000	$1,080	$0	-100%
Pre-Inspection	120-0240	$20,082	$75,894	$35,000	74.3%
Preliminary Engineering Fees	120-0241	$40,000	$32,923	$50,000	25%
Certificate Of Occupancy	120-0250	$22,800	$21,510	$25,100	10.1%
Other Licenses & Permits	120-0290	$73,800	$69,997	$81,200	10%
License Validity Fee	120-0291	$10,000	$220,747	$11,000	10%
Total Licenses & Permits:		**$1,422,082**	**$2,994,758**	**$1,580,850**	**11.2%**
Fines & Forfeitures					
Code Enf/Administrative Citations	120-0335	$97,000	$25,861	$25,000	-74.2%
Code Abatement Recovery	120-0336	$31,500	$11,723	$32,000	1.6%
Foreclosed Property Registration	120-0340	$30,600	$11,762	$30,000	-2%
Total Fines & Forfeitures:		**$159,100**	**$49,346**	**$87,000**	**-45.3%**
Intergovernmental					

Name	Account ID	FY2022 Amended	FY2022 Actuals	FY2023 CM Recommended	FY2022 Amended vs. FY2023 CM Recommended (% Change)
Grant Reimbursement	120-0584	$510,317	$53,519	$0	-100%
Total Intergovernmental:		**$510,317**	**$53,519**	**$0**	**-100%**
Charges for Services					
Planning Applications	120-0601	$123,800	$245,457	$136,200	10%
Miscellaneous Planning Fees	120-0602	$16,000	$20,047	$20,000	25%
Subdivision Fees	120-0605	$10,000	$4,796	$20,000	100%
Environmental Review	120-0609	$11,500	$3,857	$4,700	-59.1%
Building Plan Check Fee	120-0630	$267,500	$630,737	$294,300	10%
Plan Storage Fee	120-0635	$8,125	$43,155	$8,900	9.5%
Microlfim Repro	120-0636	$29,500	$71,803	$32,500	10.2%
Grading Import Fee	120-0644	$1,000	$22,750	$10,000	900%
Engineering Plan Check On/Off Site	120-0645	$220,000	$107,228	$300,000	36.4%
Grading Plan Check	120-0646	$200,000	$287,172	$300,000	50%
Engineer Map Plan Check	120-0647	$50,000	$55,005	$60,000	20%
Vehicle Abatement	120-0664	$22,400	$28,742	$35,000	56.3%
Dev Serv Processing Fee	120-0691	$69,837	$166,034	$133,400	91%
Tumf 1% Admin Fee	120-0693	$27,000	$55,748	$55,600	105.9%
Mshcp 1% Admin Fee	120-0694	$6,702	$6,489	$16,100	140.2%
Sb 1473 10% Admin Fee	120-0696	$200	$1,201	$300	50%
Total Charges for Services:		**$1,063,564**	**$1,750,221**	**$1,427,000**	**34.2%**
Total Community Development:		**$3,188,063**	**$4,878,377**	**$3,124,850**	**-2%**
Total General Funds:		**$59,106,891**	**$45,885,981**	**$63,360,273**	**7.2%**
Special Revenue Funds					
Lasalle Endowment					
Use of Money & Property					
Investment Earnings	160-0410	$0	$2,031	$0	0%
Total Use of Money & Property:		**$0**	**$2,031**	**$0**	**0%**

Name	Account ID	FY2022 Amended	FY2022 Actuals	FY2023 CM Recommended	FY2022 Amended vs. FY2023 CM Recommended (% Change)
Total Lasalle Endowment:		**$0**	**$2,031**	**$0**	**0%**
Public Safety/Towing					
Use of Money & Property					
Investment Earnings	130-0410	$1,000	$0	$0	-100%
Total Use of Money & Property:		**$1,000**	**$0**	**$0**	**-100%**
Charges for Services					
Pd/Vehicle Storage	130-0616	$60,000	$50,000	$60,000	0%
Total Charges for Services:		**$60,000**	**$50,000**	**$60,000**	**0%**
Total Public Safety/Towing:		**$61,000**	**$50,000**	**$60,000**	**-1.6%**
Gas Tax					
Use of Money & Property					
Interest Earnings	221-0410	$15,000	$0	$15,000	0%
Total Use of Money & Property:		**$15,000**	**$0**	**$15,000**	**0%**
Intergovernmental					
Gas Tax 2103	221-0503	$648,700	$508,062	$832,500	28.3%
Gas Tax 2106	221-0506	$290,000	$224,348	$331,400	14.3%
State Gas Tax 2107	221-0507	$620,800	$405,887	$745,000	20%
State Gas Tax 2107.5	221-0508	$7,500	$7,500	$7,500	0%
Gas Tax 2105	221-0511	$457,800	$357,348	$545,300	19.1%
Sb1 - Road Maintenance And Rehab Account	221-0514	$1,556,500	$1,123,588	$1,926,700	23.8%
Total Intergovernmental:		**$3,581,300**	**$2,626,735**	**$4,388,400**	**22.5%**
Misc.					
Insurance Claim Reimbursements	221-0713	$0	-$34,113	$0	0%
Total Misc.:		**$0**	**-$34,113**	**$0**	**0%**
Other Non-Operating					
Operating Transfers In	221-0950	$20,000	$16,670	$20,000	0%
Total Other Non-Operating:		**$20,000**	**$16,670**	**$20,000**	**0%**
Total Gas Tax:		**$3,616,300**	**$2,609,292**	**$4,423,400**	**22.3%**

Name	Account ID	FY2022 Amended	FY2022 Actuals	FY2023 CM Recommended	FY2022 Amended vs. FY2023 CM Recommended (% Change)
Measure A Taxes					
Taxes					
Sales Tax-Measure A	222-0121	$2,000,000	$1,108,132	$2,531,000	26.6%
Total Taxes:		**$2,000,000**	**$1,108,132**	**$2,531,000**	**26.6%**
Use of Money & Property					
Investment Earnings	222-0410	$30,000	$0	$30,000	0%
Total Use of Money & Property:		**$30,000**	**$0**	**$30,000**	**0%**
Total Measure A Taxes:		**$2,030,000**	**$1,108,132**	**$2,561,000**	**26.2%**
Air Pollution Reduction					
Use of Money & Property					
Investment Earnings	224-0410	$0	$0	$1,000	N/A
Total Use of Money & Property:		**$0**	**$0**	**$1,000**	**N/A**
Intergovernmental					
Ab 2766 Dmv Air Quality Fees	224-0505	$110,000	$53,353	$112,000	1.8%
Total Intergovernmental:		**$110,000**	**$53,353**	**$112,000**	**1.8%**
Total Air Pollution Reduction:		**$110,000**	**$53,353**	**$113,000**	**2.7%**
Public Works Cfd					
Taxes					
Cfd 2019-01 Mcsweeny	229-0195	$0	$2,735	$45,000	N/A
Cfd 2021-02 Heritage Pointe	229-0198	$0	$14,329	$0	N/A
Total Taxes:		**$0**	**$17,064**	**$45,000**	**N/A**
Total Public Works Cfd:		**$0**	**$17,064**	**$45,000**	**N/A**
Asset Seizure					
Use of Money & Property					
Investment Earnings	231-0410	$1,000	$0	$1,000	0%
Total Use of Money & Property:		**$1,000**	**$0**	**$1,000**	**0%**
Intergovernmental					
Asset Seizure (Patrol)-Other	231-0536	$8,400	$5,840	$500	-94%

Name	Account ID	FY2022 Amended	FY2022 Actuals	FY2023 CM Recommended	FY2022 Amended vs. FY2023 CM Recommended (% Change)
Asset Seizure Gtf	231-0538	$1,800	$5,409	$1,000	-44.4%
Asset Seizure Rocs	231-0554	$2,500	$1,331	$1,000	-60%
Total Intergovernmental:		**$12,700**	**$12,580**	**$2,500**	**-80.3%**
Total Asset Seizure:		**$13,700**	**$12,580**	**$3,500**	**-74.5%**
Public Safety Grants					
Intergovernmental					
Public Safety Grant	232-0582	$420,525	$109,431	$0	-100%
Total Intergovernmental:		**$420,525**	**$109,431**	**$0**	**-100%**
Total Public Safety Grants:		**$420,525**	**$109,431**	**$0**	**-100%**
Public Safety Cfd					
Taxes					
Special Property Tax Assessmnt	234-0113	$815,000	$405,286	$987,500	21.2%
Total Taxes:		**$815,000**	**$405,286**	**$987,500**	**21.2%**
Total Public Safety Cfd:		**$815,000**	**$405,286**	**$987,500**	**21.2%**
Cops Funding/Ab 3232					
Use of Money & Property					
Investment Earnings	236-0410	$3,000	$0	$130,000	4,233.3%
Total Use of Money & Property:		**$3,000**	**$0**	**$130,000**	**4,233.3%**
Intergovernmental					
State-Cops Funding Ab3229	236-0526	$473,084	$137,628	$0	-100%
Total Intergovernmental:		**$473,084**	**$137,628**	**$0**	**-100%**
Total Cops Funding/Ab 3232:		**$476,084**	**$137,628**	**$130,000**	**-72.7%**
Community Development (CDBG)					
Intergovernmental					
Cdbg - Admin Projects	240-0540	$503,080	$79,061	$174,591	-65.3%
Cdbg - Streets Projects	240-0542	$580,763	$0	$0	-100%
Cdbg - Library Projects	240-0544	$0	$0	$53,077	N/A
Cdbg - Police Projects	240-0547	$0	$0	$14,000	N/A

Name	Account ID	FY2022 Amended	FY2022 Actuals	FY2023 CM Recommended	FY2022 Amended vs. FY2023 CM Recommended (% Change)
Hcd Grants	240-0592	$635,856	$277,512	$631,289	-0.7%
Total Intergovernmental:		**$1,719,699**	**$356,573**	**$872,957**	**-49.2%**
Total Community Development (CDBG):		**$1,719,699**	**$356,573**	**$872,957**	**-49.2%**
General Plan					
Use of Money & Property					
Investment Earnings	241-0410	$1,200	$0	$1,200	0%
Total Use of Money & Property:		**$1,200**	**$0**	**$1,200**	**0%**
Charges for Services					
General Plan Fee	241-0604	$90,000	$168,876	$135,000	50%
Total Charges for Services:		**$90,000**	**$168,876**	**$135,000**	**50%**
Total General Plan:		**$91,200**	**$168,876**	**$136,200**	**49.3%**
Sewer & Storm Drain					
Use of Money & Property					
Investment Earnings	254-0410	$32,000	$0	$35,000	9.4%
Total Use of Money & Property:		**$32,000**	**$0**	**$35,000**	**9.4%**
Charges for Services					
Emwd-Billed Storm Drain Mtnce	254-0657	$510,000	$577,796	$615,000	20.6%
Emwd-Billed Sewer Maintenance	254-0658	$1,010,700	$814,560	$1,250,000	23.7%
Lhmwd-Billed Storm Drain Mtnce	254-0659	$193,000	$149,374	$210,000	8.8%
Total Charges for Services:		**$1,713,700**	**$1,541,729**	**$2,075,000**	**21.1%**
Misc.					
Sewer Connection Fees	254-0720	$0	$52,250	$0	0%
Um: City Sewer/Storm Maint	254-0721	$2,007,000	$1,804,489	$2,100,000	4.6%
Um: City Comm Storm Maint	254-0725	$7,000	$1,759	$2,500	-64.3%
Total Misc.:		**$2,014,000**	**$1,858,498**	**$2,102,500**	**4.4%**
Utility Charges for Services					
Unbilled Utility Accrual	254-0889	$0	-$113,670	$0	0%

Name	Account ID	FY2022 Amended	FY2022 Actuals	FY2023 CM Recommended	FY2022 Amended vs. FY2023 CM Recommended (% Change)
Total Utility Charges for Services:		**$0**	**-$113,670**	**$0**	**0%**
Total Sewer & Storm Drain:		**$3,759,700**	**$3,286,557**	**$4,212,500**	**12%**
American Rescue Plan					
Misc.					
American Rescue Plan	270-0718	$3,019,911	$3,019,911	$0	-100%
Total Misc.:		**$3,019,911**	**$3,019,911**	**$0**	**-100%**
Total American Rescue Plan:		**$3,019,911**	**$3,019,911**	**$0**	**-100%**
Heartland 2006 Refunding					
Taxes					
Special Property Tax Assessmnt	788-0113	$800,000	$423,782	$800,000	0%
Total Taxes:		**$800,000**	**$423,782**	**$800,000**	**0%**
Use of Money & Property					
Fiscal Agent Interest Earnings	788-0411	$10,000	$42	$10,000	0%
Total Use of Money & Property:		**$10,000**	**$42**	**$10,000**	**0%**
Total Heartland 2006 Refunding:		**$810,000**	**$423,824**	**$810,000**	**0%**
Total Special Revenue Funds:		**$16,943,119**	**$11,760,538**	**$14,355,057**	**-15.3%**
Development Impact Fee Funds					
Public Meeting Facilities					
Use of Money & Property					
Investment Earnings	315-0410	$2,000	$0	$3,000	50%
Total Use of Money & Property:		**$2,000**	**$0**	**$3,000**	**50%**
Total Public Meeting Facilities:		**$2,000**	**$0**	**$3,000**	**50%**
General Facilities					
Use of Money & Property					
Investment Earnings	316-0410	$10,000	$0	$8,000	-20%
Total Use of Money & Property:		**$10,000**	**$0**	**$8,000**	**-20%**
Charges for Services					
General Facilities Fee	316-0685	$234,000	$433,429	$351,000	50%
Total Charges for Services:		**$234,000**	**$433,429**	**$351,000**	**50%**

Name	Account ID	FY2022 Amended	FY2022 Actuals	FY2023 CM Recommended	FY2022 Amended vs. FY2023 CM Recommended (% Change)
Total General Facilities:		**$244,000**	**$433,429**	**$359,000**	**47.1%**
Flood Control					
Use of Money & Property					
Investment Earnings	326-0410	$45,000	$0	$45,000	0%
Total Use of Money & Property:		**$45,000**	**$0**	**$45,000**	**0%**
Charges for Services					
Storm Drainage Facilities Fee	326-0620	$126,500	$715,175	$632,300	399.8%
Retention Basin Fee	326-0621	$59,900	$228,371	$172,900	188.6%
Total Charges for Services:		**$186,400**	**$943,545**	**$805,200**	**332%**
Total Flood Control:		**$231,400**	**$943,545**	**$850,200**	**267.4%**
Bridges/Streets/Traffic Facilities					
Use of Money & Property					
Investment Earnings	329-0410	$65,000	$0	$65,000	0%
Total Use of Money & Property:		**$65,000**	**$0**	**$65,000**	**0%**
Intergovernmental					
Grant Reimbursement	329-0584	$250,000	$0	$0	-100%
Total Intergovernmental:		**$250,000**	**$0**	**$0**	**-100%**
Charges for Services					
Bridges/Streets/Traffic Facility Fees	329-0692	$884,400	$1,672,184	$1,326,600	50%
Total Charges for Services:		**$884,400**	**$1,672,184**	**$1,326,600**	**50%**
Misc.					
Other Revenue	329-0790	$0	$832,851	$0	0%
Total Misc.:		**$0**	**$832,851**	**$0**	**0%**
Total Bridges/Streets/Traffic Facilities:		**$1,199,400**	**$2,505,035**	**$1,391,600**	**16%**
Law Enforcement Facilities					
Use of Money & Property					
Investment Earnings	331-0410	$1,100	$0	$1,100	0%
Total Use of Money & Property:		**$1,100**	**$0**	**$1,100**	**0%**

Name	Account ID	FY2022 Amended	FY2022 Actuals	FY2023 CM Recommended	FY2022 Amended vs. FY2023 CM Recommended (% Change)
Charges for Services					
Law Enforcement Facilities Fee	331-0682	$141,300	$267,410	$212,000	50%
Total Charges for Services:		**$141,300**	**$267,410**	**$212,000**	**50%**
Total Law Enforcement Facilities:		**$142,400**	**$267,410**	**$213,100**	**49.6%**
Fire Facilities					
Use of Money & Property					
Investment Earnings	332-0410	$50,000	$0	$50,000	0%
Total Use of Money & Property:		**$50,000**	**$0**	**$50,000**	**0%**
Charges for Services					
Fire Facilties Fees	332-0683	$168,000	$317,001	$252,000	50%
Total Charges for Services:		**$168,000**	**$317,001**	**$252,000**	**50%**
Total Fire Facilities:		**$218,000**	**$317,001**	**$302,000**	**38.5%**
Park Development					
Use of Money & Property					
Investment Earnings	361-0410	$23,000	$0	$23,000	0%
Total Use of Money & Property:		**$23,000**	**$0**	**$23,000**	**0%**
Intergovernmental					
State Dept Of Parks/Rec Grant	361-0563	$30,000	$0	$0	-100%
Total Intergovernmental:		**$30,000**	**$0**	**$0**	**-100%**
Charges for Services					
Park/Recreation Facilities Fee	361-0670	$435,900	$701,422	$653,900	50%
Total Charges for Services:		**$435,900**	**$701,422**	**$653,900**	**50%**
Total Park Development:		**$488,900**	**$701,422**	**$676,900**	**38.5%**
Valley Wide Dvl Park					
Use of Money & Property					
Investment Earnings	362-0410	$1,500	$0	$1,500	0%
Total Use of Money & Property:		**$1,500**	**$0**	**$1,500**	**0%**
Charges for Services					

Name	Account ID	FY2022 Amended	FY2022 Actuals	FY2023 CM Recommended	FY2022 Amended vs. FY2023 CM Recommended (% Change)
Park/Recreation Facilities Fee	362-0670	$84,900	$146,640	$127,400	50.1%
Total Charges for Services:		**$84,900**	**$146,640**	**$127,400**	**50.1%**
Total Valley Wide Dvl Park:		**$86,400**	**$146,640**	**$128,900**	**49.2%**
Library Facilities					
Use of Money & Property					
Investment Earnings	363-0410	$7,500	$0	$8,500	13.3%
Total Use of Money & Property:		**$7,500**	**$0**	**$8,500**	**13.3%**
Charges for Services					
Library Facilties Fees	363-0686	$229,500	$404,368	$330,800	44.1%
Total Charges for Services:		**$229,500**	**$404,368**	**$330,800**	**44.1%**
Total Library Facilities:		**$237,000**	**$404,368**	**$339,300**	**43.2%**
Capital Projects Fund					
Misc.					
Project Reimbursement	370-0716	$8,443,460	$1,781,915	$0	-100%
Total Misc.:		**$8,443,460**	**$1,781,915**	**$0**	**-100%**
Total Capital Projects Fund:		**$8,443,460**	**$1,781,915**	**$0**	**-100%**
Total Development Impact Fee Funds:		**$11,292,960**	**$7,500,765**	**$4,264,000**	**-62.2%**
Enterprise Funds					
Public Water Utility					
Use of Money & Property					
Interest Earnings	571-0410	$100,000	$0	$150,000	50%
Total Use of Money & Property:		**$100,000**	**$0**	**$150,000**	**50%**
Intergovernmental					
State Grants	571-0576	$0	$118,777	$0	0%
Energy Capacity Payments	571-0579	$10,000	$15,908	$12,000	20%
Total Intergovernmental:		**$10,000**	**$134,685**	**$12,000**	**20%**
Charges for Services					
Water Facilities Fees	571-0678	$10,000	$100,648	$10,000	0%
Total Charges for Services:		**$10,000**	**$100,648**	**$10,000**	**0%**

Name	Account ID	FY2022 Amended	FY2022 Actuals	FY2023 CM Recommended	FY2022 Amended vs. FY2023 CM Recommended (% Change)
Misc.					
Insurance Claim Reimbursements	571-0713	$0	$17,001	$0	0%
Um: Backflow Fee	571-0730	$66,300	$61,467	$75,000	13.1%
Sale Of Water Credits	571-0750	$1,908,900	$1,908,900	$2,000,000	4.8%
Other Revenue	571-0790	$20,000	$1,005	$30,000	50%
Total Misc.:		**$1,995,200**	**$1,988,373**	**$2,105,000**	**5.5%**
Utility Charges for Services					
Prepaid Water Services	571-0805	$100,000	$55,330	$100,000	0%
Um: Water Consumption Charges	571-0820	$7,270,000	$6,534,795	$7,500,000	3.2%
Um: Water Base Charges	571-0821	$3,320,000	$3,275,762	$3,900,000	17.5%
Um: Other Water Charges	571-0825	$137,000	$22,854	$50,000	-63.5%
Um: Unapplied Credit	571-0835	$0	$354,381	$0	0%
Water Waste Fine	571-0845	$5,000	$0	$5,000	0%
Collection Agency Receipts	571-0886	$15,000	$0	$3,000	-80%
Unbilled Utility Accrual	571-0889	$0	-$723,710	$0	0%
Total Utility Charges for Services:		**$10,847,000**	**$9,519,413**	**$11,558,000**	**6.6%**
Total Public Water Utility:		**$12,962,200**	**$11,743,119**	**$13,835,000**	**6.7%**
Total Enterprise Funds:		**$12,962,200**	**$11,743,119**	**$13,835,000**	**6.7%**
Internal Service Funds					
Equipment Replacement					
Use of Money & Property					
Investment Earnings	380-0410	$10,000	$0	$0	-100%
Total Use of Money & Property:		**$10,000**	**$0**	**$0**	**-100%**
Misc.					
Due From Other Funds	380-0758	$0	$265,080	$882,300	N/A
Other Revenue	380-0790	$0	$93,361	$0	0%
Total Misc.:		**$0**	**$358,441**	**$882,300**	**N/A**
Total Equipment Replacement:		**$10,000**	**$358,441**	**$882,300**	**8,723%**

Name	Account ID	FY2022 Amended	FY2022 Actuals	FY2023 CM Recommended	FY2022 Amended vs. FY2023 CM Recommended (% Change)
Administrative Services					
Misc.					
Other Revenue	680-0790	$0	$16,245	$0	N/A
Computer Allocation	680-0792	$1,637,200	$1,390,010	$1,322,300	-19.2%
Total Misc.:		**$1,637,200**	**$1,406,255**	**$1,322,300**	**-19.2%**
Total Administrative Services:		**$1,637,200**	**$1,406,255**	**$1,322,300**	**-19.2%**
Workers Compensation Admin					
Misc.					
Due From Other Funds	681-0795	$1,424,700	$1,321,000	$1,451,000	1.8%
Total Misc.:		**$1,424,700**	**$1,321,000**	**$1,451,000**	**1.8%**
Total Workers Compensation Admin:		**$1,424,700**	**$1,321,000**	**$1,451,000**	**1.8%**
Dental & Vision Insurance					
Misc.					
Due From Other Funds	682-0795	$305,000	$225,270	$305,000	0%
Total Misc.:		**$305,000**	**$225,270**	**$305,000**	**0%**
Total Dental & Vision Insurance:		**$305,000**	**$225,270**	**$305,000**	**0%**
Liability Insurance					
Misc.					
Insurance Claim Reimbursements	683-0713	$0	$2,575	$0	0%
Other Revenue	683-0790	$0	$1,059	$0	0%
Due From Other Funds	683-0795	$1,779,800	$1,582,170	$1,853,300	4.1%
Total Misc.:		**$1,779,800**	**$1,585,804**	**$1,853,300**	**4.1%**
Total Liability Insurance:		**$1,779,800**	**$1,585,804**	**$1,853,300**	**4.1%**
Vehicle Maintenance					
Misc.					
Insurance Claim Reimbursements	684-0713	$0	$1,301	$0	0%
Central Garage Allocation	684-0791	$1,464,300	$1,216,510	$1,629,200	11.3%
Total Misc.:		**$1,464,300**	**$1,217,811**	**$1,629,200**	**11.3%**

Name	Account ID	FY2022 Amended	FY2022 Actuals	FY2023 CM Recommended	FY2022 Amended vs. FY2023 CM Recommended (% Change)
Total Vehicle Maintenance:		**$1,464,300**	**$1,217,811**	**$1,629,200**	**11.3%**
Facility Maintenance					
Misc.					
Insurance Claim Reimbursements	685-0713	$0	-$116	$0	0%
Facility Maintenance Allocatio	685-0788	$1,575,200	$1,312,900	$1,778,600	12.9%
Other Revenue	685-0790	$88,000	$88,078	$0	-100%
Total Misc.:		**$1,663,200**	**$1,400,862**	**$1,778,600**	**6.9%**
Total Facility Maintenance:		**$1,663,200**	**$1,400,862**	**$1,778,600**	**6.9%**
OPEB-Other Post Employment Benefits					
Misc.					
Due From Other Funds	689-0795	$4,867,000	$4,089,340	$4,969,500	2.1%
Total Misc.:		**$4,867,000**	**$4,089,340**	**$4,969,500**	**2.1%**
Total OPEB-Other Post Employment Benefits:		**$4,867,000**	**$4,089,340**	**$4,969,500**	**2.1%**
Unemployment Benefits					
Misc.					
Due From Other Funds	690-0795	$25,000	$20,840	$25,000	0%
Total Misc.:		**$25,000**	**$20,840**	**$25,000**	**0%**
Total Unemployment Benefits:		**$25,000**	**$20,840**	**$25,000**	**0%**
Legal Services					
Misc.					
Attorney Fee Reimbursements	691-0714	$0	$246,257	$0	0%
City Attorney Allocation	691-0787	$1,625,000	$1,354,160	$935,000	-42.5%
Total Misc.:		**$1,625,000**	**$1,600,417**	**$935,000**	**-42.5%**
Total Legal Services:		**$1,625,000**	**$1,600,417**	**$935,000**	**-42.5%**
Total Internal Service Funds:		**$14,801,200**	**$13,226,040**	**$15,151,200**	**2.4%**
Successor Agency					
RDA Retirement Obligation Fund-Capital P					
Taxes					

Name	Account ID	FY2022 Amended	FY2022 Actuals	FY2023 CM Recommended	FY2022 Amended vs. FY2023 CM Recommended (% Change)
Tax Increment-Redevelopment Retirement	396-0114	$125,000	$0	$125,000	0%
Total Taxes:		**$125,000**	**$0**	**$125,000**	**0%**
Total RDA Retirement Obligation Fund-Capital P:		**$125,000**	**$0**	**$125,000**	**0%**
Redevelopment Obligation Retirement Fund					
Taxes					
Tax Increment-Redevelopment Retirement	496-0114	$883,300	$954,344	$903,900	2.3%
Total Taxes:		**$883,300**	**$954,344**	**$903,900**	**2.3%**
Use of Money & Property					
Fiscal Agent Interest Earnings	496-0411	$0	$2	$0	0%
Total Use of Money & Property:		**$0**	**$2**	**$0**	**0%**
Total Redevelopment Obligation Retirement Fund:		**$883,300**	**$954,346**	**$903,900**	**2.3%**
Total Successor Agency:		**$1,008,300**	**$954,346**	**$1,028,900**	**2%**
Assessment District Funds					
L&Lmd					
Taxes					
Special Property Tax Assessmnt	225-0113	$1,731,227	$936,778	$0	-100%
Total Taxes:		**$1,731,227**	**$936,778**	**$0**	**-100%**
Charges for Services					
Street Lighting Fees	225-0655	$0	$24,557	$0	0%
Total Charges for Services:		**$0**	**$24,557**	**$0**	**0%**
Misc.					
Insurance Claim Reimbursements	225-0713	$0	-$2,730	$0	0%
Other Revenue	225-0790	$0	$17,274	$0	0%
Total Misc.:		**$0**	**$14,544**	**$0**	**0%**
Total L&Lmd:		**$1,731,227**	**$975,879**	**$0**	**-100%**
Post Prop-218 Lighting Fund					
Taxes					

Name	Account ID	FY2022 Amended	FY2022 Actuals	FY2023 CM Recommended	FY2022 Amended vs. FY2023 CM Recommended (% Change)
Parkhill District	227-0101	$62,322	$33,230	$0	-100%
North Annexation District	227-0102	$25,580	$14,172	$0	-100%
Orhcard District 20	227-0103	$8,773	$4,669	$0	-100%
Pacific Green District 20	227-0104	$7,335	$3,962	$0	-100%
Crean Homes	227-0106	$8,367	$4,849	$0	-100%
Heartland	227-0107	$26,614	$14,894	$0	-100%
Stoney Mountain Ranch	227-0108	$15,680	$8,047	$0	-100%
Montana Development	227-0109	$5,193	$2,902	$0	-100%
Covenant Homes/Tr 29581	227-0131	$4,266	$2,365	$0	-100%
Woodcrest District 23	227-0133	$14,403	$7,665	$0	-100%
Montero District 37	227-0134	$7,297	$3,949	$0	-100%
Cottonwood District 22	227-0135	$27,950	$14,303	$0	-100%
Kalpesh District 24	227-0136	$5,082	$2,593	$0	-100%
Autumn Ridge District 23-4	227-0138	$13,281	$7,045	$0	-100%
Menlo Estates District 23-5	227-0139	$4,653	$2,449	$0	-100%
Menlo Estates District 23-5B	227-0140	$5,026	$2,580	$0	-100%
Flowerwood District 27	227-0150	$6,240	$3,339	$0	-100%
Willowalk District 26	227-0151	$15,613	$8,148	$0	-100%
Durango District 27	227-0152	$959	$511	$0	-100%
Horseshoe District 31	227-0153	$561	$70	$0	-100%
Enclave District 35	227-0154	$2,173	$1,086	$0	-100%
Sv Investments District 39	227-0155	$1,161	$580	$0	-100%
Palomino Ct District 43	227-0156	$1,191	$733	$0	-100%
Peppertree District 29	227-0157	$7,619	$309	$0	-100%
Hideaway District 33	227-0158	$5,834	$2,886	$0	-100%

Name	Account ID	FY2022 Amended	FY2022 Actuals	FY2023 CM Recommended	FY2022 Amended vs. FY2023 CM Recommended (% Change)
Mcsweeney District 36	227-0159	$16,613	$8,385	$0	-100%
Emerson District 42	227-0170	$7,906	$4,071	$0	-100%
Villa Madrid District 46	227-0172	$1,979	$0	$0	-100%
Rancho Diamonte District 47	227-0173	$25,037	$13,847	$0	-100%
Clean Streak & Esplanade	227-0174	$208	$0	$0	-100%
Promenade, Sanderson & Devonshire	227-0175	$15,903	$7,019	$0	-100%
Salvation Army	227-0176	$2,497	$1,244	$0	-100%
Habitat For Humanity	227-0178	$1,275	$636	$0	-100%
Oasis Senior Homes	227-0179	$2,316	$2,314	$0	-100%
Seven Hills District 52	227-0180	$4,345	$2,167	$0	-100%
Autumn Ridge Ii District 44	227-0182	$3,635	$1,913	$0	-100%
Ap North Lake Solar District	227-0183	$14,640	$7,326	$0	-100%
Oaktree Plaza Dist #102	227-0184	$757	$379	$0	-100%
Tractor Supply District 104	227-0186	$2,093	$2,093	$0	-100%
Les Schwab Tires District 105	227-0187	$1,580	$790	$0	-100%
Hemet Auto Mall Dist #106	227-0188	$1,508	$2,008	$0	-100%
Marana Dist #107	227-0189	$776	$485	$0	-100%
Hemet Auto Mall Dist #106 Zone B	227-0197	$738	$0	$0	-100%
Total Taxes:		**$386,979**	**$202,007**	**$0**	**-100%**
Use of Money & Property					
Investment Earnings	227-0410	$7,000	$0	$0	-100%
Total Use of Money & Property:		**$7,000**	**$0**	**$0**	**-100%**
Total Post Prop-218 Lighting Fund:		**$393,979**	**$202,007**	**$0**	**-100%**
Post Prop=218 Landscape Fund					
Taxes					
Orchard District 20	228-0103	$15,823	$8,422	$0	-100%

Name	Account ID	FY2022 Amended	FY2022 Actuals	FY2023 CM Recommended	FY2022 Amended vs. FY2023 CM Recommended (% Change)
Pacific Green District 20	228-0104	$11,740	$6,344	$0	-100%
Crean Homes	228-0106	$30,368	$17,600	$0	-100%
Heartland	228-0107	$593,544	$332,684	$0	-100%
Stoney Mountain Ranch	228-0108	$139,252	$71,487	$0	-100%
Montana Development	228-0109	$10,029	$5,604	$0	-100%
Covenant Homes/Tr 29581	228-0131	$20,277	$11,244	$0	-100%
Wildflower District 23	228-0132	$14,503	$7,535	$0	-100%
Woodcrest District 23	228-0133	$52,091	$27,731	$0	-100%
Montero District 37	228-0134	$44,895	$24,296	$0	-100%
Cottonwood District 22	228-0135	$212,337	$108,682	$0	-100%
Kalpesh District 24	228-0136	$15,712	$8,141	$0	-100%
Florida Ave District 25	228-0137	$0	$1,766	$0	0%
Autumn Ridge District 23-4	228-0138	$158,893	$84,311	$0	-100%
Menlo Estates District 23-5	228-0139	$16,285	$8,570	$0	-100%
Menlo Estates District 23-5B	228-0140	$16,070	$8,249	$0	-100%
Flowerwood District 27	228-0150	$40,515	$21,684	$0	-100%
Willowalk District 26	228-0151	$75,826	$39,600	$0	-100%
Enclave District 35	228-0154	$4,494	$2,247	$0	-100%
Sv Investments District 39	228-0155	$251	$126	$0	-100%
Palomino Ct District 43	228-0156	$3,296	$2,028	$0	-100%
Peppertree District 29	228-0157	$40,775	$1,654	$0	-100%
Hideaway District 33	228-0158	$14,832	$7,338	$0	-100%
Mcsweeney District 36	228-0159	$103,396	$52,196	$0	-100%
Emerson District 42	228-0170	$24,541	$12,638	$0	-100%
Villa Madrid District 46	228-0172	$625	$0	$0	-100%

Name	Account ID	FY2022 Amended	FY2022 Actuals	FY2023 CM Recommended	FY2022 Amended vs. FY2023 CM Recommended (% Change)
Rancho Diamonte District 47	228-0173	$156,573	$86,623	$0	-100%
Habitat For Humanity	228-0178	$359	$179	$0	-100%
Oasis Senior Homes	228-0179	$1,475	$1,475	$0	-100%
Seven Hills District 52	228-0180	$6,689	$3,344	$0	-100%
Autumn Ridge Ii District 44	228-0182	$15,820	$8,326	$0	-100%
Ap North Lake Solar District	228-0183	$92,200	$46,098	$0	-100%
Redline Express Dist #103	228-0185	$2,859	$1,430	$0	-100%
Marana Dist #107	228-0189	$253	$158	$0	-100%
Total Taxes:		**$1,936,598**	**$1,019,812**	**$0**	**-100%**
Use of Money & Property					
Investment Earnings	228-0410	$7,800	$0	$0	-100%
Total Use of Money & Property:		**$7,800**	**$0**	**$0**	**-100%**
Misc.					
Insurance Claim Reimbursements	228-0713	$0	$23,446	$0	0%
Total Misc.:		**$0**	**$23,446**	**$0**	**0%**
Total Post Prop=218 Landscape Fund:		**$1,944,398**	**$1,043,258**	**$0**	**-100%**
Total Assessment District Funds:		**$4,069,604**	**$2,221,144**	**$0**	**-100%**
Grant Funds					
Home - Program Income					
Use of Money & Property					
Investment Earnings	242-0410	$7,500	$0	$1,000	-86.7%
Total Use of Money & Property:		**$7,500**	**$0**	**$1,000**	**-86.7%**
Total Home - Program Income:		**$7,500**	**$0**	**$1,000**	**-86.7%**
Housing Authority					
Use of Money & Property					
Investment Earnings	244-0410	$1,500	$0	$1,500	0%
Total Use of Money & Property:		**$1,500**	**$0**	**$1,500**	**0%**
Total Housing Authority:		**$1,500**	**$0**	**$1,500**	**0%**

Name	Account ID	FY2022 Amended	FY2022 Actuals	FY2023 CM Recommended	FY2022 Amended vs. FY2023 CM Recommended (% Change)
Calhome Grant					
Use of Money & Property					
Investment Earnings	245-0410	$1,600	$0	$1,600	0%
Total Use of Money & Property:		**$1,600**	**$0**	**$1,600**	**0%**
Total Calhome Grant:		**$1,600**	**$0**	**$1,600**	**0%**
Home Program					
Use of Money & Property					
Investment Earnings	246-0410	$11,000	$0	$11,000	0%
Total Use of Money & Property:		**$11,000**	**$0**	**$11,000**	**0%**
Total Home Program:		**$11,000**	**$0**	**$11,000**	**0%**
Nsp Grant					
Intergovernmental					
Nsp Grant - Admin Projects	247-0551	$0	$491	$0	0%
Total Intergovernmental:		**$0**	**$491**	**$0**	**0%**
Total Nsp Grant:		**$0**	**$491**	**$0**	**0%**
Total Grant Funds:		**$21,600**	**$491**	**$15,100**	**-30.1%**
Pension Trust Fund					
OPEB Trust					
Use of Money & Property					
Fiscal Agent Interest Earnings	789-0411	$0	-$198,375	$0	0%
Total Use of Money & Property:		**$0**	**-$198,375**	**$0**	**0%**
Misc.					
Due From Other Funds	789-0795	$0	$200,000	$0	0%
Total Misc.:		**$0**	**$200,000**	**$0**	**0%**
Total OPEB Trust:		**$0**	**$1,625**	**$0**	**0%**
Total Pension Trust Fund:		**$0**	**$1,625**	**$0**	**0%**
Total All Funds:		**$120,205,874**	**$93,294,050**	**$112,009,530**	**-6.8%**

Revenues by Source

Projected 2023 Revenues by Source

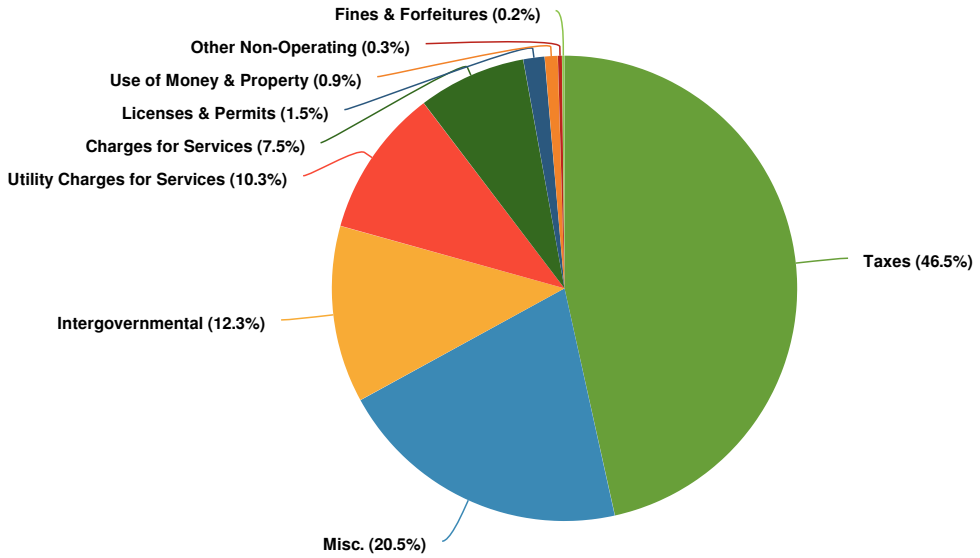

Budgeted and Historical Revenues by Source

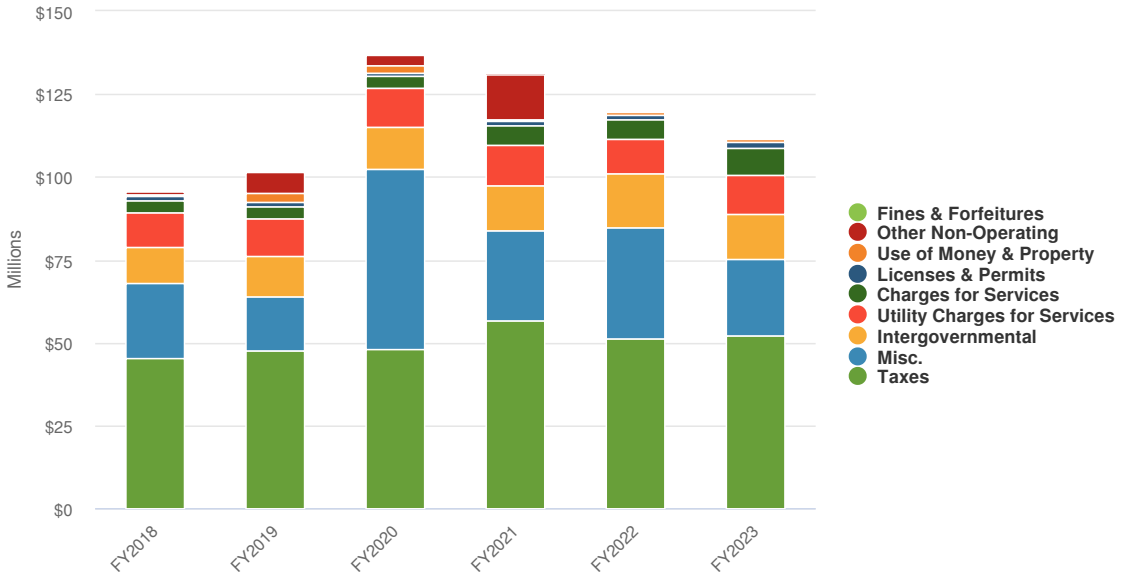

DEPARTMENTS

City Council

Malcolm Lilienthal
Mayor

The City Council operates as the policymaking body of the City. It determines the policy direction of the City and appoints the City Manager to execute its direction. All of the Council's budgetary actions occur through the Administration Program. This program includes day-to-day costs including office supplies, meetings and conferences, and training.

PROGRAM OBJECTIVES

- Adopt a balanced budget.
- Adopt a strategic plan.
- Engage the community through periodic town meetings.
- Set clear and unified direction for City management to execute.

Expenditures Summary

$138,400 **-$10,500**
(-7.05% vs. prior year)

City Council Proposed and Historical Budget vs. Actual

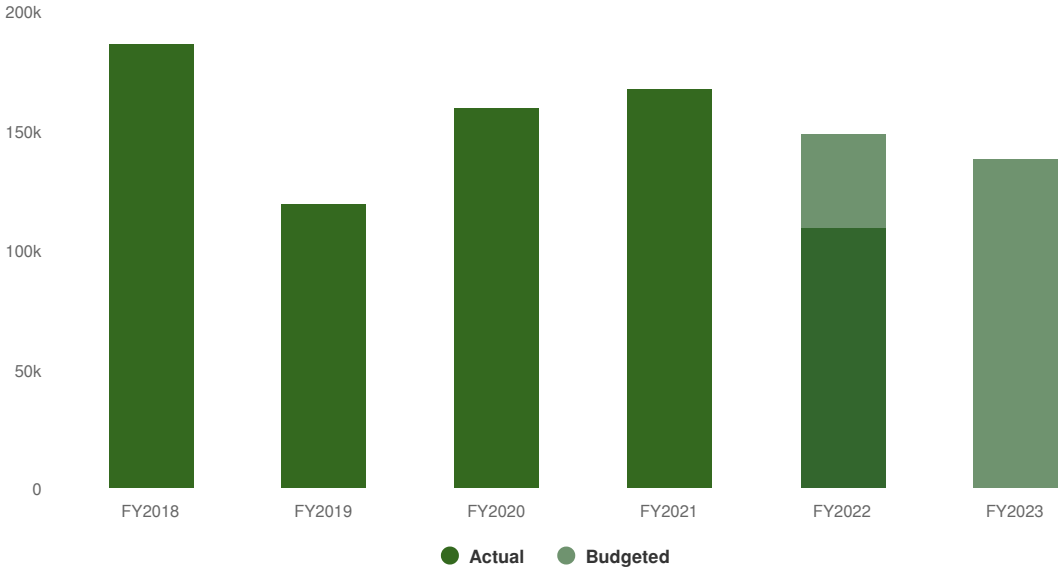

Expenditures by Fund

2023 Expenditures by Fund

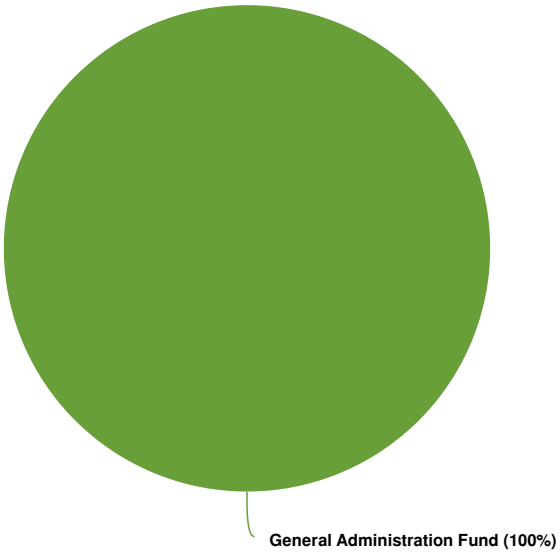

Budgeted and Historical Expenditures by Fund

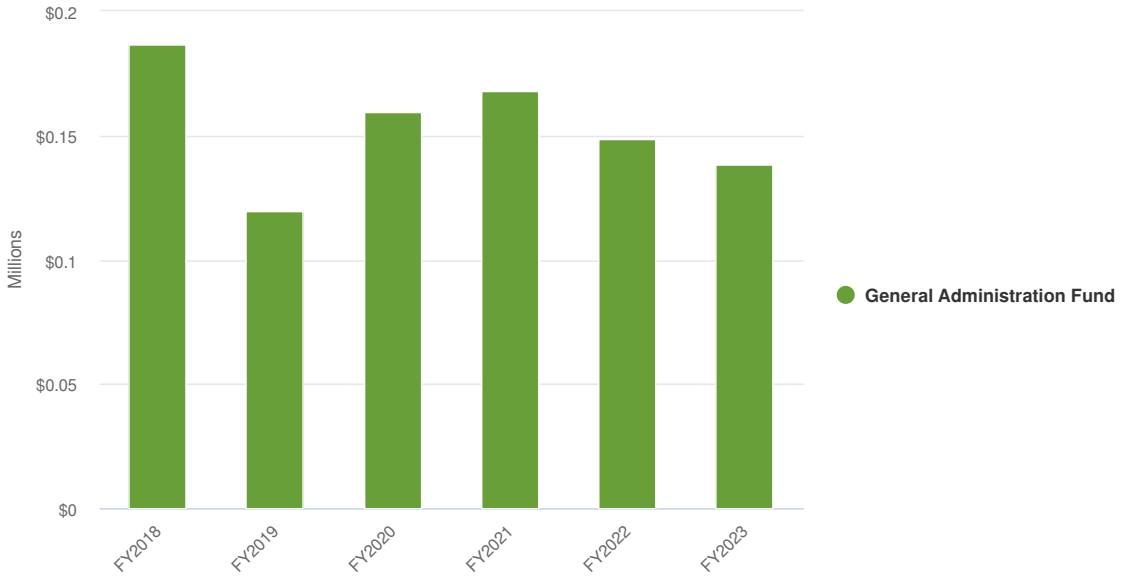

NOTE: The FY2022 Amended Budget and FY2022 Actuals are as of April 30, 2022.

Name	Account ID	FY2022 Amended	FY2022 Actuals	FY2023 CM Recommended	FY2022 Amended vs. FY2023 CM Recommended (% Change)
General Administration Fund					
Salaries & Fringe Benefits					
Salaries Part Time	100-1100-1200	$38,700	$31,846	$38,700	0%
Other Fringe Benefits	100-1100-1400	$1,400	$1,452	$1,400	0%
Pers Pension	100-1100-1405	$11,400	$8,951	$10,900	-4.4%
Workers Comp Contribution	100-1100-1415	$4,200	$3,500	$2,400	-42.9%
Special Pay	100-1100-1420	$600	$0	$600	0%
Retiree Medical Premiums	100-1100-1450	$15,300	$12,750	$10,500	-31.4%
Total Salaries & Fringe Benefits:		**$71,600**	**$58,499**	**$64,500**	**-9.9%**
Operating Supplies & Services					
Telephone/Communications	100-1100-2200	$6,000	$5,163	$6,000	0%
Advertising And Publications	100-1100-2220	$3,300	$218	$3,300	0%
Office Supplies And Materials	100-1100-2250	$6,500	$4,860	$6,500	0%
Contracts,Leases,Rents,& Taxes	100-1100-2400	$400	$0	$400	0%
Conferences	100-1100-2550	$7,800	$5,205	$7,800	0%
Training & Education	100-1100-2560	$12,400	$1,690	$12,400	0%
Total Operating Supplies & Services:		**$36,400**	**$17,136**	**$36,400**	**0%**
Internal Service Charges					
City Attorney	100-1100-3612	$4,300	$3,580	$2,200	-48.8%
It/Computers-Telephones	100-1100-3613	$17,500	$14,580	$14,600	-16.6%
Liability Insurance	100-1100-3616	$4,900	$4,080	$4,400	-10.2%
Facility Maintenance	100-1100-3680	$14,200	$11,830	$16,300	14.8%
Total Internal Service Charges:		**$40,900**	**$34,070**	**$37,500**	**-8.3%**
Total General Administration Fund:		**$148,900**	**$109,705**	**$138,400**	**-7.1%**

Expenditures by Program

2023 Budgeted Expenditures by Program

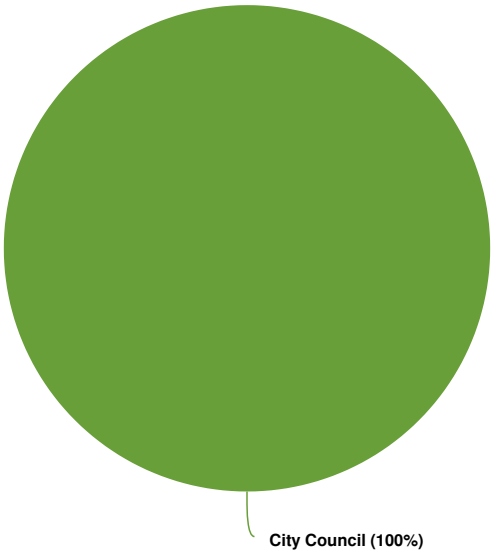

Expenditures by Expense Type

2023 Budgeted Expenditures by Expense Type

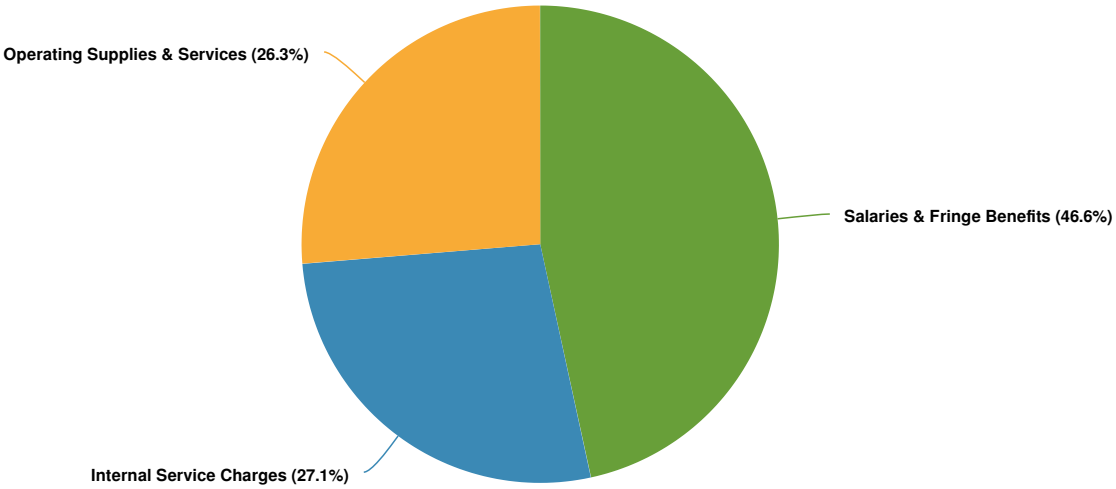

Budgeted and Historical Expenditures by Expense Type

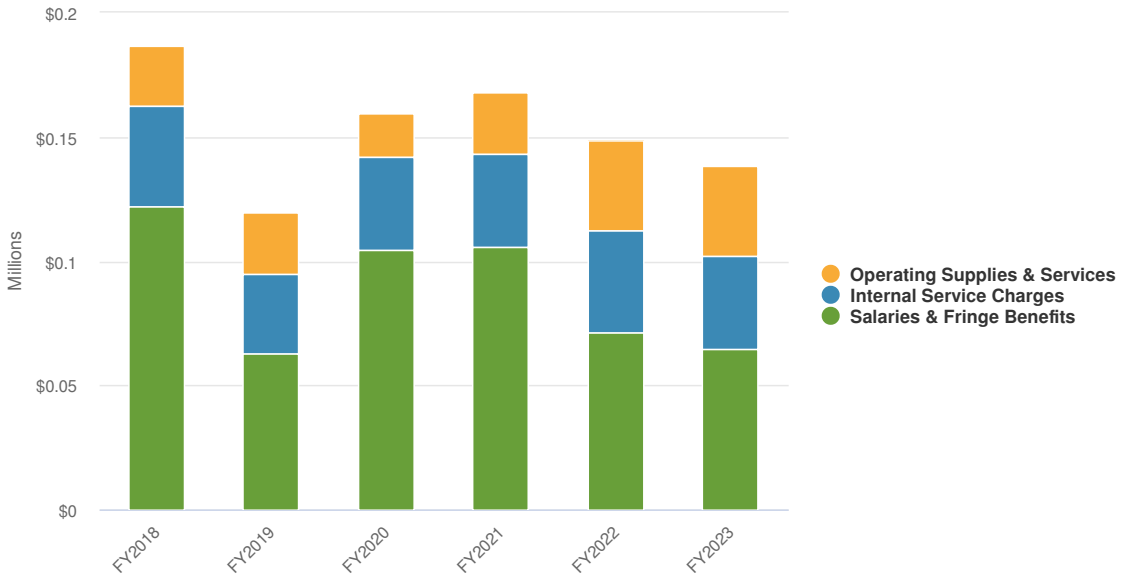

Organizational Chart

CITIZENS OF HEMET

MALCOLM LILIENTHAL
MAYOR

KARLEE MEYER
MAYOR PRO TEM

RUSS BROWN
COUNCIL MEMBER

JOE MALES
COUNCIL MEMBER

LINDA KRUPA
COUNCIL MEMBER

City Manager

Christopher Lopez
City Manager

Appointed by the City Council, the City Manager is the administrative and operational head of the City. The office is responsible for the implementation of the City Council's policy objectives.

PROGRAMS

1. Administration
2. Community Engagement
3. Grants Administration

Expenditures Summary

$2,078,169 **-$2,000,403**
(-49.05% vs. prior year)

City Manager Proposed and Historical Budget vs. Actual

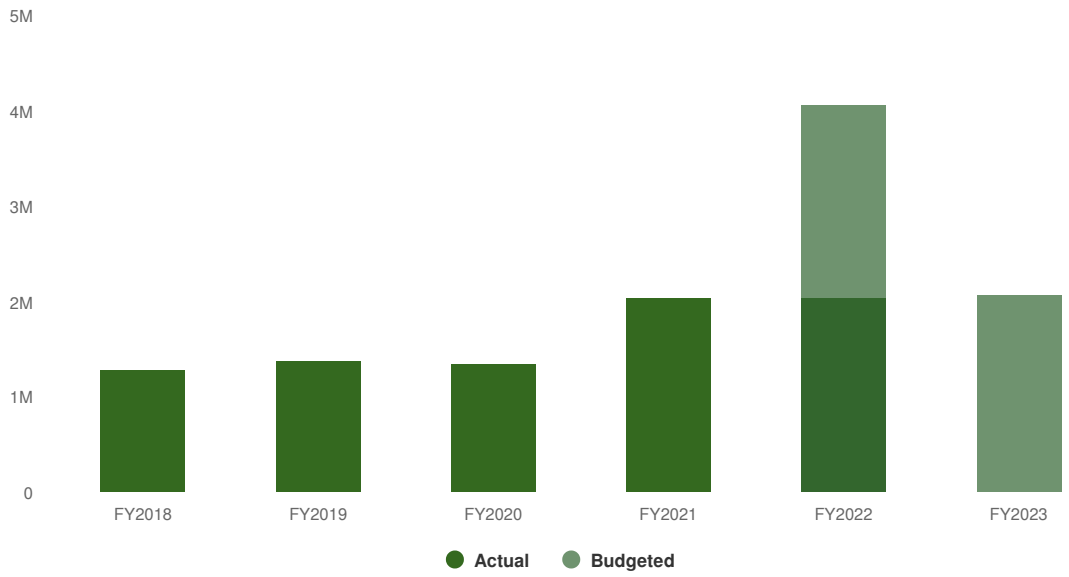

FY2022 Budgeted Expenditures are high due to a one-time increase in Community Development Block Grant (CDBG) funding from the Coronavirus Aid, Relief, and Economic Security (CARES) Act. Funding for projects not completed by June 30, 2022, will roll to FY2023.

Expenditures by Fund

2023 Expenditures by Fund

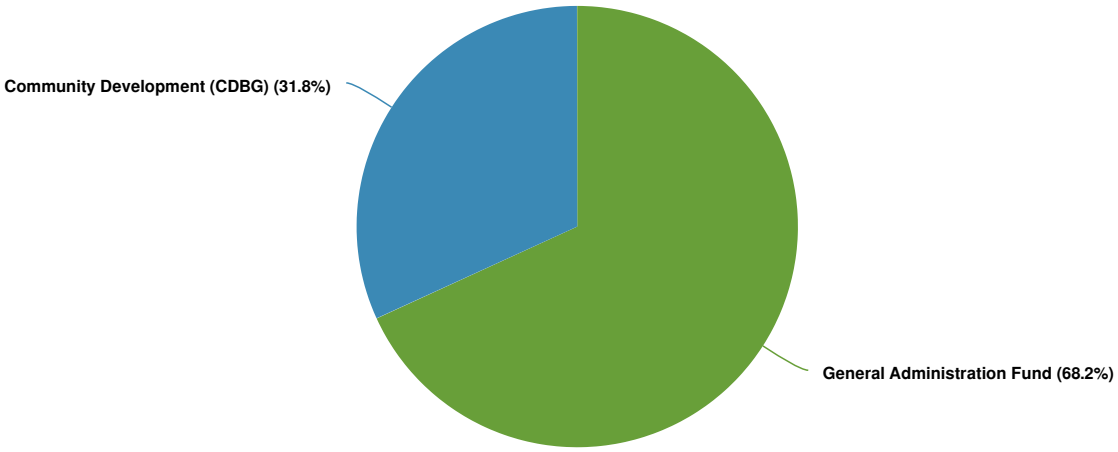

Budgeted and Historical Expenditures by Fund

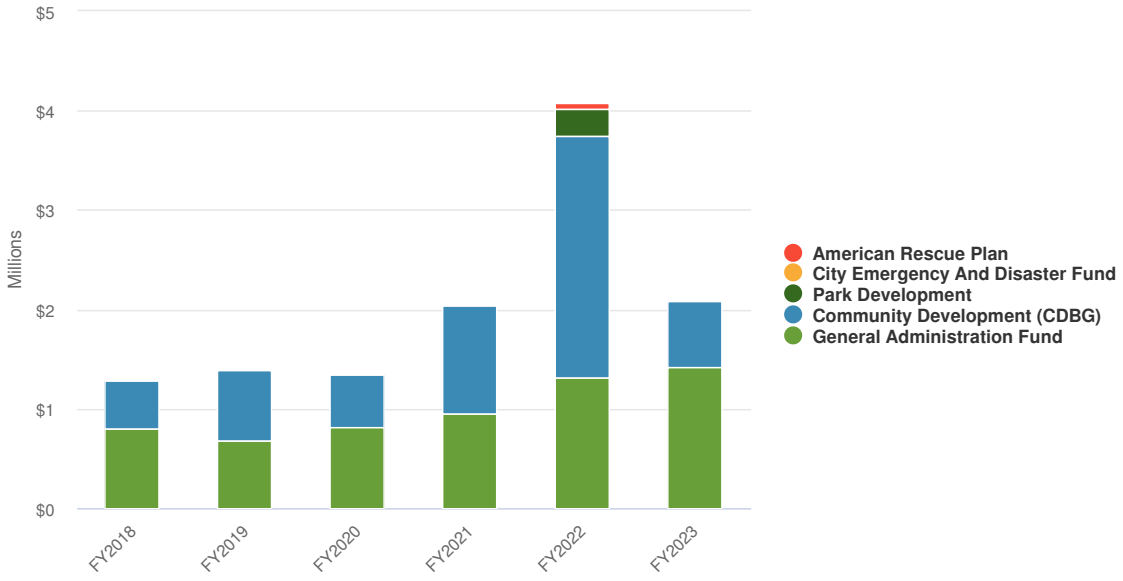

NOTES:

- **The FY2022 Amended Budget and FY2022 Actuals are as of April 30, 2022.**
- **The FY2022 Amended Budget for Park Development is the National Fitness Campaign Grant.**

Name	FY2022 Amended	FY2022 Actuals	FY2023 CM Recommended	FY2022 Amended vs. FY2023 CM Recommended (% Change)
General Administration Fund				
Salaries & Fringe Benefits	$928,850	$764,886	$1,021,600	10%
Operating Supplies & Services	$269,200	$126,626	$286,200	6.3%
Internal Service Charges	$121,100	$100,910	$109,200	-9.8%
Total General Administration Fund:	**$1,319,150**	**$992,421**	**$1,417,000**	**7.4%**
Community Development (CDBG)				
Salaries & Fringe Benefits	$341,572	$233,175	$101,600	-70.3%
Operating Supplies & Services	$1,036,678	$331,120	$559,569	-46%
Capital Outlay	$1,042,584	$280,500	$0	-100%
Total Community Development (CDBG):	**$2,420,834**	**$844,796**	**$661,169**	**-72.7%**
American Rescue Plan				
Operating Supplies & Services	$60,600	$74,100	$0	-100%
Total American Rescue Plan:	**$60,600**	**$74,100**	**$0**	**-100%**
Park Development				
Capital Outlay	$277,988	$126,713	$0	-100%
Total Park Development:	**$277,988**	**$126,713**	**$0**	**-100%**
Total:	**$4,078,572**	**$2,038,030**	**$2,078,169**	**-49%**

Expenditures by Program

2023 Budgeted Expenditures by Program

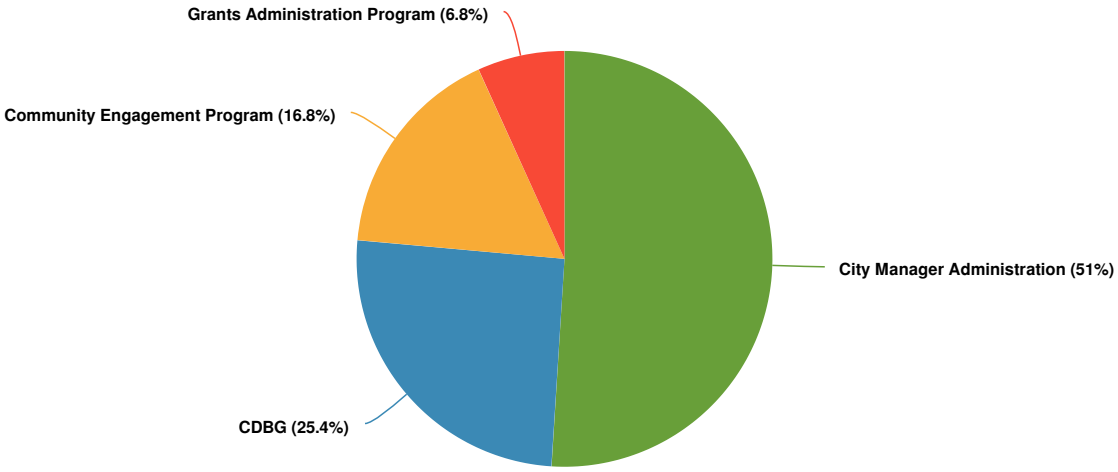

Expenditures by Expense Type

2023 Budgeted Expenditures by Expense Type

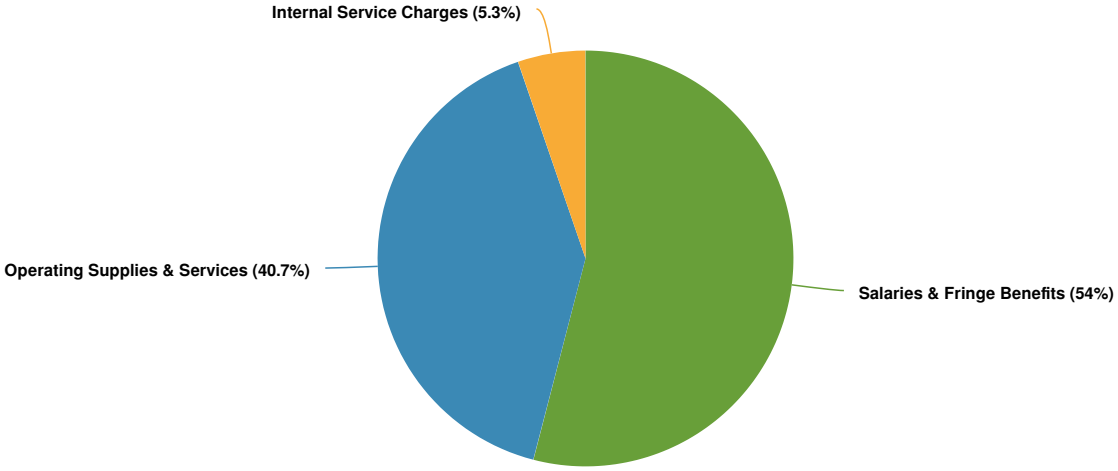

Budgeted and Historical Expenditures by Expense Type

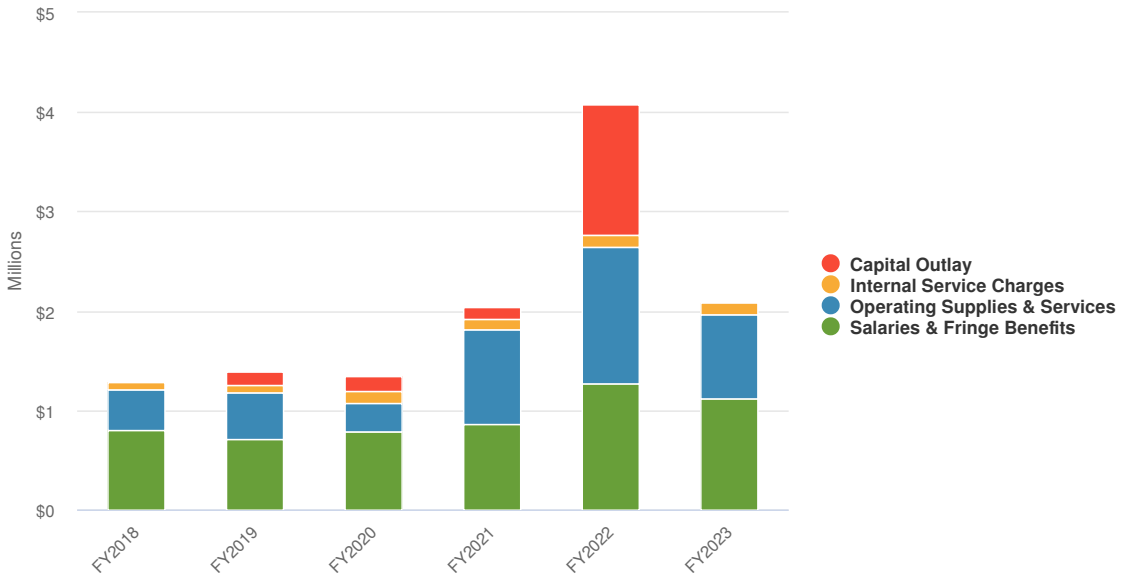

Organizational Chart

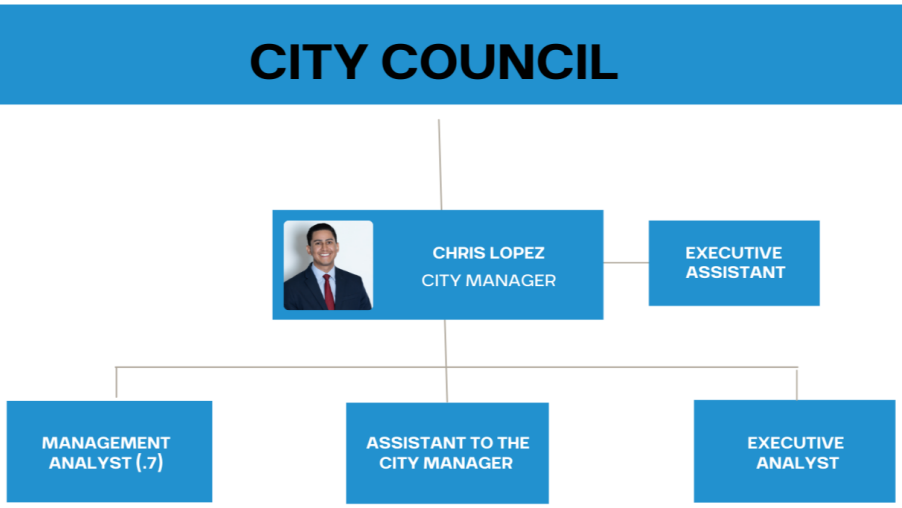

City Manager Administration

Through the Administration Program, the office executes the direction of the City Council, while overseeing citywide operations and service provision.

PROGRAM OBJECTIVES

- Ensure that the annual budget and CIP is executed and remains balanced and meets the 20% reserve requirement.
- Evaluate departments to ensure that adequate staffing is achieved for maximum organizational effectiveness.
- Improve citywide digitization strategies to maximize efficiency and improve access for the community.
- Coordinate interdepartmental efforts to effectuate projects with citywide impact.
- Expand the internal communications that celebrates the hard work of City staff.
- Continue achieving milestones from the Strategic Plan.

Expenditures Summary

The City started program-based budgeting beginning in FY2022. Department budgets were allocated to programs, which is reflected in the budgeted data for FY2022 and FY2023. Historical data for FY2018 to FY2021 is reflected at the Department level.

$1,059,900 **$33,600**
(3.27% vs. prior year)

City Manager Administration Proposed and Historical Budget vs. Actual

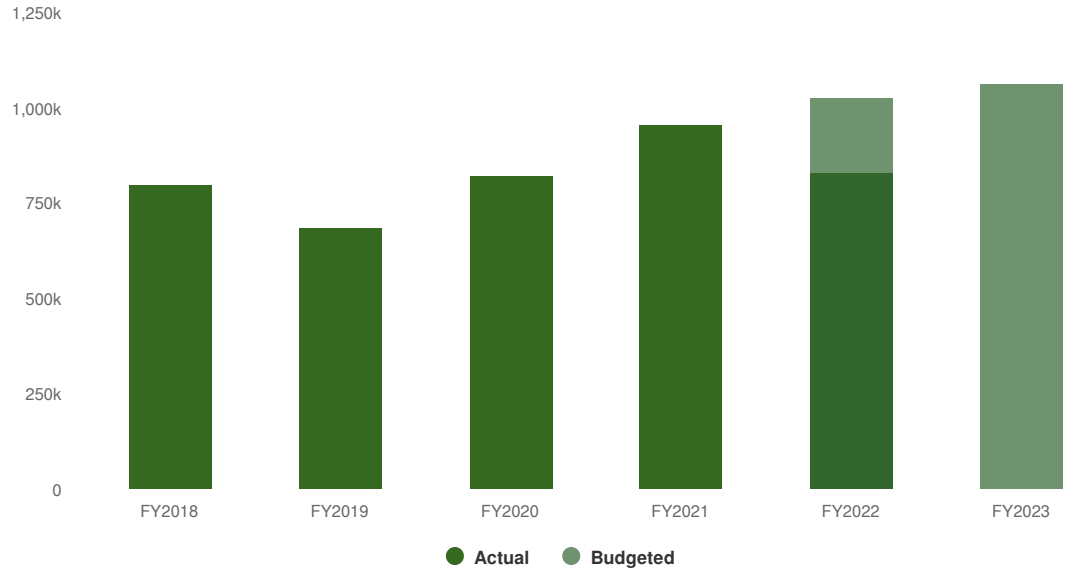

Expenditures by Fund

2023 Expenditures by Fund

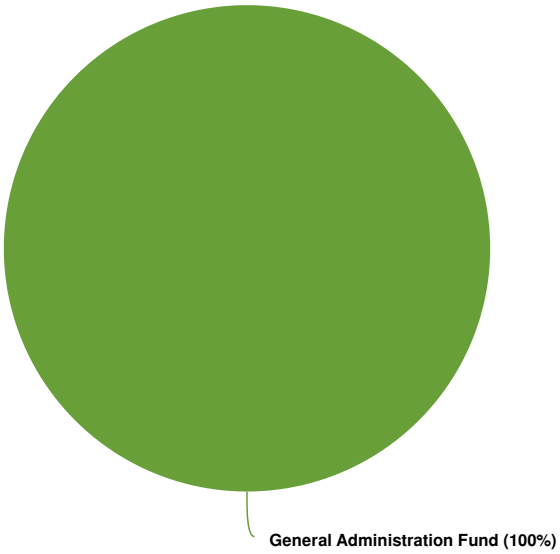

Budgeted and Historical Expenditures by Fund

NOTE: The FY2022 Amended Budget and FY2022 Actuals are as of April 30, 2022.

Name	Account ID	FY2022 Amended	FY2022 Actuals	FY2023 CM Recommended	FY2022 Amended vs. FY2023 CM Recommended (% Change)
General Administration Fund					
Salaries & Fringe Benefits					

Name	Account ID	FY2022 Amended	FY2022 Actuals	FY2023 CM Recommended	FY2022 Amended vs. FY2023 CM Recommended (% Change)
Salaries & Wages	100-1200-1100	$310,800	$248,782	$363,100	16.8%
Salaries Part Time	100-1200-1200	$35,000	$17,351	$0	-100%
Salaries Overtime	100-1200-1300	$0	$7,236	$6,000	N/A
Special Event Overtime	100-1200-1385	$20,000	$17,251	$0	-100%
Other Fringe Benefits	100-1200-1400	$15,200	$21,730	$15,900	4.6%
Pers Pension	100-1200-1405	$131,800	$183,347	$189,500	43.8%
Health Plans	100-1200-1410	$38,600	$18,226	$38,600	0%
Workers Comp Contribution	100-1200-1415	$23,600	$19,670	$20,300	-14%
Special Pay	100-1200-1420	$27,800	$3,803	$26,000	-6.5%
Pto + Holiday	100-1200-1425	$52,400	$8,429	$37,500	-28.4%
Unemployment Benefits	100-1200-1430	$400	$330	$500	25%
Retiree Medical Premiums	100-1200-1450	$86,400	$72,000	$90,100	4.3%
Total Salaries & Fringe Benefits:		**$742,000**	**$618,155**	**$787,500**	**6.1%**
Operating Supplies & Services					
Telephone/Communication	100-1200-2200	$3,000	$2,635	$3,000	0%
Advertising And Publications	100-1200-2220	$10,000	$9,373	$10,000	0%
Office Supplies And Materials	100-1200-2250	$9,000	$8,787	$9,000	0%
Contracts,Leases,Rents,& Taxes	100-1200-2400	$6,000	$3,019	$6,000	0%
Insurance, Bonds	100-1200-2500	$100	$0	$100	0%
Conferences	100-1200-2550	$0	$5,805	$0	N/A
Training & Education	100-1200-2560	$15,000	$8,328	$15,000	0%
Vehicle Fuel	100-1200-2623	$100	$0	$100	0%
Professional/Specialized Serv	100-1200-2710	$120,000	$73,446	$120,000	0%
Total Operating Supplies & Services:		**$163,200**	**$111,392**	**$163,200**	**0%**
Internal Service Charges					

Name	Account ID	FY2022 Amended	FY2022 Actuals	FY2023 CM Recommended	FY2022 Amended vs. FY2023 CM Recommended (% Change)
City Attorney	100-1200-3612	$20,400	$17,000	$13,000	-36.3%
It/Computers-Telephones	100-1200-3613	$61,100	$50,920	$51,100	-16.4%
Liability Insurance	100-1200-3616	$23,900	$19,910	$25,900	8.4%
Vehicle Maint & Repairs	100-1200-3622	$2,400	$2,000	$2,900	20.8%
Facility Maintenance	100-1200-3680	$13,300	$11,080	$16,300	22.6%
Total Internal Service Charges:		**$121,100**	**$100,910**	**$109,200**	**-9.8%**
Total General Administration Fund:		**$1,026,300**	**$830,457**	**$1,059,900**	**3.3%**

Expenditures by Expense Type

2023 Budgeted Expenditures by Expense Type

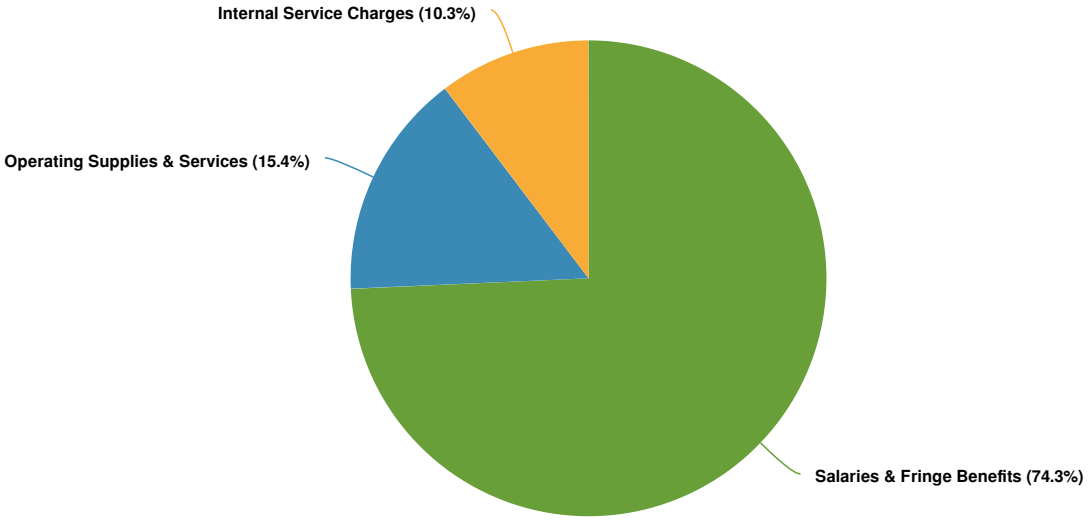

Community Engagement

The Community Engagement Program strives to both disseminate information to the community and cultivate dialogue and participation between staff and the community's stakeholders.

PROGRAM OBJECTIVES

- Continue quarterly newsletters and monthly updates from the City Manager.
- Host at least one community meeting each month.
- Increase engagement through social media and newsletter subscribers by 25%
- Continue long held community celebrations, like the annual Christmas Parade and Veterans Day celebrations.
- Add ten additional mobile home communities to the newsletter distribution.

Expenditures Summary

The City started program-based budgeting beginning in FY2022. Department budgets were allocated to programs, which is reflected in the budgeted data for FY2022 and FY2023. Historical data for FY2018 to FY2021 is reflected at the Department level.

$349,000 **$63,100**
(22.07% vs. prior year)

Community Engagement Proposed and Historical Budget vs. Actual

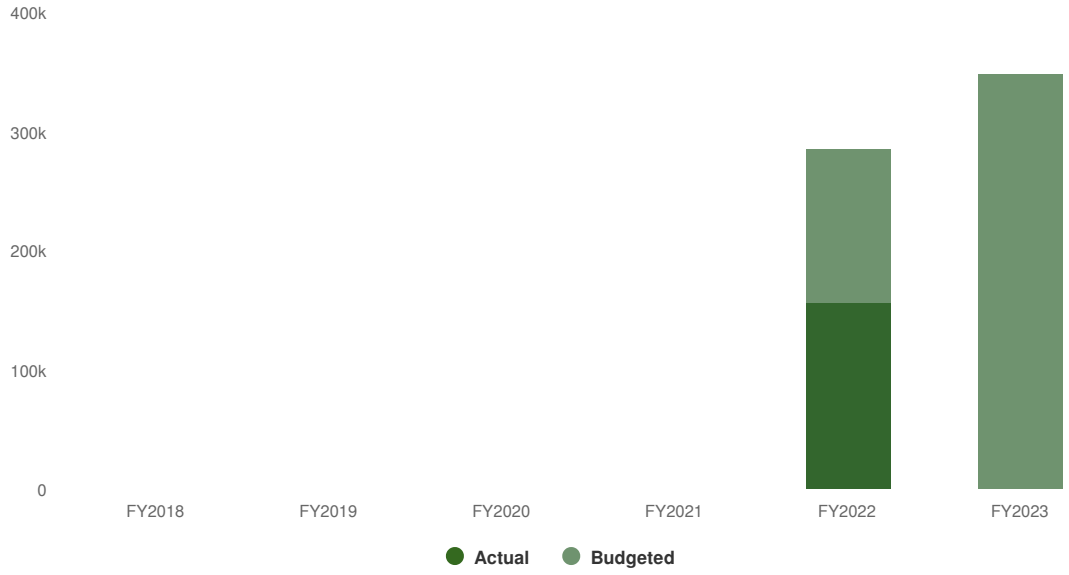

Expenditures by Fund

2023 Expenditures by Fund

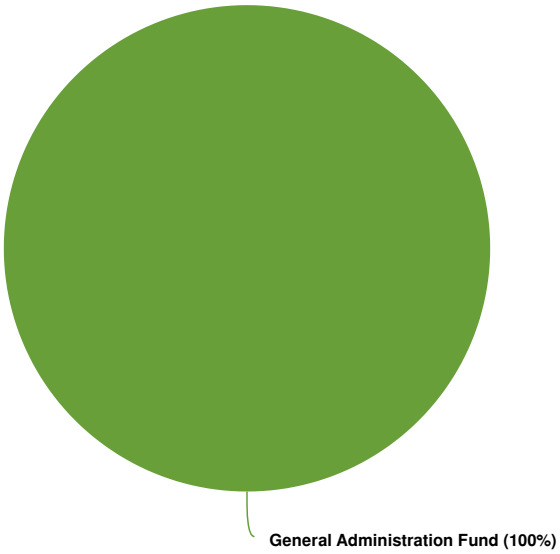

Budgeted and Historical Expenditures by Fund

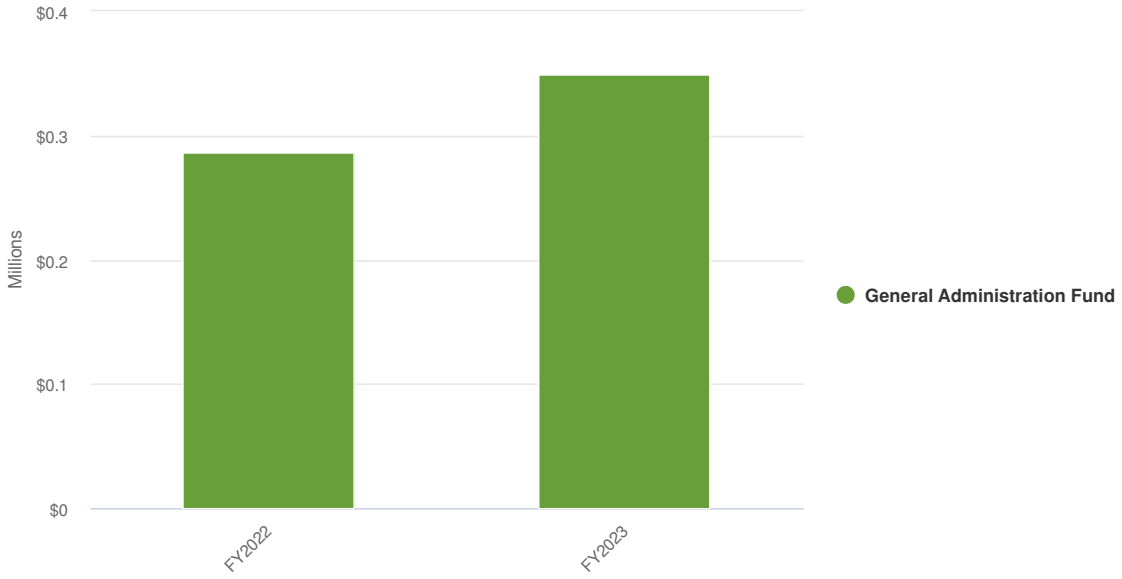

NOTE: The FY2022 Amended Budget and FY2022 Actuals are as of April 30, 2022.

Name	Account ID	FY2022 Amended	FY2022 Actuals	FY2023 CM Recommended	FY2022 Amended vs. FY2023 CM Recommended (% Change)
General Administration Fund					
Salaries & Fringe Benefits					

Name	Account ID	FY2022 Amended	FY2022 Actuals	FY2023 CM Recommended	FY2022 Amended vs. FY2023 CM Recommended (% Change)
Salaries & Wages	100-1201-1100	$108,700	$87,076	$120,000	10.4%
Other Fringe Benefits	100-1201-1400	$4,900	$6,114	$5,000	2%
Pers Pension	100-1201-1405	$42,600	$37,281	$43,200	1.4%
Health Plans	100-1201-1410	$14,300	$10,710	$14,300	0%
Workers Comp Contribution	100-1201-1415	$0	$0	$6,800	N/A
Special Pay	100-1201-1420	$3,000	$0	$3,000	0%
Pto + Holiday	100-1201-1425	$6,400	$0	$3,400	-46.9%
Retiree Medical Premiums	100-1201-1450	$0	$0	$30,300	N/A
Total Salaries & Fringe Benefits:		**$179,900**	**$141,181**	**$226,000**	**25.6%**
Operating Supplies & Services					
Advertising And Publications	100-1201-2220	$20,000	$566	$10,000	-50%
Office Supplies And Materials	100-1201-2250	$10,000	$5,442	$6,000	-40%
Contracts & Leases	100-1201-2400	$1,000	$0	$1,000	0%
Professional/Specialized Serv	100-1201-2710	$70,000	$7,889	$100,000	42.9%
Printing Services	100-1201-2714	$5,000	$1,337	$6,000	20%
Total Operating Supplies & Services:		**$106,000**	**$15,233**	**$123,000**	**16%**
Total General Administration Fund:		**$285,900**	**$156,415**	**$349,000**	**22.1%**

Expenditures by Expense Type

2023 Budgeted Expenditures by Expense Type

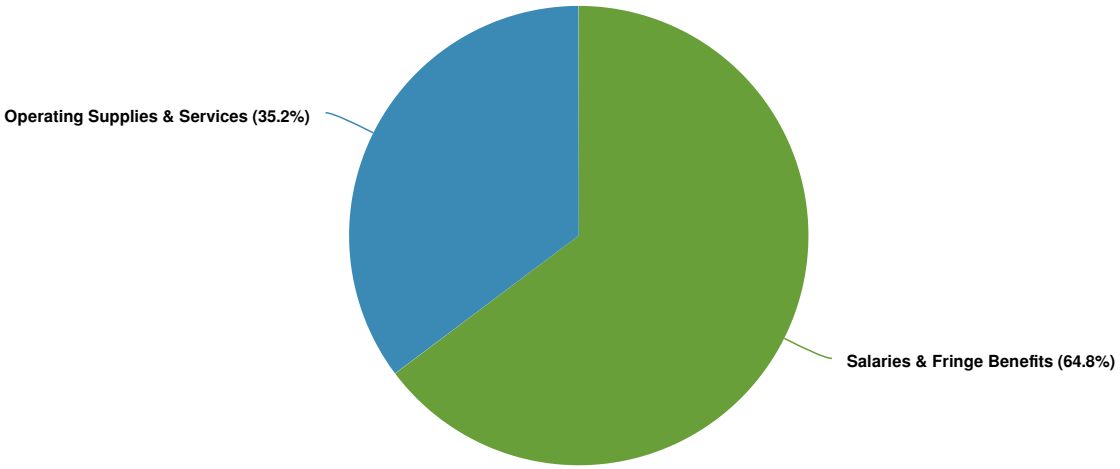

Grants Administration

The Grants Administration Program is responsible for administering the City's Community Development Block Grant (CDBG) Program, as well as attracting grant funds to the City through various grant funding opportunities.

PROGRAM OBJECTIVES

- Continue to successfully manage the City of Hemet's Community Development Block Grant.
- Pursue grant opportunities that align with City priorities.
- Use Ecivis to apply for grant funding to accomplish strategic plan goals.

Expenditures Summary

The City started program-based budgeting beginning in FY2022. Department budgets were allocated to programs, which is reflected in the budgeted data for FY2022 and FY2023. Historical data for FY2018 to FY2021 is reflected at the Department level.

$669,269 **-$1,819,115**
(-73.10% vs. prior year)

Grants Administration Proposed and Historical Budget vs. Actual

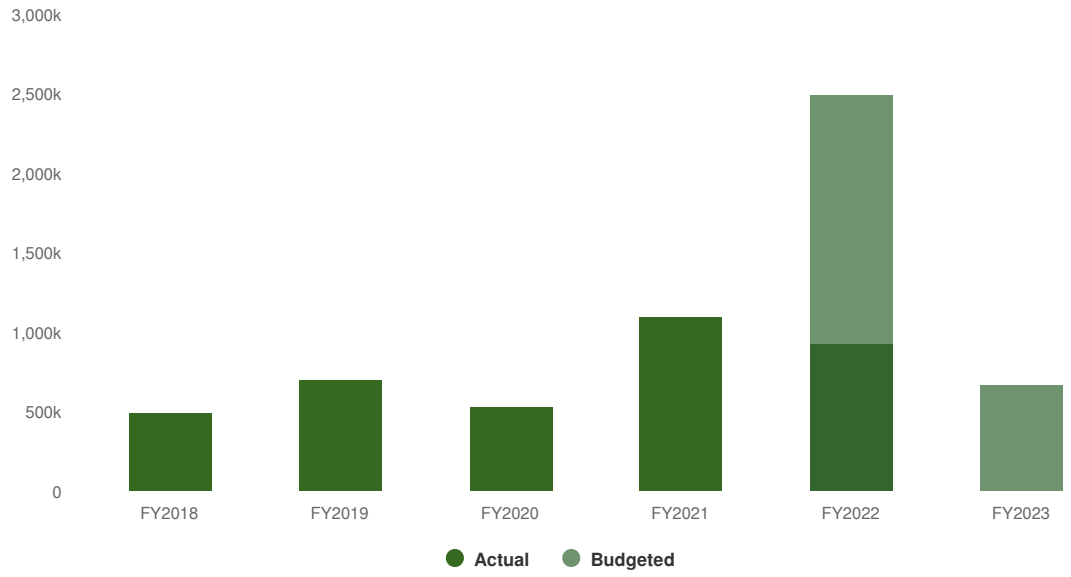

Expenditures by Fund

2023 Expenditures by Fund

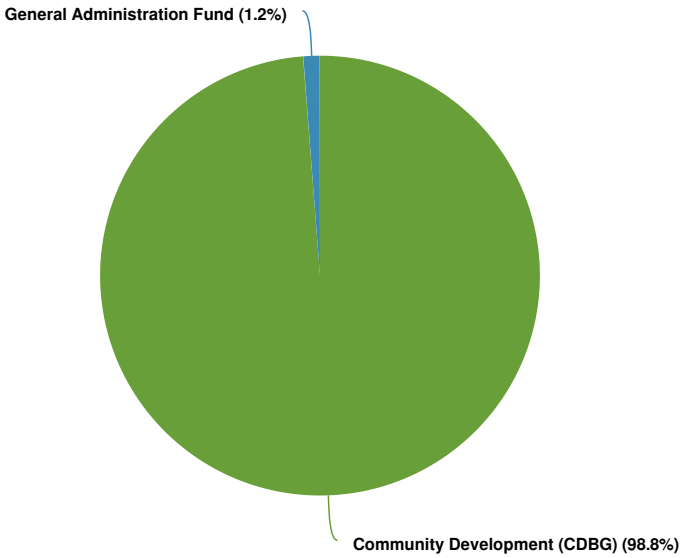

Budgeted and Historical Expenditures by Fund

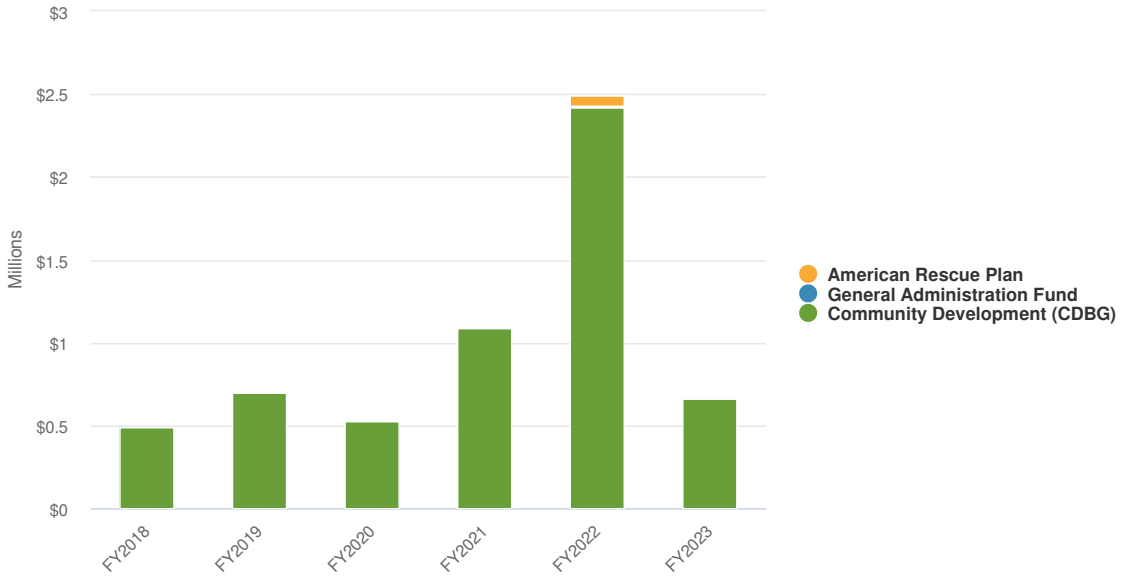

NOTE: The FY2022 Amended Budget and FY2022 Actuals are as of April 30, 2022.

Name	Account ID	FY2022 Amended	FY2022 Actuals	FY2023 CM Recommended	FY2022 Amended vs. FY2023 CM Recommended (% Change)
General Administration Fund					
Salaries & Fringe Benefits					

Name	Account ID	FY2022 Amended	FY2022 Actuals	FY2023 CM Recommended	FY2022 Amended vs. FY2023 CM Recommended (% Change)
Salaries & Wages	100-1202-1100	$3,900	$3,160	$4,100	5.1%
Other Fringe Benefits	100-1202-1400	$200	$251	$200	0%
Pers Pension	100-1202-1405	$1,500	$1,353	$1,500	0%
Health Plans	100-1202-1410	$700	$536	$700	0%
Workers Comp Contribution	100-1202-1415	$0	$0	$200	N/A
Special Pay	100-1202-1420	$450	$250	$200	-55.6%
Pto + Holiday	100-1202-1425	$200	$0	$100	-50%
Retiree Medical Premiums	100-1202-1450	$0	$0	$1,100	N/A
Total Salaries & Fringe Benefits:		**$6,950**	**$5,550**	**$8,100**	**16.5%**
Total General Administration Fund:		**$6,950**	**$5,550**	**$8,100**	**16.5%**
Community Development (CDBG)					
Salaries & Fringe Benefits					
Salaries & Wages	240-1202-1100	$63,900	$47,817	$59,300	-7.2%
Salaries Part Time	240-1202-1200	$0	$20	$0	N/A
Other Fringe Benefits	240-1202-1400	$2,700	$3,623	$2,600	-3.7%
Pers Pension	240-1202-1405	$25,000	$20,534	$23,000	-8%
Health Plans	240-1202-1410	$9,300	$6,962	$9,300	0%
Workers Comp Contribution	240-1202-1415	$4,300	$3,580	$3,800	-11.6%
Special Pay	240-1202-1420	$5,250	$3,250	$2,000	-61.9%
Pto + Holiday	240-1202-1425	$3,000	$0	$1,600	-46.7%
Salaries & Wages	240-3460-1100	$22,400	$2,353	$0	-100%
Salaries Part Time	240-3460-1200	$0	$2,496	$0	N/A
Other Fringe Benefits	240-3460-1400	$1,754	$243	$0	-100%
Pers Pension	240-3460-1405	$15,608	$591	$0	-100%
Salaries & Wages	240-3468-1100	$113,400	$88,026	$0	-100%

Name	Account ID	FY2022 Amended	FY2022 Actuals	FY2023 CM Recommended	FY2022 Amended vs. FY2023 CM Recommended (% Change)
Salaries Overtime	240-3468-1300	$0	$45	$0	N/A
Other Fringe Benefits	240-3468-1400	$2,812	$2,846	$0	-100%
Pers Pension	240-3468-1405	$45,200	$38,431	$0	-100%
Workers Comp Contribution	240-3468-1415	$5,800	$4,830	$0	-100%
Salaries & Wages	240-3469-1100	$7,611	$2,278	$0	-100%
Other Fringe Benefits	240-3469-1400	$1,507	$74	$0	-100%
Pers Pension	240-3469-1405	$6,030	$994	$0	-100%
Salaries & Wages	240-3727-1100	$0	$369	$0	N/A
Other Fringe Benefits	240-3727-1400	$0	$12	$0	N/A
Pers Pension	240-3727-1405	$0	$161	$0	N/A
Salaries & Wages	240-3988-1100	$4,000	$2,306	$0	-100%
Other Fringe Benefits	240-3988-1400	$100	$79	$0	-100%
Pers Pension	240-3988-1405	$1,600	$1,007	$0	-100%
Workers Comp Contribution	240-3988-1415	$300	$250	$0	-100%
Total Salaries & Fringe Benefits:		**$341,572**	**$233,175**	**$101,600**	**-70.3%**
Operating Supplies & Services					
Telephone/Communications	240-1202-2200	$0	$50	$0	N/A
Advertising And Publications	240-1202-2220	$5,000	$1,792	$5,000	0%
Office Supplies And Materials	240-1202-2250	$1,300	$92	$1,300	0%
Professional/Specialized Serv	240-1202-2710	$19,427	$0	$24,791	27.6%
Advertising And Publications	240-3450-2220	$659	$0	$0	-100%
Professional/Specialized Serv	240-3450-2710	$3,000	$0	$0	-100%
Contracts & Leases	240-3452-2400	$37,974	$11,810	$0	-100%
Contracts & Leases	240-3453-2400	$32,800	$22,828	$0	-100%
Contracts & Leases	240-3455-2400	$21,934	$11,421	$0	-100%

Name	Account ID	FY2022 Amended	FY2022 Actuals	FY2023 CM Recommended	FY2022 Amended vs. FY2023 CM Recommended (% Change)
Contracts & Leases	240-3456-2400	$7,368	$0	$0	-100%
Contracts & Leases	240-3458-2400	$6,186	$2,189	$0	-100%
Contracts & Leases	240-3459-2400	$360,000	$180,000	$0	-100%
Advertising And Publications	240-3460-2220	$146	$0	$0	-100%
Professional/Specialized Serv	240-3469-2710	$33,164	$6,382	$0	-100%
Contracts & Leases	240-3472-2400	$10,000	$8,881	$10,000	0%
Contracts & Leases	240-3726-2400	$17,549	$2,759	$14,000	-20.2%
Contracts & Leases	240-3727-2400	$200,000	$0	$200,000	0%
Contracts & Leases	240-3728-2400	$33,507	$8,086	$27,593	-17.7%
Contracts & Leases	240-3905-2400	$0	$0	$10,000	N/A
Contracts & Leases	240-3906-2400	$0	$0	$14,000	N/A
Contracts & Leases	240-3979-2400	$12,500	$12,500	$14,000	12%
Contracts & Leases	240-3980-2400	$8,918	$0	$0	-100%
Contracts & Leases	240-3981-2400	$39,750	$29,676	$41,900	5.4%
Contracts & Leases	240-3982-2400	$8,918	$0	$14,000	57%
Contracts & Leases	240-3985-2400	$32,856	$32,655	$27,351	-16.8%
Contracts & Leases	240-3987-2400	$0	$0	$50,000	N/A
Contracts & Leases	240-3988-2400	$136,212	$0	$105,634	-22.4%
Contracts & Leases	240-3997-2400	$7,510	$0	$0	-100%
Total Operating Supplies & Services:		**$1,036,678**	**$331,120**	**$559,569**	**-46%**
Capital Outlay					
Rights Of Way	240-3469-5500	$283,172	$280,500	$0	-100%
Rights Of Way	240-3729-5500	$257,572	$0	$0	-100%
Rights Of Way	240-3789-5500	$3,372	$0	$0	-100%
Rights Of Way	240-3853-5500	$498,468	$0	$0	-100%

Name	Account ID	FY2022 Amended	FY2022 Actuals	FY2023 CM Recommended	FY2022 Amended vs. FY2023 CM Recommended (% Change)
Total Capital Outlay:		**$1,042,584**	**$280,500**	**$0**	**-100%**
Total Community Development (CDBG):		**$2,420,834**	**$844,796**	**$661,169**	**-72.7%**
American Rescue Plan					
Operating Supplies & Services					
Software Purchases	270-1202-2260	$60,600	$60,600	$0	-100%
Professional/Specialized Serv	270-1202-2710	$0	$13,500	$0	N/A
Total Operating Supplies & Services:		**$60,600**	**$74,100**	**$0**	**-100%**
Total American Rescue Plan:		**$60,600**	**$74,100**	**$0**	**-100%**
Total:		**$2,488,384**	**$924,445**	**$669,269**	**-73.1%**

Expenditures by Expense Type

2023 Budgeted Expenditures by Expense Type

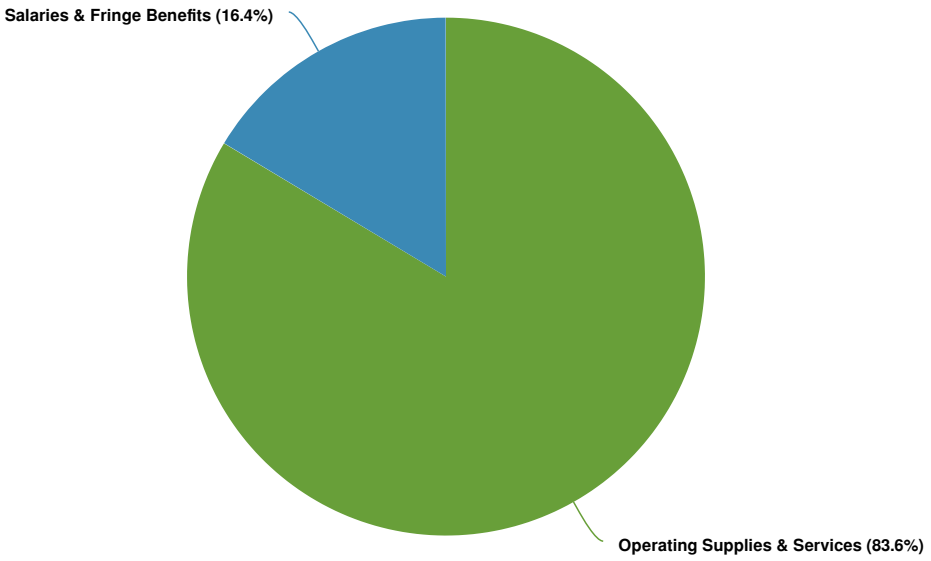

City Clerk

John Paul Maier
City Clerk

The City Clerk's office administers democratic processes such as elections, access to City Records, and local legislative activity, ensuring transparency to the public. The City Clerk acts as a compliance officer for federal, state, and local statutes including the Political Reform Act, the Ralph M. Brown Act, and the California Public Records Act.

PROGRAMS:

1. Administration
2. Elections
3. Records Management

Expenditures Summary

$657,300 **$81,300**
(14.11% vs. prior year)

City Clerk Proposed and Historical Budget vs. Actual

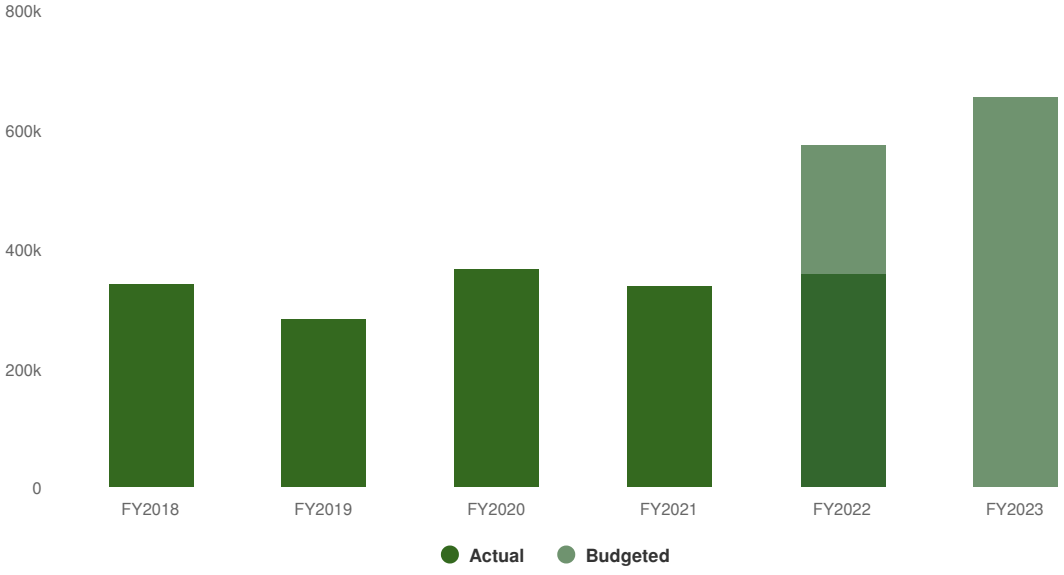

Expenditures by Fund

2023 Expenditures by Fund

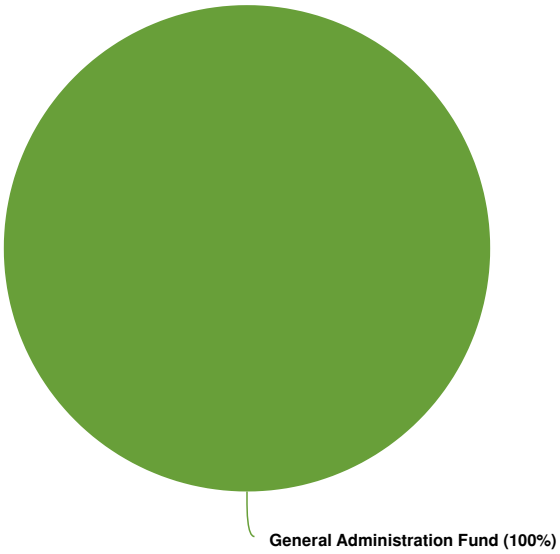

Budgeted and Historical Expenditures by Fund

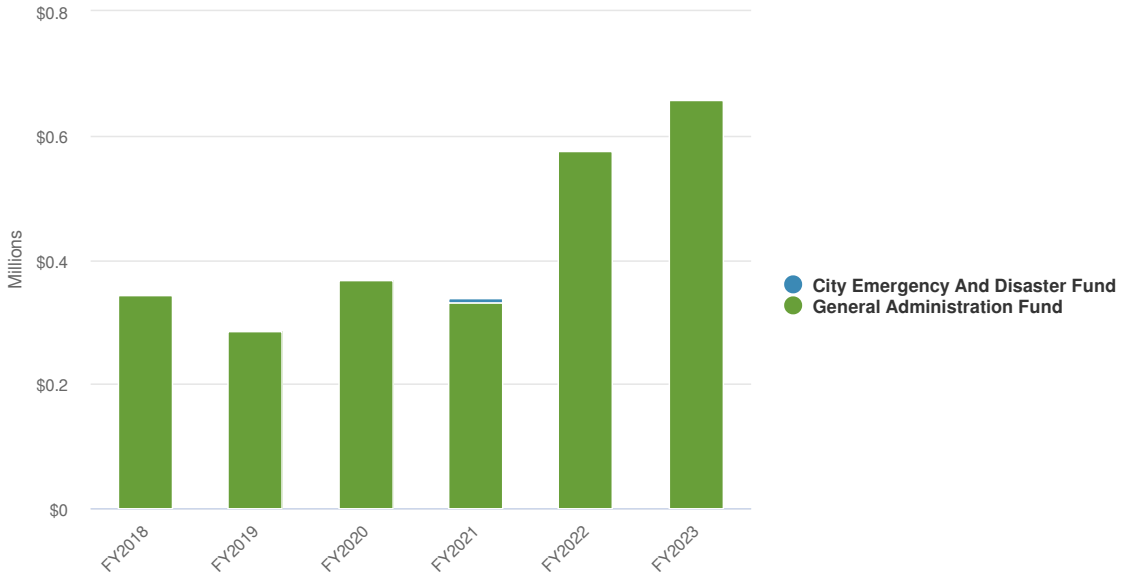

NOTE: The FY2022 Amended Budget and FY2022 Actuals are as of April 30, 2022.

Name	FY2022 Amended	FY2022 Actuals	FY2023 CM Recommended	FY2022 Amended vs. FY2023 CM Recommended (% Change)
General Administration Fund				
Salaries & Fringe Benefits	$433,800	$303,648	$470,200	8.4%

Name	FY2022 Amended	FY2022 Actuals	FY2023 CM Recommended	FY2022 Amended vs. FY2023 CM Recommended (% Change)
Operating Supplies & Services	$99,800	$20,472	$144,300	44.6%
Internal Service Charges	$42,400	$35,340	$42,800	0.9%
Total General Administration Fund:	**$576,000**	**$359,461**	**$657,300**	**14.1%**

Expenditures by Program

2023 Budgeted Expenditures by Program

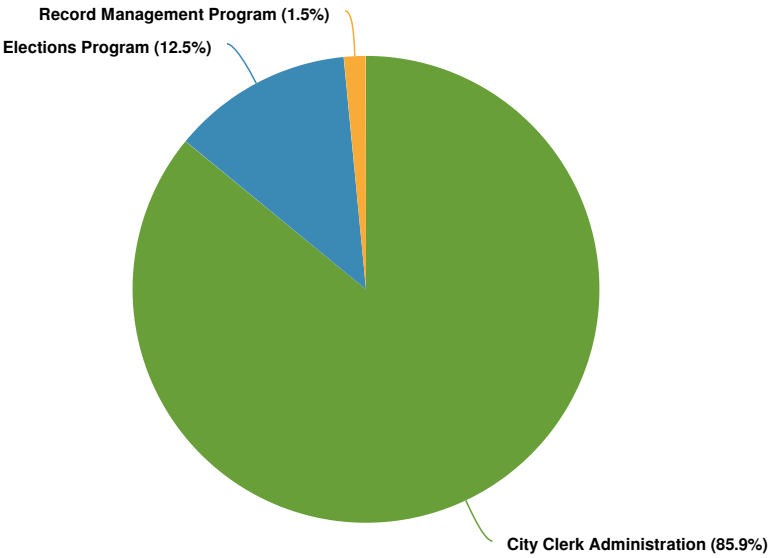

Expenditures by Expense Type

2023 Budgeted Expenditures by Expense Type

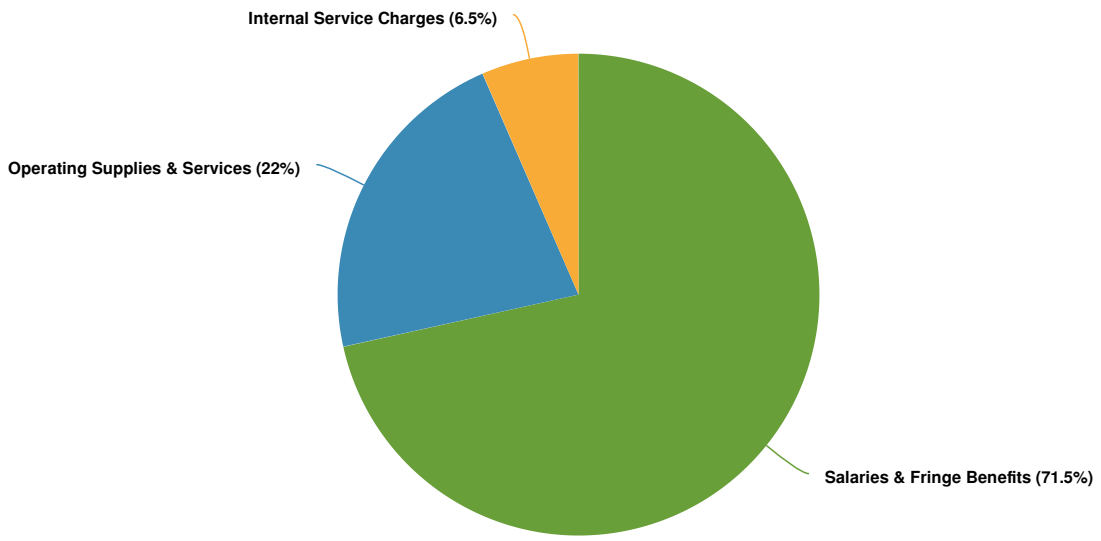

Budgeted and Historical Expenditures by Expense Type

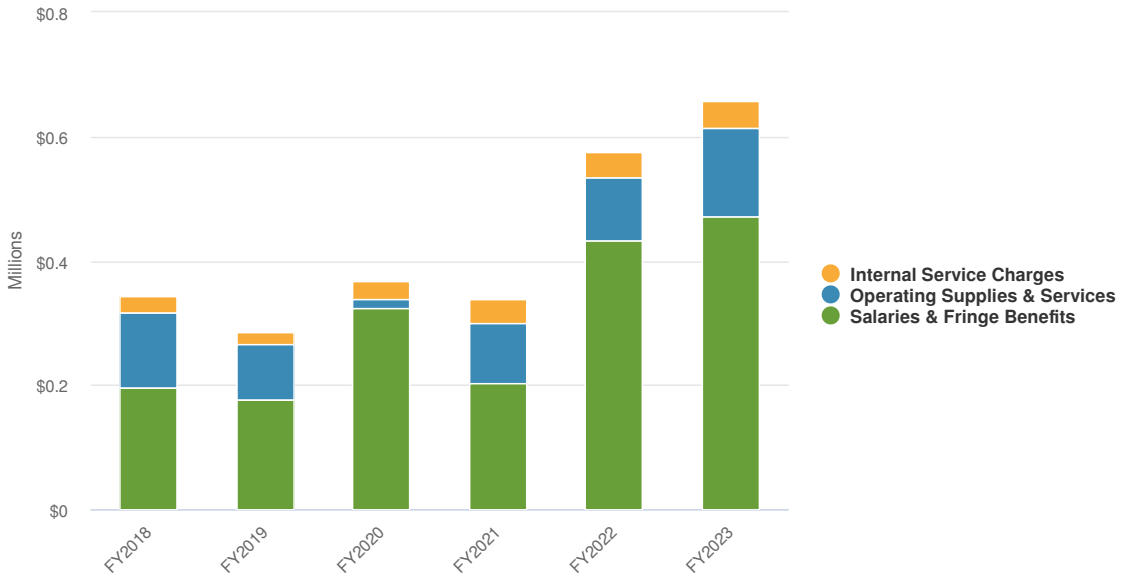

Organizational Chart

CITY COUNCIL

CHRIS LOPEZ
CITY MANAGER

JOHN PAUL MAIER
CITY CLERK

DEPUTY CITY CLERK

OFFICE SPECIALIST

City Clerk Administration

The fundamental purpose of the City Clerk's Budget is to achieve the City's goals, provide excellent customer service, provide support to the City's core services & organization, and identify financial resources to achieve the desired outcome.

PROGRAM OBJECTIVES

- Oversee Records Management, and ensure accessibility to the City's Vital Documents.
- Oversee hiring of new staff and training.
- Oversee Public Noticing/Codification.
- Manage the timely destruction of City records.

Expenditures Summary

The City started program-based budgeting beginning in FY2022. Department budgets were allocated to programs, which is reflected in the budgeted data for FY2022 and FY2023. Historical data for FY2018 to FY2021 is reflected at the Department level.

$564,900 **$48,900**
(9.48% vs. prior year)

City Clerk Administration Proposed and Historical Budget vs. Actual

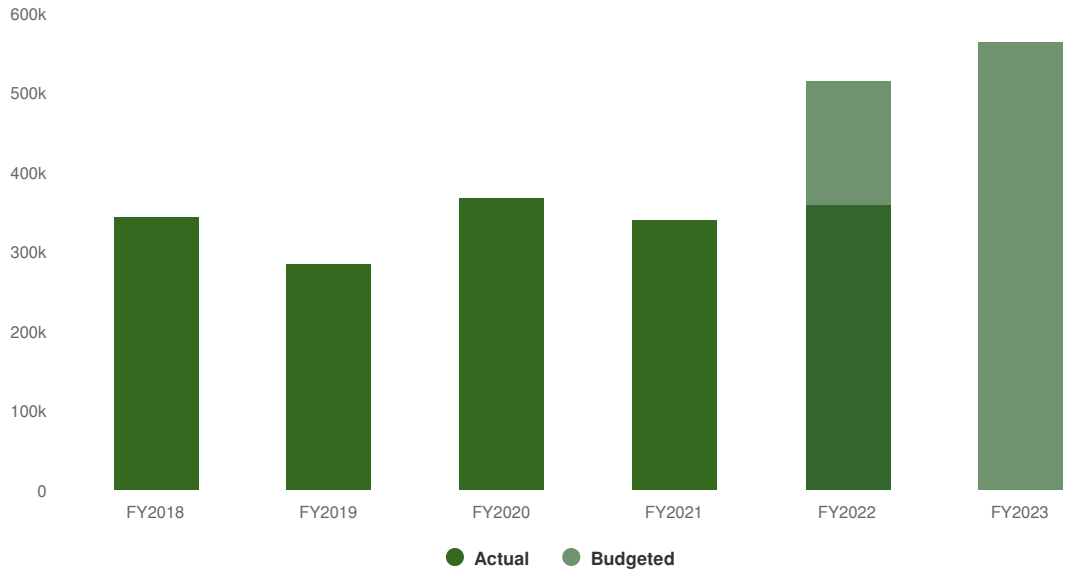

Expenditures by Fund

2023 Expenditures by Fund

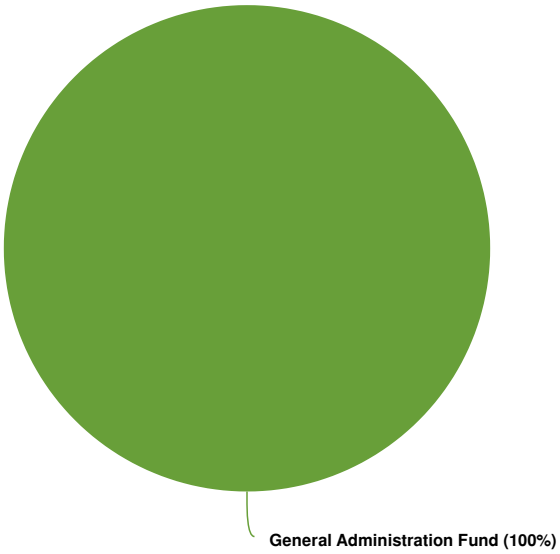

Budgeted and Historical Expenditures by Fund

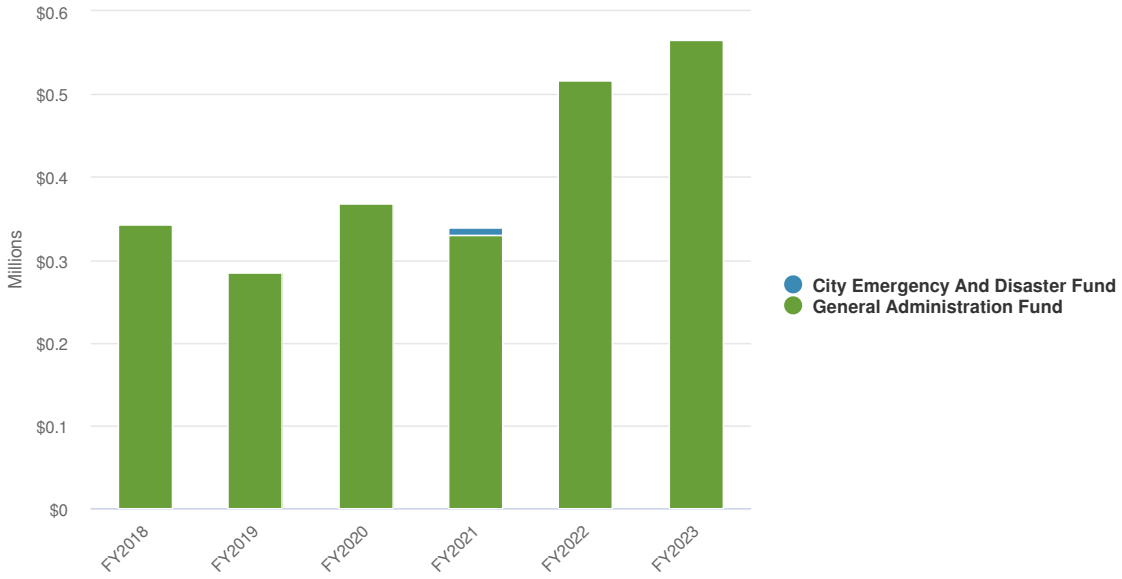

NOTE: The FY2022 Amended Budget and FY2022 Actuals are as of April 30, 2022.

Name	Account ID	FY2022 Amended	FY2022 Actuals	FY2023 CM Recommended	FY2022 Amended vs. FY2023 CM Recommended (% Change)
General Administration Fund					
Salaries & Fringe Benefits					

Name	Account ID	FY2022 Amended	FY2022 Actuals	FY2023 CM Recommended	FY2022 Amended vs. FY2023 CM Recommended (% Change)
Salaries & Wages	100-1300-1100	$212,700	$148,268	$232,000	9.1%
Salaries Overtime	100-1300-1300	$5,000	$3,568	$6,000	20%
Other Fringe Benefits	100-1300-1400	$9,800	$10,128	$10,300	5.1%
Pers Pension	100-1300-1405	$83,400	$63,526	$84,600	1.4%
Health Plans	100-1300-1410	$29,700	$22,008	$33,900	14.1%
Workers Comp Contribution	100-1300-1415	$9,700	$8,080	$12,600	29.9%
Special Pay	100-1300-1420	$15,700	$9,778	$11,400	-27.4%
Pto + Holiday	100-1300-1425	$32,200	$8,623	$23,500	-27%
Unemployment Benefits	100-1300-1430	$200	$170	$200	0%
Retiree Medical Premiums	100-1300-1450	$35,400	$29,500	$55,700	57.3%
Total Salaries & Fringe Benefits:		**$433,800**	**$303,648**	**$470,200**	**8.4%**
Operating Supplies & Services					
Telephone/Communications	100-1300-2200	$700	$830	$700	0%
Advertising And Publications	100-1300-2220	$7,000	$7,213	$8,000	14.3%
Office Supplies And Materials	100-1300-2250	$2,000	$1,396	$2,500	25%
Software Purchases	100-1300-2260	$9,000	$0	$6,400	-28.9%
Software Maintenance	100-1300-2265	$6,200	$0	$15,400	148.4%
Computer Hardware Purchases	100-1300-2270	$0	$0	$1,300	N/A
Insurance, Bonds	100-1300-2500	$100	$0	$100	0%
Conferences	100-1300-2550	$1,000	$0	$1,000	0%
Training & Education	100-1300-2560	$3,800	$4,241	$4,500	18.4%
Professional/Specialized Serv	100-1300-2710	$10,000	$5,890	$12,000	20%
Total Operating Supplies & Services:		**$39,800**	**$19,570**	**$51,900**	**30.4%**
Internal Service Charges					
City Attorney	100-1300-3612	$9,900	$8,250	$6,400	-35.4%

Name	Account ID	FY2022 Amended	FY2022 Actuals	FY2023 CM Recommended	FY2022 Amended vs. FY2023 CM Recommended (% Change)
It/Computers-Telephones	100-1300-3613	$13,100	$10,920	$14,600	11.5%
Liability Insurance	100-1300-3616	$11,100	$9,250	$12,300	10.8%
Facility Maintenance	100-1300-3680	$8,300	$6,920	$9,500	14.5%
Total Internal Service Charges:		**$42,400**	**$35,340**	**$42,800**	**0.9%**
Total General Administration Fund:		**$516,000**	**$358,558**	**$564,900**	**9.5%**

Expenditures by Expense Type

2023 Budgeted Expenditures by Expense Type

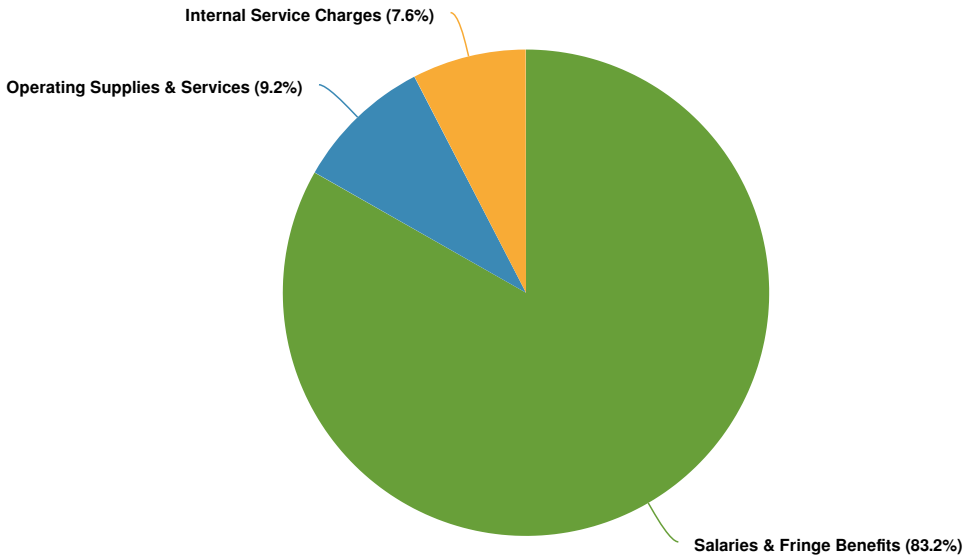

Elections

The City Clerk facilitates all City elections. Through the Elections Program, the City Clerk identifies the best practices and techniques to ensure transparency in funding the election process.

PROGRAM OBJECTIVES

- Achieve accessibility and equal participation for the District Election.
- Practice a fair and transparent election, consolidating with the County of Riverside ROV.

Expenditures Summary

The City started program-based budgeting beginning in FY2022. Department budgets were allocated to programs, which is reflected in the budgeted data for FY2022 and FY2023. Historical data for FY2018 to FY2021 is reflected at the Department level.

$82,400 **$32,400**
(64.80% vs. prior year)

Elections Proposed and Historical Budget vs. Actual

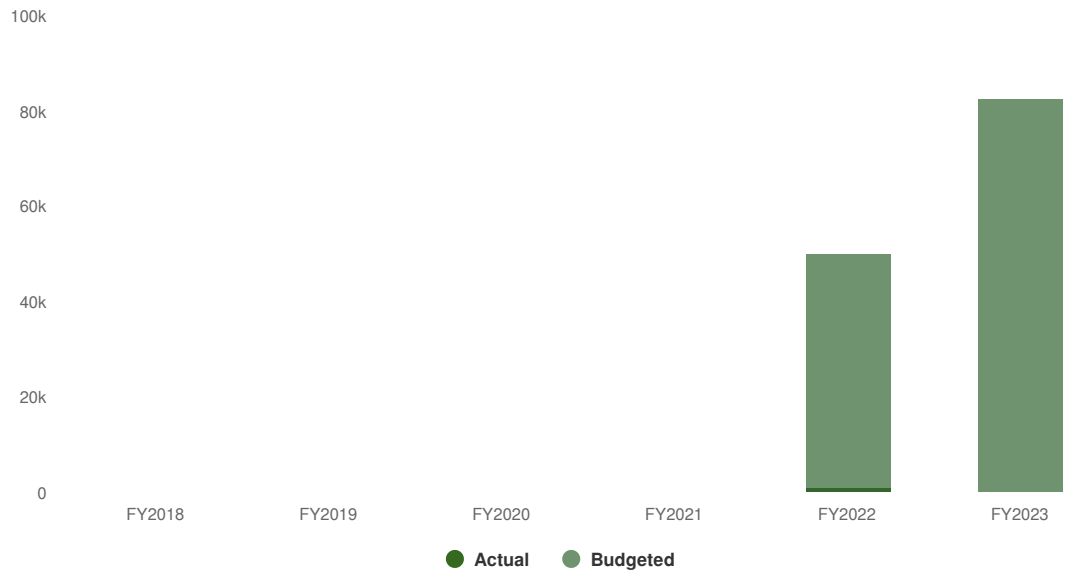

Expenditures by Fund

2023 Expenditures by Fund

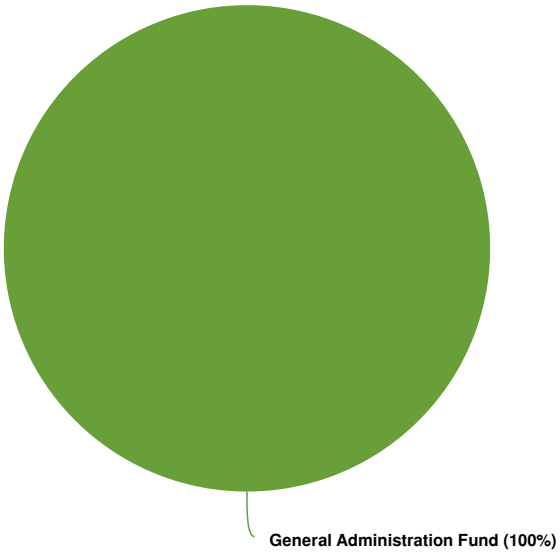

Budgeted and Historical Expenditures by Fund

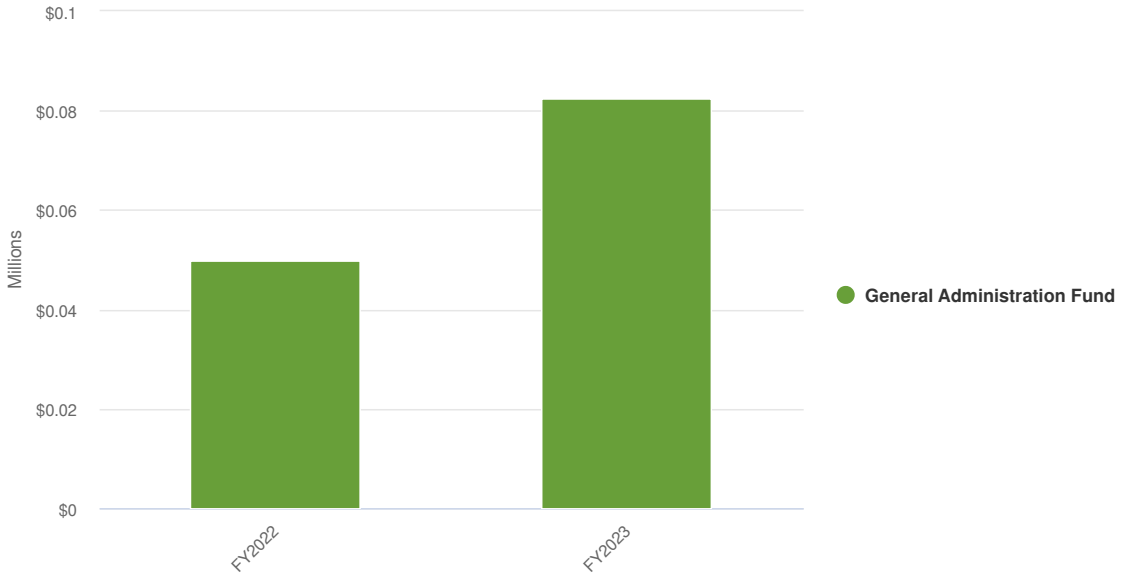

NOTE: The FY2022 Amended Budget and FY2022 Actuals are as of April 30, 2022.

Name	Account ID	FY2022 Amended	FY2022 Actuals	FY2023 CM Recommended	FY2022 Amended vs. FY2023 CM Recommended (% Change)
General Administration Fund					
Operating Supplies & Services					

Name	Account ID	FY2022 Amended	FY2022 Actuals	FY2023 CM Recommended	FY2022 Amended vs. FY2023 CM Recommended (% Change)
Advertising And Publications	100-1301-2220	$1,200	$682	$1,200	0%
Office Supplies And Materials	100-1301-2250	$800	$221	$1,200	50%
Professional/Specialized Serv	100-1301-2710	$48,000	$0	$80,000	66.7%
Total Operating Supplies & Services:		**$50,000**	**$902**	**$82,400**	**64.8%**
Total General Administration Fund:		**$50,000**	**$902**	**$82,400**	**64.8%**

Expenditures by Expense Type

2023 Budgeted Expenditures by Expense Type

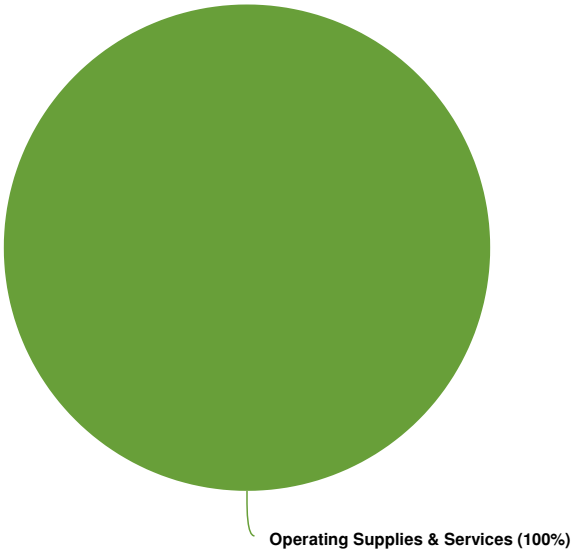

City Clerk Records Management

The Records Management Program facilitates the retention and accessibility of historical City documents. The City Clerk will ensure the best record management practices are employed to comply with local and state document retention regulations.

PROGRAM OBJECTIVES

- Meet local and state document guidelines.
- Make public documents easily accessible to the public.

Expenditures Summary

The City started program-based budgeting beginning in FY2022. Department budgets were allocated to programs, which is reflected in the budgeted data for FY2022 and FY2023. Historical data for FY2018 to FY2021 is reflected at the Department level.

$10,000 **$0**
(0.00% vs. prior year)

City Clerk Records Management Proposed and Historical Budget vs. Actual

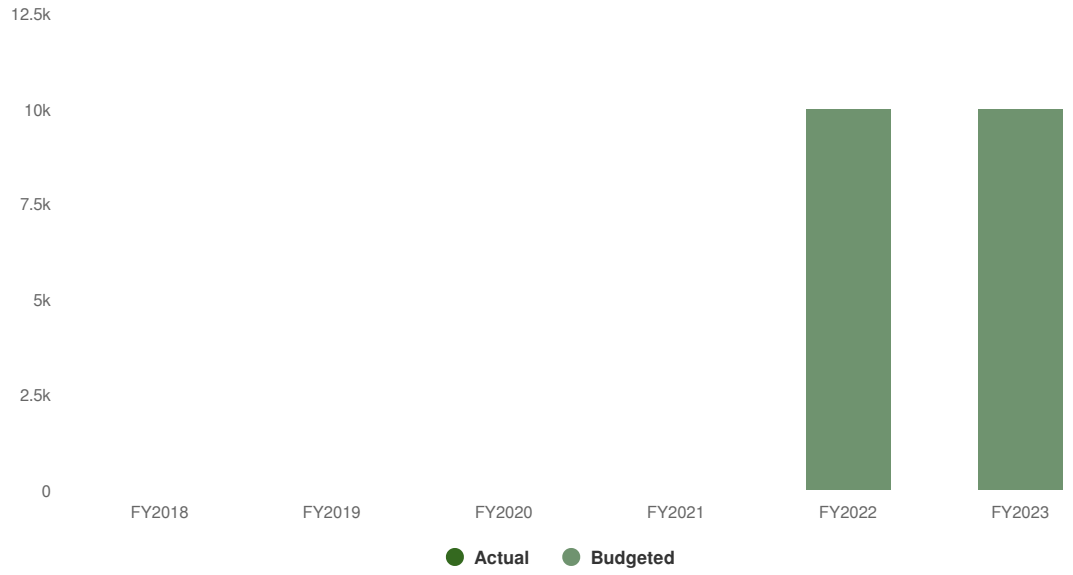

Expenditures by Fund

2023 Expenditures by Fund

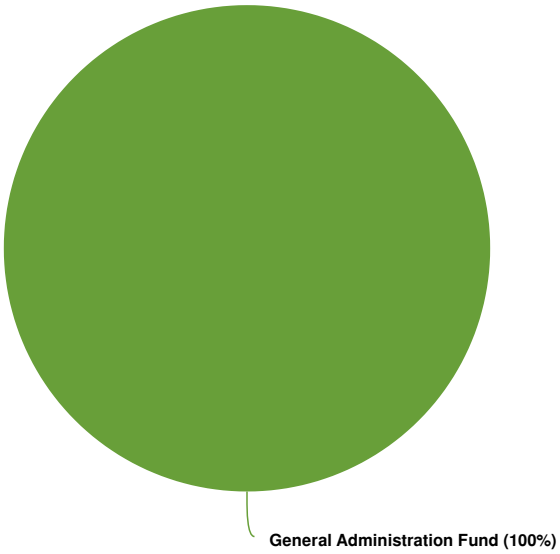

Budgeted and Historical Expenditures by Fund

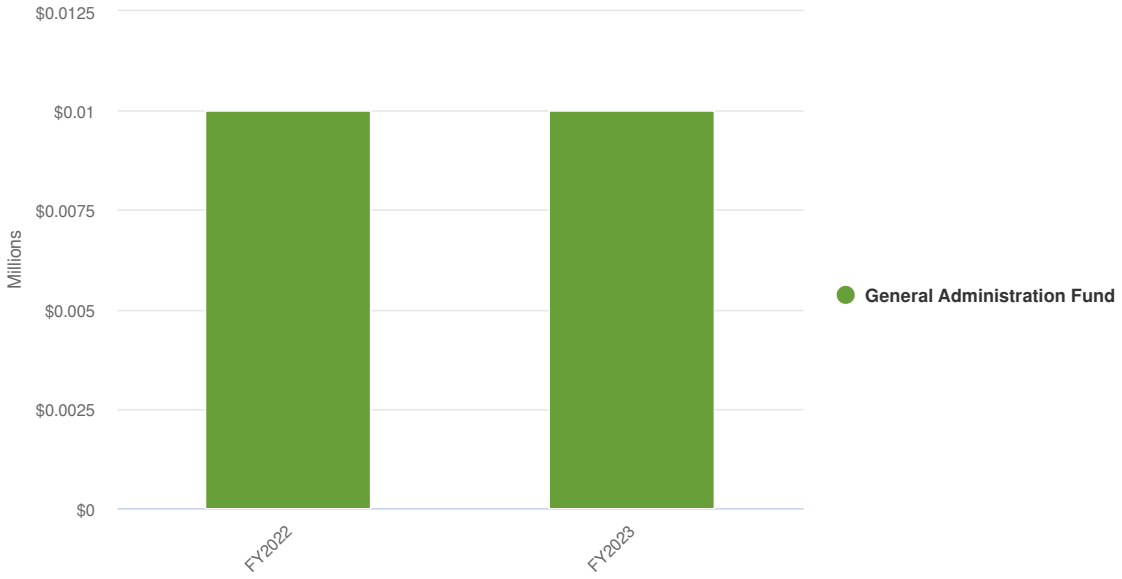

NOTE: The FY2022 Amended Budget and FY2022 Actuals are as of April 30, 2022.

Name	Account ID	FY2022 Amended	FY2022 Actuals	FY2023 CM Recommended	FY2022 Amended vs. FY2023 CM Recommended (% Change)
General Administration Fund					
Operating Supplies & Services					

Name	Account ID	FY2022 Amended	FY2022 Actuals	FY2023 CM Recommended	FY2022 Amended vs. FY2023 CM Recommended (% Change)
Professional/Specialized Serv	100-1302-2710	$10,000	$0	$10,000	0%
Total Operating Supplies & Services:		**$10,000**	**$0**	**$10,000**	**0%**
Total General Administration Fund:		**$10,000**	**$0**	**$10,000**	**0%**

Expenditures by Expense Type

2023 Budgeted Expenditures by Expense Type

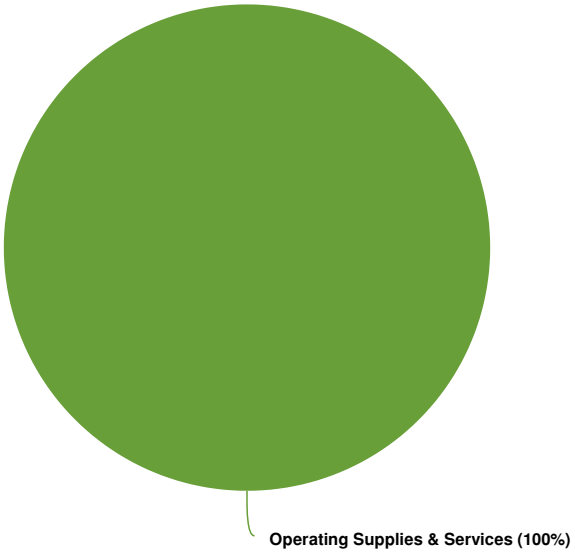

Finance

Lorena Rocha
Finance Director

The Finance Department is responsible for the City's financial planning (budgeting); accounting for the City's resources; accurate reporting of the City's financial position; and management and control of all the City's financial activities.

PROGRAMS:

1. Administration
2. General Accounting
3. Procurement
4. Payroll
5. Utility Billing

Expenditures Summary

$1,263,900 **$58,950**
(4.89% vs. prior year)

Finance Proposed and Historical Budget vs. Actual

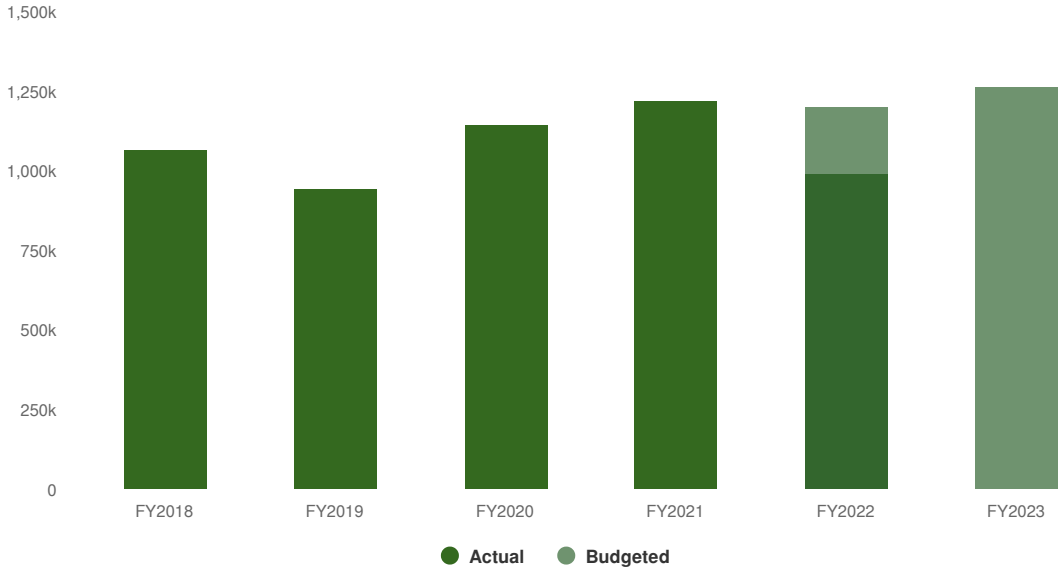

Expenditures by Fund

2023 Expenditures by Fund

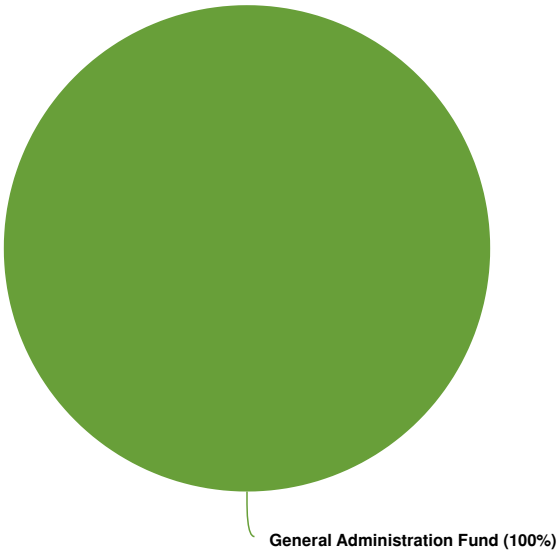

Budgeted and Historical Expenditures by Fund

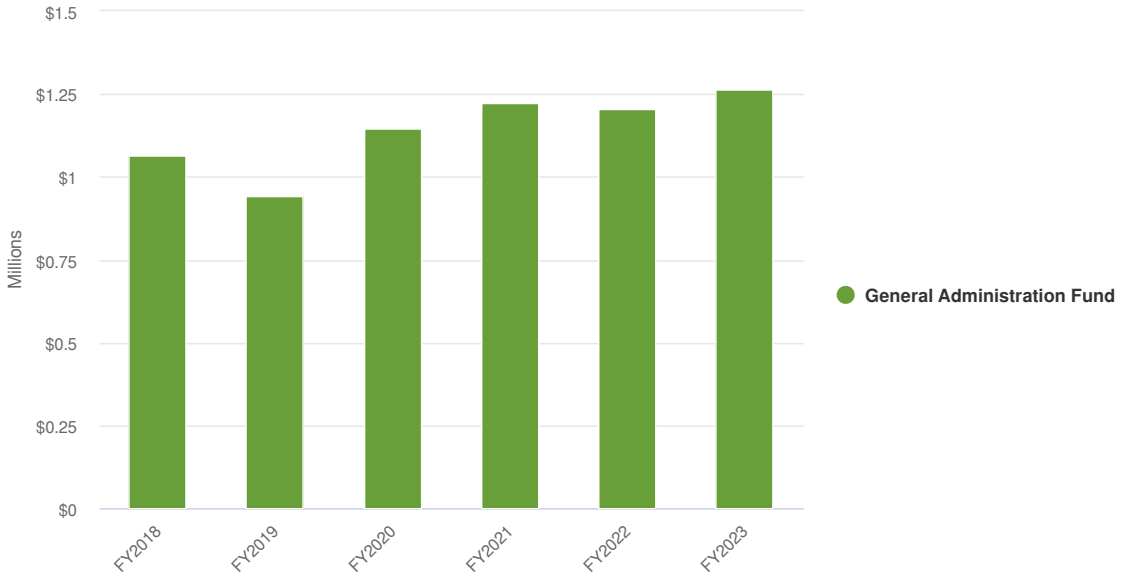

NOTE: The FY2022 Amended Budget and FY2022 Actuals are as of April 30, 2022.

Name	FY2022 Amended	FY2022 Actuals	FY2023 CM Recommended	FY2022 Amended vs. FY2023 CM Recommended (% Change)
General Administration Fund				
Salaries & Fringe Benefits	$822,850	$643,435	$876,500	6.5%

Name	FY2022 Amended	FY2022 Actuals	FY2023 CM Recommended	FY2022 Amended vs. FY2023 CM Recommended (% Change)
Operating Supplies & Services	$205,200	$199,927	$236,400	15.2%
Internal Service Charges	$176,900	$147,410	$151,000	-14.6%
Total General Administration Fund:	**$1,204,950**	**$990,773**	**$1,263,900**	**4.9%**

Expenditures by Program

2023 Budgeted Expenditures by Program

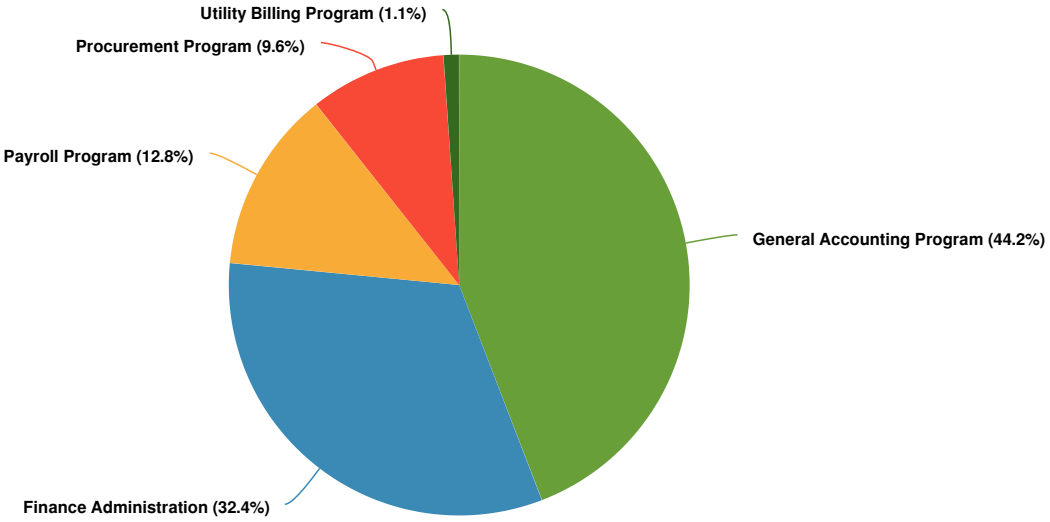

Expenditures by Expense Type

2023 Budgeted Expenditures by Expense Type

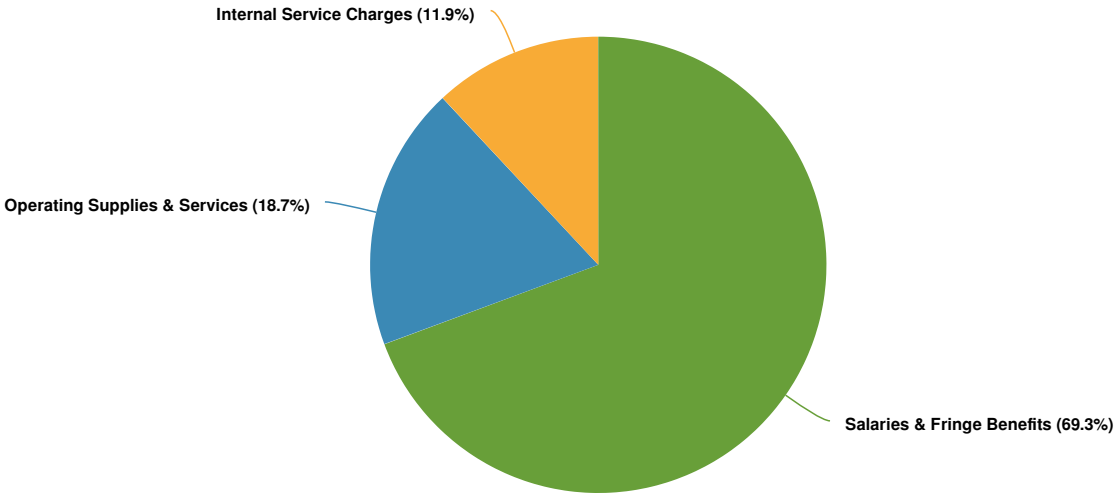

Budgeted and Historical Expenditures by Expense Type

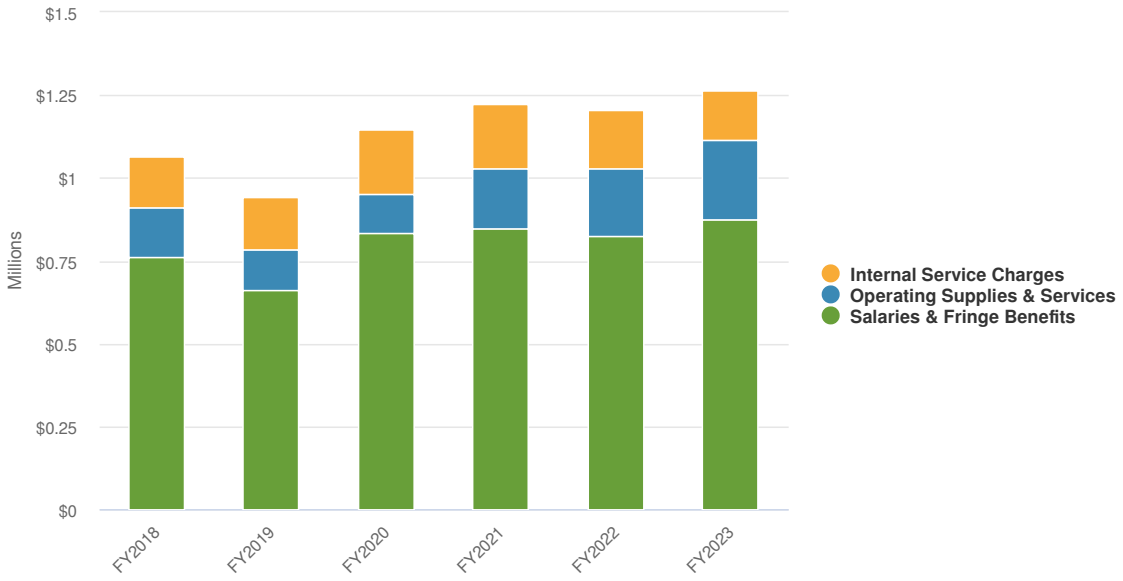

Organizational Chart

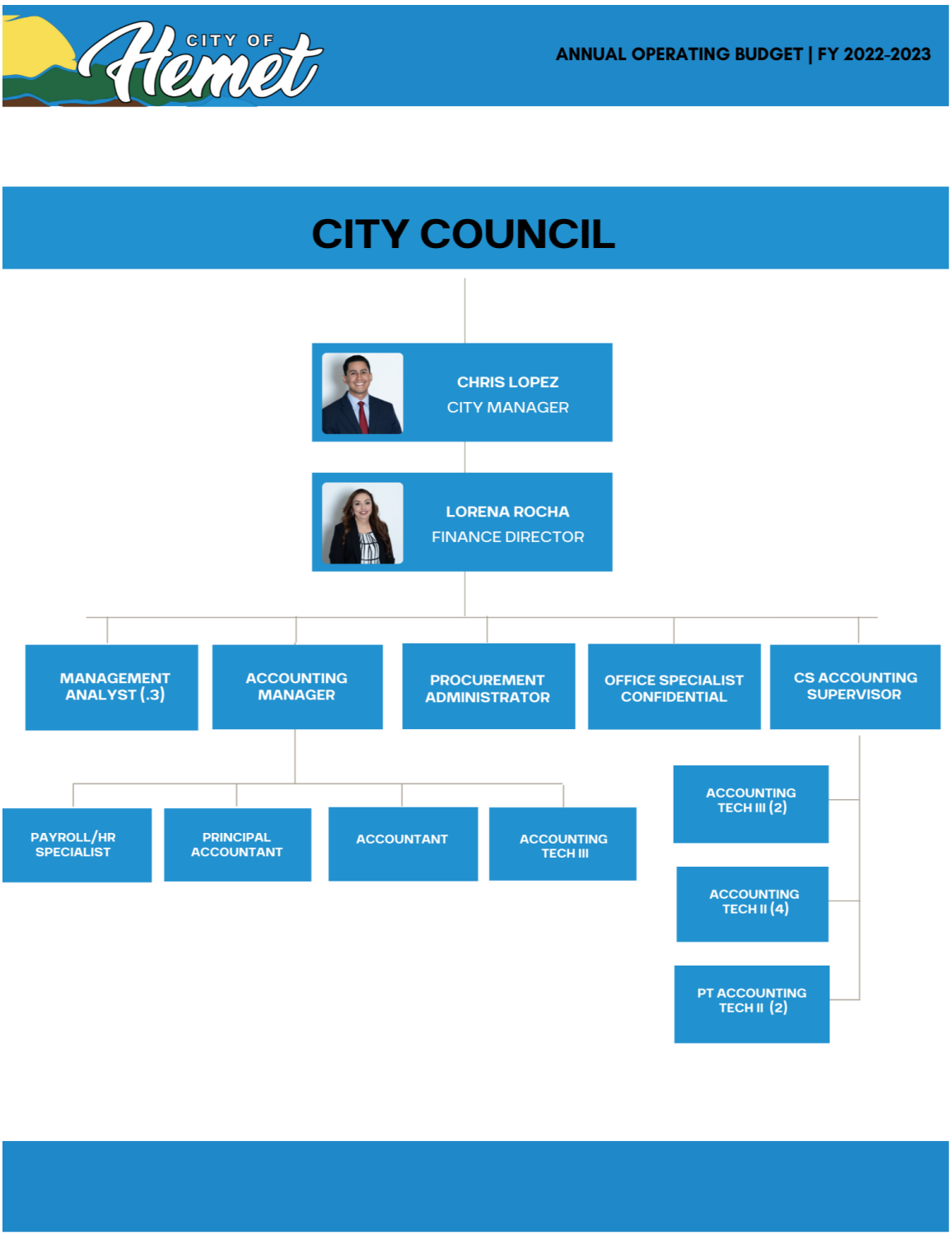

Finance Administration

The Administration Program manages oversight of all finance functions to ensure good customer service is provided for all departments and divisions.

PROGRAM OBJECTIVES

- Meet Government Accounting Standards Board Standards (GASB) of accounting.
- Achieve timely annual Comprehensive Financial Reports with no findings.
- Effectively oversee the annual budget preparation, forecasting, and monitoring.

Expenditures Summary

The City started program-based budgeting beginning in FY2022. Department budgets were allocated to programs, which is reflected in the budgeted data for FY2022 and FY2023. Historical data for FY2018 to FY2021 is reflected at the Department level.

$409,200 **-$130,100**
(-24.12% vs. prior year)

Finance Administration Proposed and Historical Budget vs. Actual

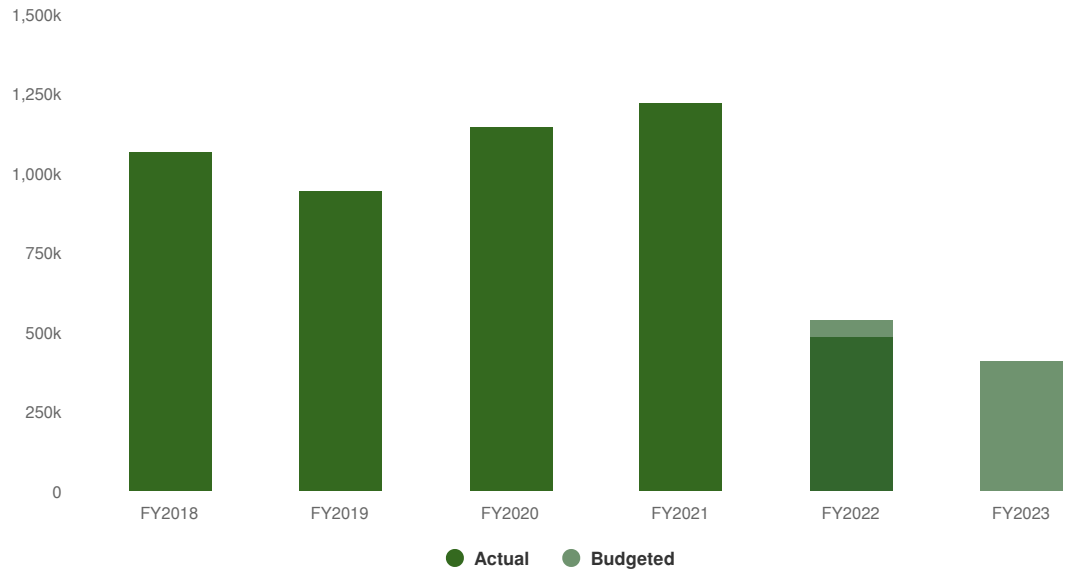

Expenditures by Fund

2023 Expenditures by Fund

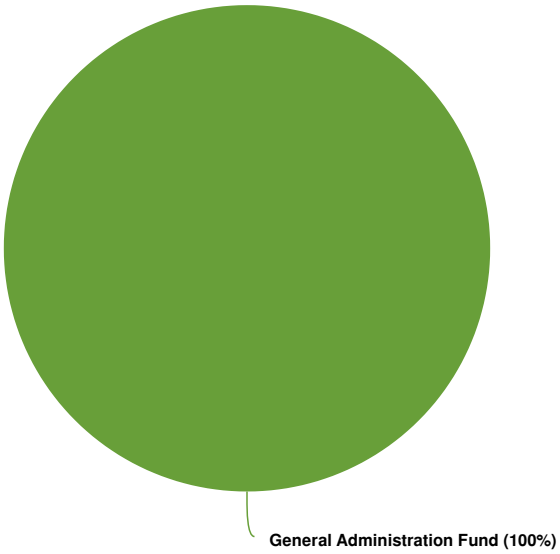

Budgeted and Historical Expenditures by Fund

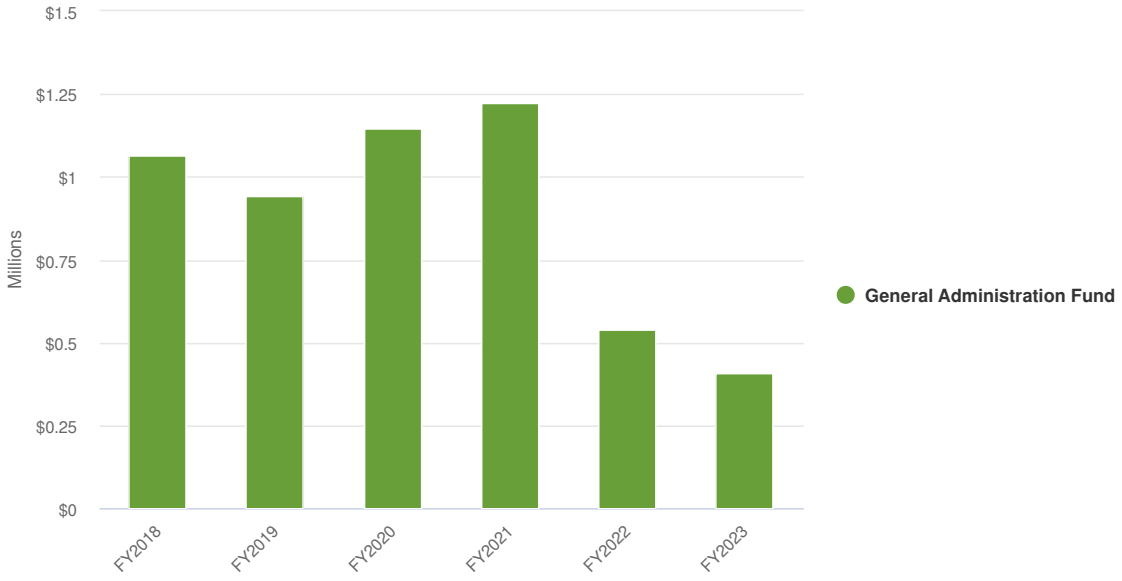

NOTE: The FY2022 Amended Budget and FY2022 Actuals are as of April 30, 2022.

Name	Account ID	FY2022 Amended	FY2022 Actuals	FY2023 CM Recommended	FY2022 Amended vs. FY2023 CM Recommended (% Change)
General Administration Fund					
Salaries & Fringe Benefits					

Name	Account ID	FY2022 Amended	FY2022 Actuals	FY2023 CM Recommended	FY2022 Amended vs. FY2023 CM Recommended (% Change)
Salaries & Wages	100-1400-1100	$65,600	$48,819	$80,000	22%
Salaries Part Time	100-1400-1200	$0	$3,994	$0	N/A
Temporary Agency Staff	100-1400-1250	$0	$2,155	$0	N/A
Salaries Overtime	100-1400-1300	$400	$134	$1,000	150%
Other Fringe Benefits	100-1400-1400	$700	$838	$3,600	414.3%
Pers Pension	100-1400-1405	$31,100	$25,652	$32,700	5.1%
Health Plans	100-1400-1410	$6,200	$5,228	$9,400	51.6%
Workers Comp Contribution	100-1400-1415	$28,500	$23,750	$4,200	-85.3%
Special Pay	100-1400-1420	$3,000	$1,664	$7,800	160%
Pto + Holiday	100-1400-1425	$0	$0	$9,700	N/A
Unemployment Benefits	100-1400-1430	$500	$420	$500	0%
Retiree Medical Premiums	100-1400-1450	$104,600	$87,170	$18,600	-82.2%
Total Salaries & Fringe Benefits:		**$240,600**	**$199,823**	**$167,500**	**-30.4%**
Operating Supplies & Services					
Telephone/Communication	100-1400-2200	$1,300	$1,015	$1,300	0%
Advertising And Publications	100-1400-2220	$700	$685	$700	0%
Office Supplies And Materials	100-1400-2250	$7,300	$14,056	$11,200	53.4%
Software Maintenance	100-1400-2265	$42,900	$56,980	$62,900	46.6%
Contracts,Leases,Rents,& Taxes	100-1400-2400	$5,900	$1,810	$9,400	59.3%
Insurance, Bonds	100-1400-2500	$100	$0	$100	0%
Conferences	100-1400-2550	$1,000	$1,303	$2,600	160%
Training & Education	100-1400-2560	$1,400	$2,548	$1,200	-14.3%
Professional/Specialized Serv	100-1400-2710	$61,000	$57,995	$0	-100%
Printing Services	100-1400-2714	$200	$141	$1,300	550%
Total Operating Supplies & Services:		**$121,800**	**$136,532**	**$90,700**	**-25.5%**

Name	Account ID	FY2022 Amended	FY2022 Actuals	FY2023 CM Recommended	FY2022 Amended vs. FY2023 CM Recommended (% Change)
Internal Service Charges					
City Attorney	100-1400-3612	$25,200	$21,000	$14,900	-40.9%
It/Computers-Telephones	100-1400-3613	$96,100	$80,080	$76,700	-20.2%
Liability Insurance	100-1400-3616	$30,600	$25,500	$30,600	0%
Facility Maintenance	100-1400-3680	$25,000	$20,830	$28,800	15.2%
Total Internal Service Charges:		**$176,900**	**$147,410**	**$151,000**	**-14.6%**
Total General Administration Fund:		**$539,300**	**$483,765**	**$409,200**	**-24.1%**

Expenditures by Expense Type

2023 Budgeted Expenditures by Expense Type

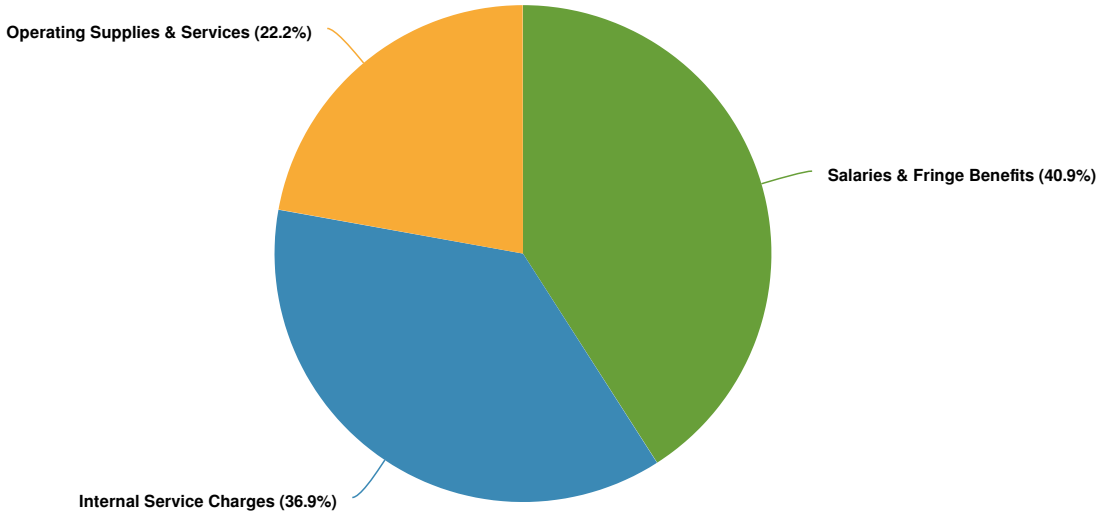

General Accounting

The Accounting Program is responsible for managing the City's finances in a clear and accurate manner.

PROGRAM OBJECTIVES

- Accurately post entries to General Ledger.
- Assist departments/divisions with budget adjustments.
- Assist departments/divisions in understanding budgets, expenditures, and revenues.
- Ensure all reporting requirements are met.
- Timely completion of the Annual Comprehensive Financial Reports.

Expenditures Summary

The City started program-based budgeting beginning in FY2022. Department budgets were allocated to programs, which is reflected in the budgeted data for FY2022 and FY2023. Historical data for FY2018 to FY2021 is reflected at the Department level.

$558,200 **$134,750**
(31.82% vs. prior year)

General Accounting Proposed and Historical Budget vs. Actual

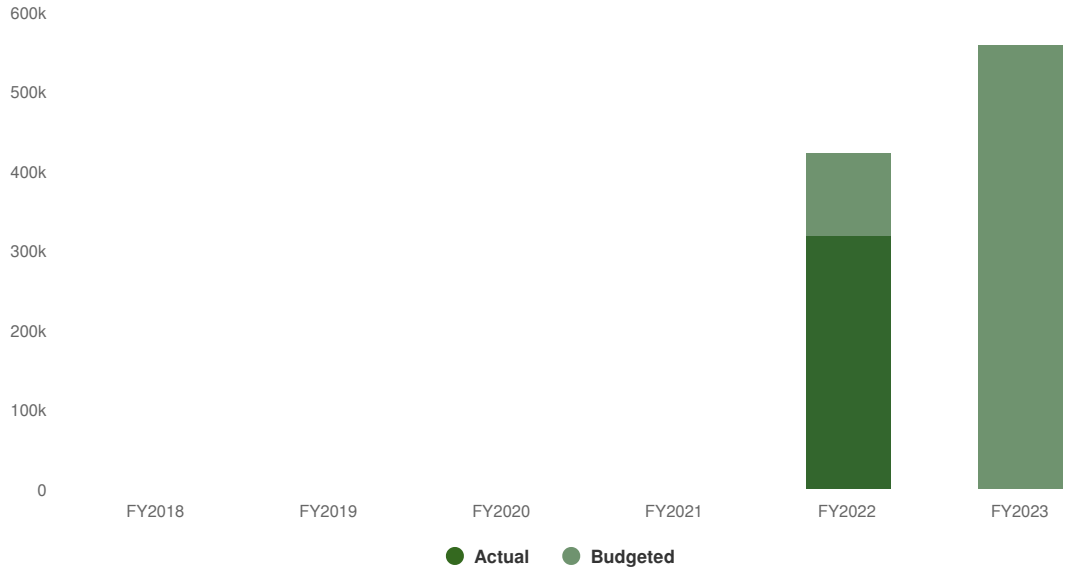

Expenditures by Fund

2023 Expenditures by Fund

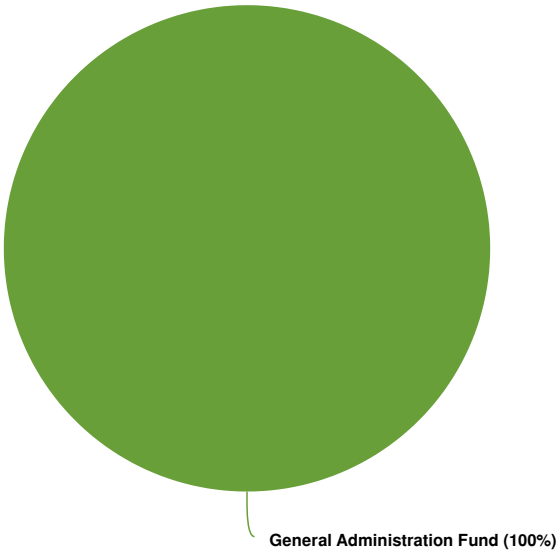

Budgeted and Historical Expenditures by Fund

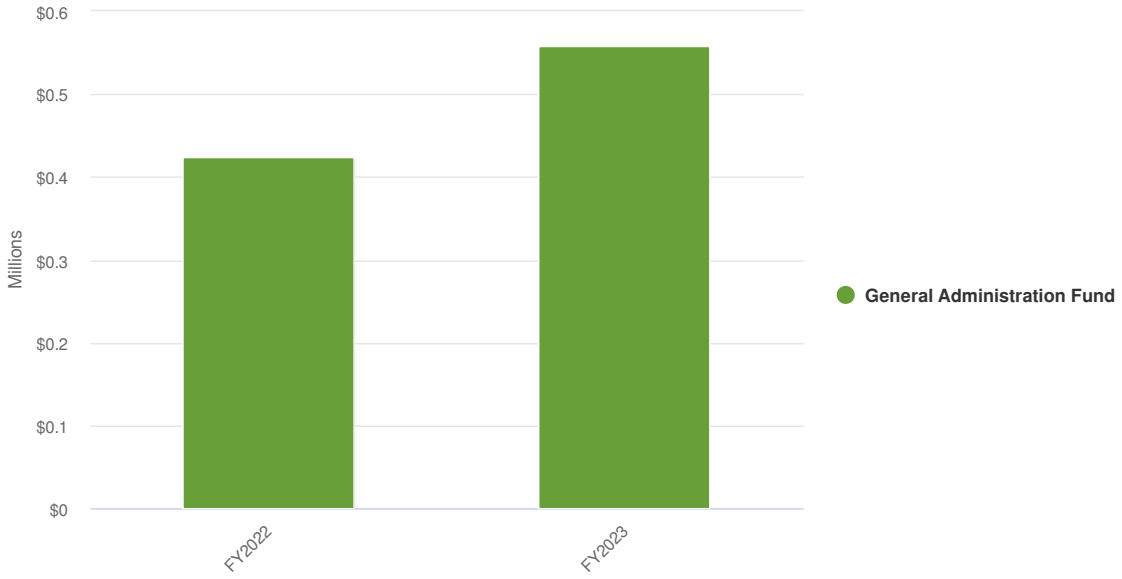

NOTE: The FY2022 Amended Budget and FY2022 Actuals are as of April 30, 2022.

Name	Account ID	FY2022 Amended	FY2022 Actuals	FY2023 CM Recommended	FY2022 Amended vs. FY2023 CM Recommended (% Change)
General Administration Fund					
Salaries & Fringe Benefits					

Name	Account ID	FY2022 Amended	FY2022 Actuals	FY2023 CM Recommended	FY2022 Amended vs. FY2023 CM Recommended (% Change)
Salaries & Wages	100-1401-1100	$211,800	$163,963	$228,300	7.8%
Salaries Overtime	100-1401-1300	$0	$23	$500	N/A
Other Fringe Benefits	100-1401-1400	$7,800	$9,668	$7,900	1.3%
Pers Pension	100-1401-1405	$83,600	$70,942	$82,300	-1.6%
Health Plans	100-1401-1410	$30,000	$14,733	$40,000	33.3%
Workers Comp Contribution	100-1401-1415	$0	$0	$13,200	N/A
Special Pay	100-1401-1420	$9,850	$5,031	$5,500	-44.2%
Pto + Holiday	100-1401-1425	$10,700	$6,527	$7,600	-29%
Retiree Medical Premiums	100-1401-1450	$0	$0	$58,400	N/A
Total Salaries & Fringe Benefits:		**$353,750**	**$270,887**	**$443,700**	**25.4%**
Operating Supplies & Services					
Office Supplies And Materials	100-1401-2250	$2,500	$2,745	$3,500	40%
Conferences	100-1401-2550	$500	$175	$2,000	300%
Training & Education	100-1401-2560	$1,500	$435	$1,500	0%
Professional/Specialized Serv	100-1401-2710	$62,500	$42,380	$107,500	72%
Printing Services	100-1401-2714	$2,700	$2,282	$0	-100%
Total Operating Supplies & Services:		**$69,700**	**$48,018**	**$114,500**	**64.3%**
Total General Administration Fund:		**$423,450**	**$318,905**	**$558,200**	**31.8%**

Expenditures by Expense Type

2023 Budgeted Expenditures by Expense Type

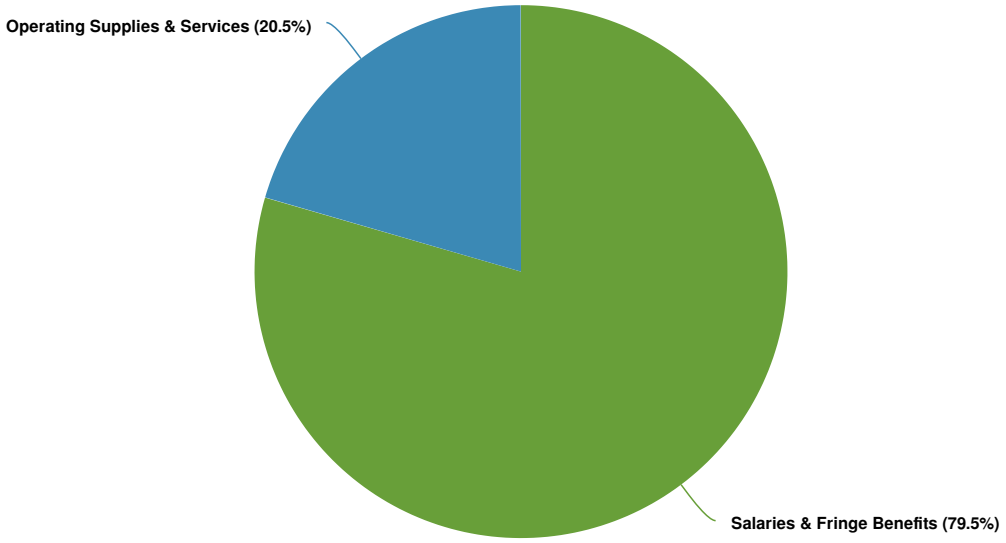

Procurement

The Procurement Program facilitates citywide purchasing and contracting.

PROGRAM OBJECTIVES

- Process Purchase Orders in an accurate and timely manner to ensure departments have what they need to provide service to the community.
- Ensure all purchases comply with Municipal code.
- Assist departments with contracts.
- Assist departments with Requests for Proposals.

Expenditures Summary

The City started program-based budgeting beginning in FY2022. Department budgets were allocated to programs, which is reflected in the budgeted data for FY2022 and FY2023. Historical data for FY2018 to FY2021 is reported at the Department level.

$121,000 **$26,400**
(27.91% vs. prior year)

Procurement Proposed and Historical Budget vs. Actual

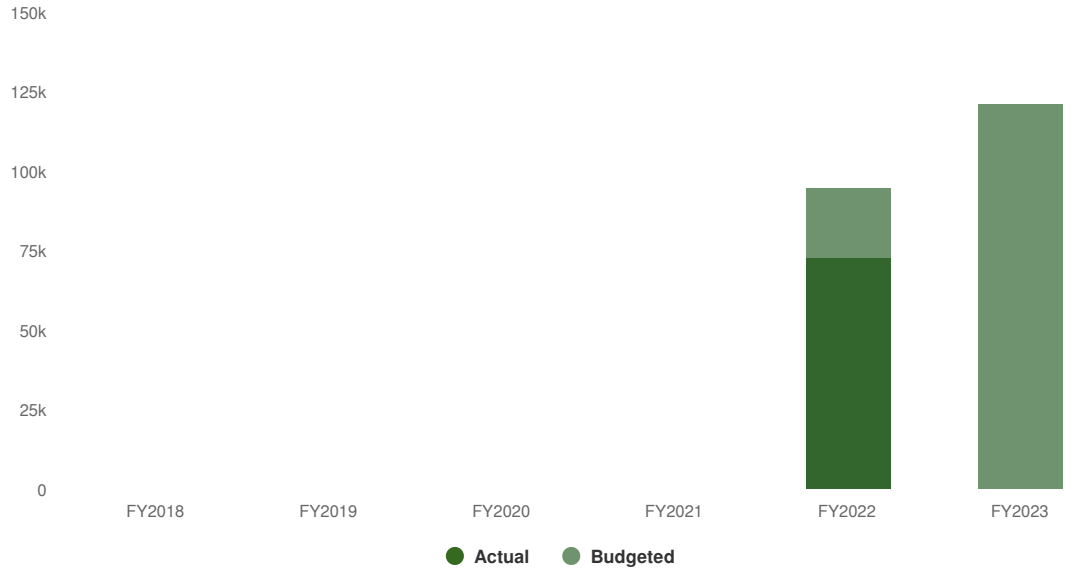

Expenditures by Fund

2023 Expenditures by Fund

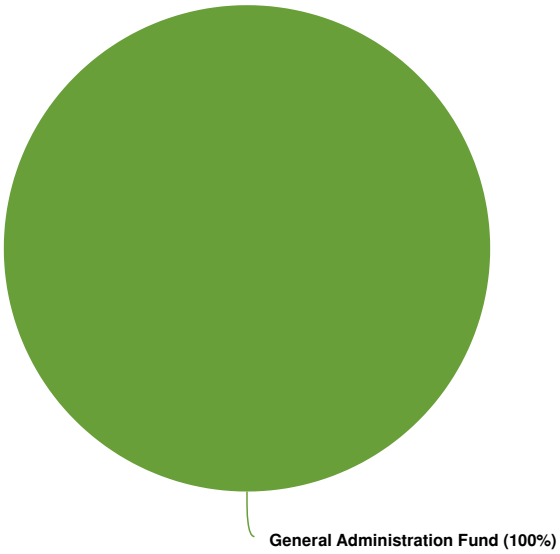

Budgeted and Historical Expenditures by Fund

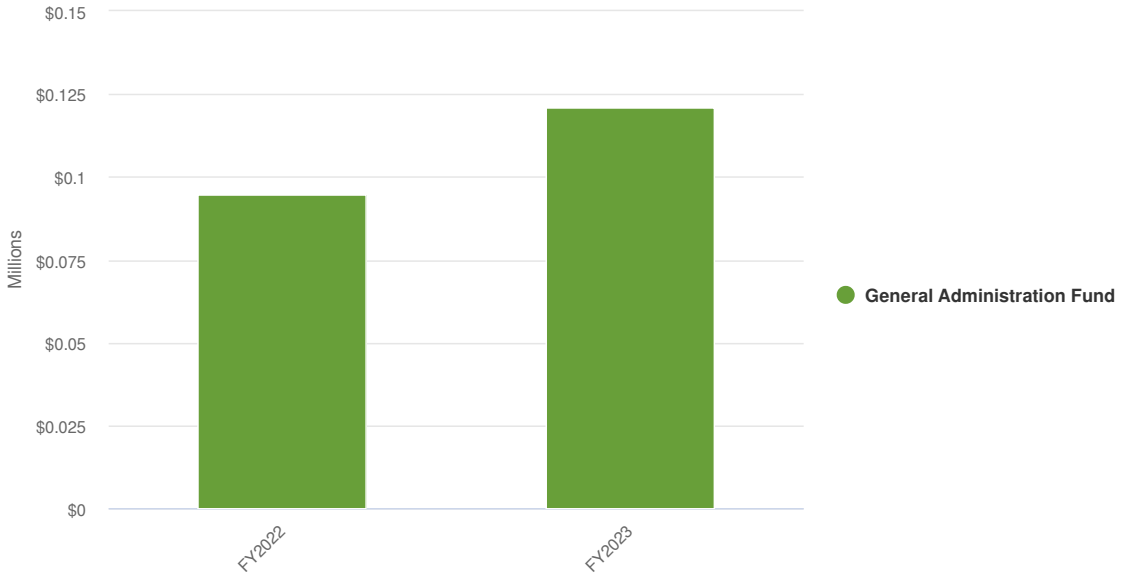

NOTE: The FY2022 Amended Budget and FY2022 Actuals are as of April 30, 2022.

Name	Account ID	FY2022 Amended	FY2022 Actuals	FY2023 CM Recommended	FY2022 Amended vs. FY2023 CM Recommended (% Change)
General Administration Fund					
Salaries & Fringe Benefits					

Name	Account ID	FY2022 Amended	FY2022 Actuals	FY2023 CM Recommended	FY2022 Amended vs. FY2023 CM Recommended (% Change)
Salaries & Wages	100-1402-1100	$48,100	$34,403	$50,600	5.2%
Other Fringe Benefits	100-1402-1400	$2,200	$2,023	$2,100	-4.5%
Pers Pension	100-1402-1405	$18,900	$14,726	$17,900	-5.3%
Health Plans	100-1402-1410	$8,600	$7,294	$8,600	0%
Workers Comp Contribution	100-1402-1415	$0	$0	$2,900	N/A
Special Pay	100-1402-1420	$700	$0	$700	0%
Pto + Holiday	100-1402-1425	$3,800	$0	$3,000	-21.1%
Retiree Medical Premiums	100-1402-1450	$0	$0	$13,100	N/A
Total Salaries & Fringe Benefits:		**$82,300**	**$58,446**	**$98,900**	**20.2%**
Operating Supplies & Services					
Telephone/Communications	100-1402-2200	$500	$360	$600	20%
Office Supplies And Materials	100-1402-2250	$0	$1,390	$500	N/A
Software Maintenance	100-1402-2265	$11,000	$11,305	$19,600	78.2%
Training & Education	100-1402-2560	$800	$1,256	$1,400	75%
Total Operating Supplies & Services:		**$12,300**	**$14,311**	**$22,100**	**79.7%**
Total General Administration Fund:		**$94,600**	**$72,757**	**$121,000**	**27.9%**

Expenditures by Expense Type

2023 Budgeted Expenditures by Expense Type

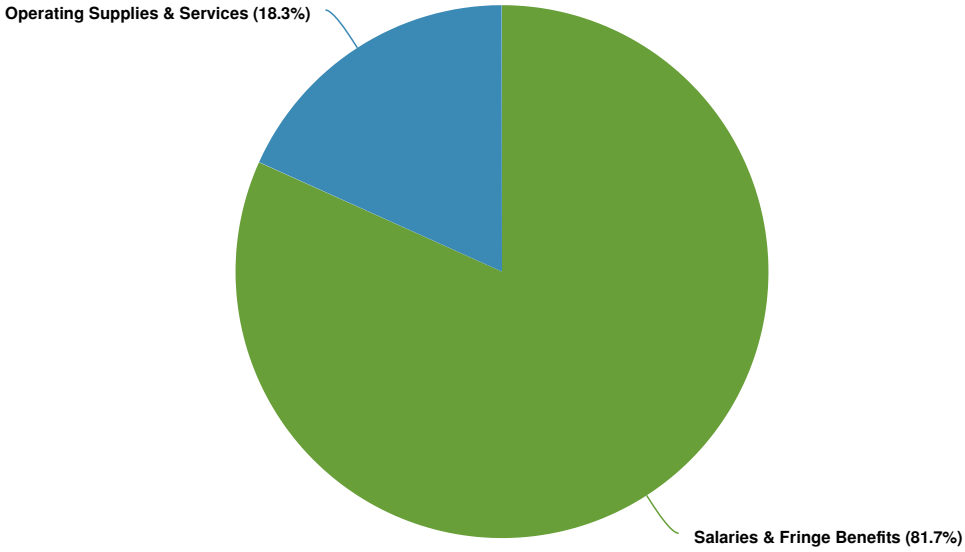

Payroll

The Payroll Program manages employee compensation.

PROGRAM OBJECTIVES

- Ensure all City employees are paid timely and accurately.
- Assist HR in tracking employee time off.
- Ensure all reporting requirements are met.

Expenditures Summary

The City started program-based budgeting beginning in FY2022. Department budgets were allocated to programs, which is reflected in the budgeted data for FY2022 and FY2023. Historical data for FY2018 to FY2021 is reported at the Department level.

$161,800 **$26,700**
(19.76% vs. prior year)

Payroll Proposed and Historical Budget vs. Actual

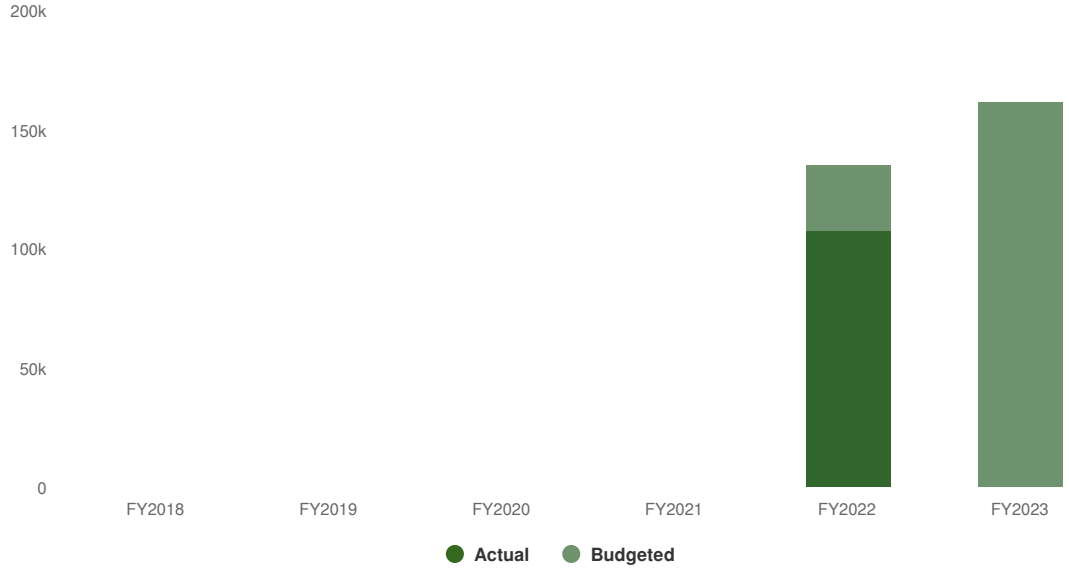

Expenditures by Fund

2023 Expenditures by Fund

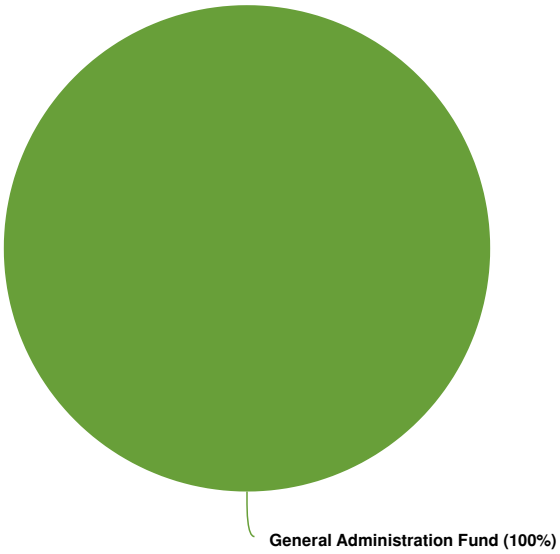

Budgeted and Historical Expenditures by Fund

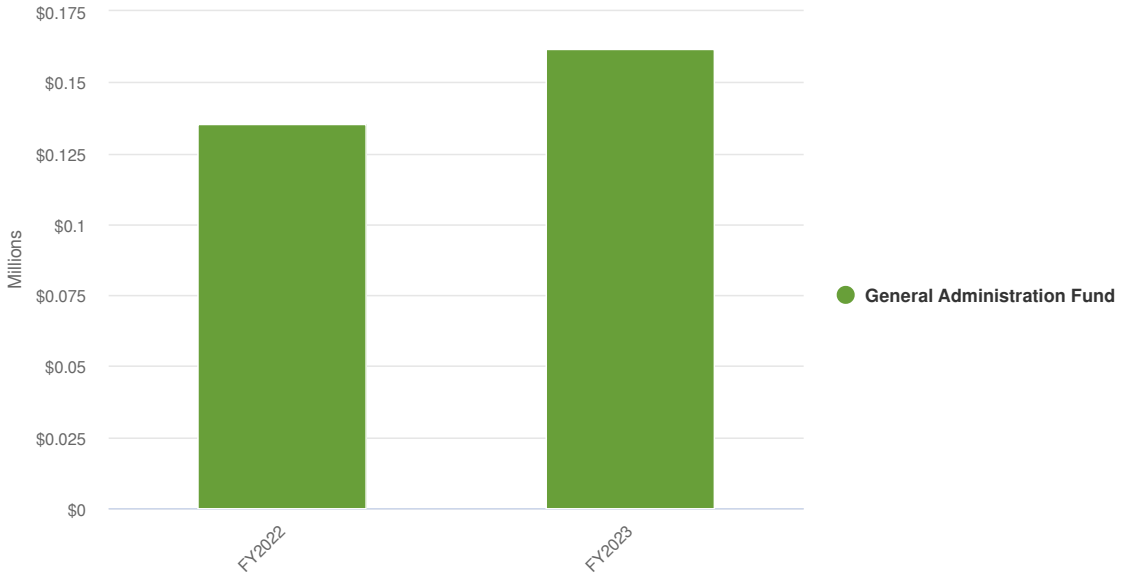

NOTE: The FY2022 Amended Budget and FY2022 Actuals are as of April 30, 2022.

Name	Account ID	FY2022 Amended	FY2022 Actuals	FY2023 CM Recommended	FY2022 Amended vs. FY2023 CM Recommended (% Change)
General Administration Fund					
Salaries & Fringe Benefits					

Name	Account ID	FY2022 Amended	FY2022 Actuals	FY2023 CM Recommended	FY2022 Amended vs. FY2023 CM Recommended (% Change)
Salaries & Wages	100-1403-1100	$74,400	$60,031	$82,100	10.3%
Salaries Overtime	100-1403-1300	$0	$0	$500	N/A
Other Fringe Benefits	100-1403-1400	$3,400	$4,916	$3,500	2.9%
Pers Pension	100-1403-1405	$29,200	$25,718	$29,000	-0.7%
Health Plans	100-1403-1410	$14,300	$10,710	$14,300	0%
Workers Comp Contribution	100-1403-1415	$0	$0	$4,700	N/A
Special Pay	100-1403-1420	$8,000	$5,000	$3,000	-62.5%
Pto + Holiday	100-1403-1425	$4,400	$0	$2,300	-47.7%
Retiree Medical Premiums	100-1403-1450	$0	$0	$20,800	N/A
Total Salaries & Fringe Benefits:		**$133,700**	**$106,374**	**$160,200**	**19.8%**
Operating Supplies & Services					
Office Supplies And Materials	100-1403-2250	$800	$674	$500	-37.5%
Training & Education	100-1403-2560	$400	$327	$1,100	175%
Printing Services	100-1403-2714	$200	$66	$0	-100%
Total Operating Supplies & Services:		**$1,400**	**$1,067**	**$1,600**	**14.3%**
Total General Administration Fund:		**$135,100**	**$107,441**	**$161,800**	**19.8%**

Expenditures by Expense Type

2023 Budgeted Expenditures by Expense Type

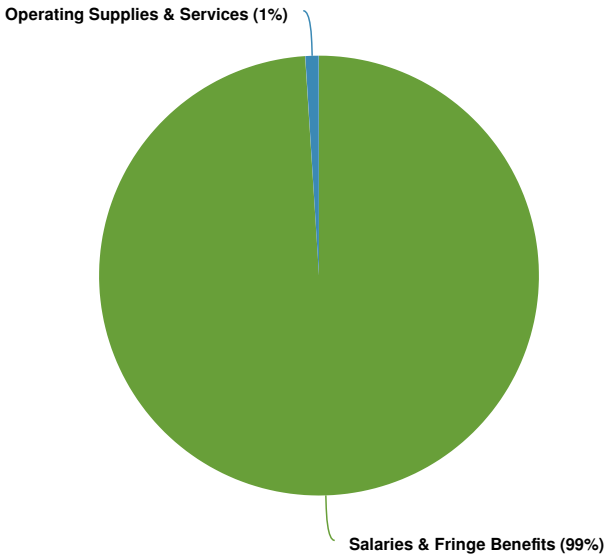

Utility Billing

Utility Billing oversees the charges and customer service for City provided water and sewer service.

PROGRAM OBJECTIVES

- Ensure Citizens have access to water services.
- Provide quality customer service to all residents.
- Process all payments to the City accurately, timely, and courteously.

Expenditures Summary

The City started program-based budgeting beginning in FY2022. Department budgets were allocated to programs, which is reflected in the budgeted data for FY2022 and FY2023. Historical data for FY2018 to FY2021 is reported at the Department level.

$13,700 **$1,200**
(9.60% vs. prior year)

Utility Billing Proposed and Historical Budget vs. Actual

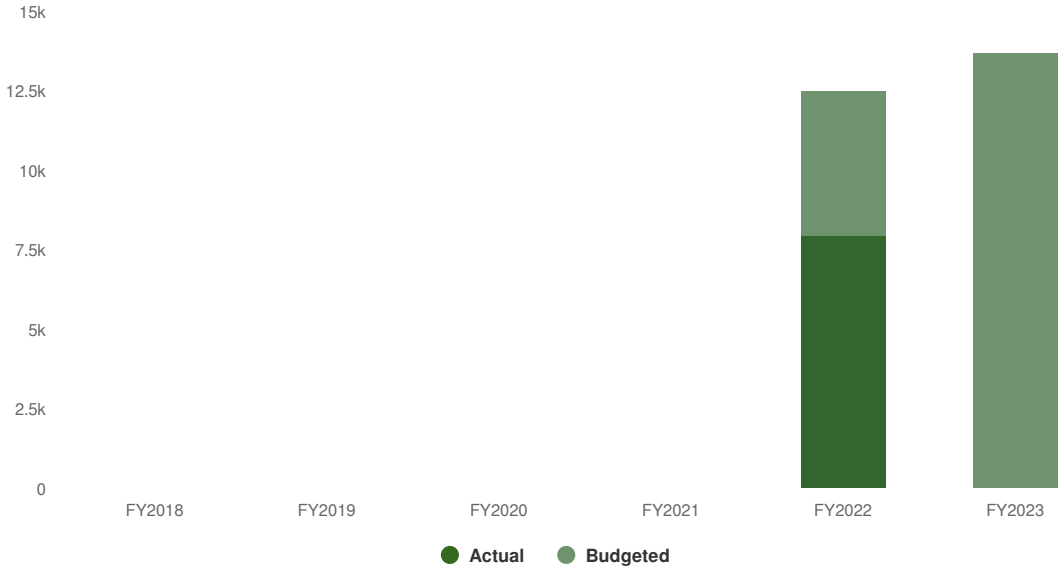

Expenditures by Fund

2023 Expenditures by Fund

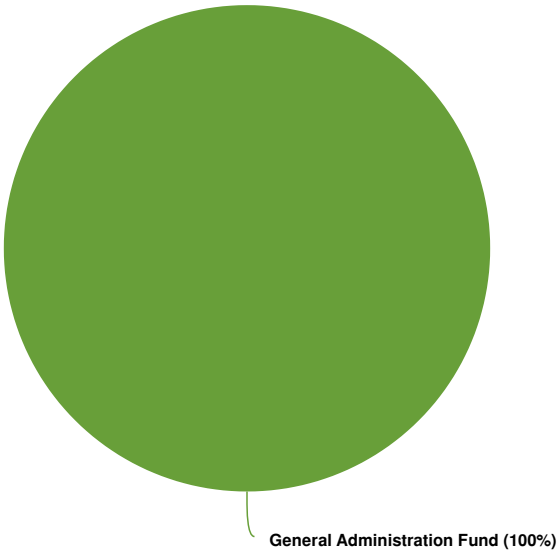

Budgeted and Historical Expenditures by Fund

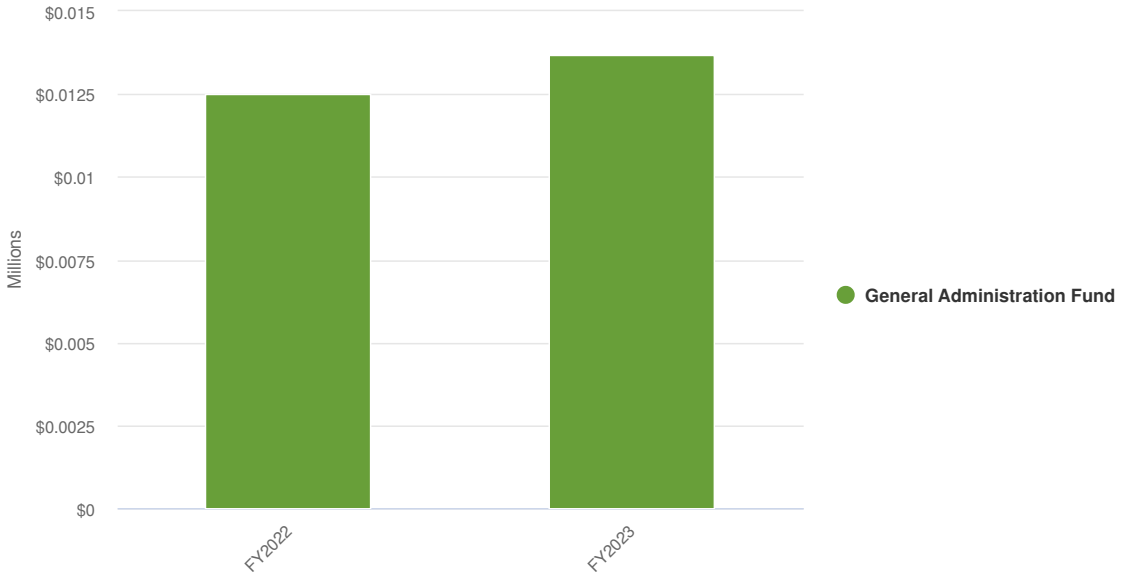

NOTE: The FY2022 Amended Budget and FY2022 Actuals are as of April 30, 2022.

Name	Account ID	FY2022 Amended	FY2022 Actuals	FY2023 CM Recommended	FY2022 Amended vs. FY2023 CM Recommended (% Change)
General Administration Fund					
Salaries & Fringe Benefits					

Name	Account ID	FY2022 Amended	FY2022 Actuals	FY2023 CM Recommended	FY2022 Amended vs. FY2023 CM Recommended (% Change)
Salaries & Wages	100-1404-1100	$6,700	$3,097	$2,700	-59.7%
Temporary Agency Staff	100-1404-1250	$0	$2,498	$0	N/A
Salaries Overtime	100-1404-1300	$1,000	$0	$0	-100%
Other Fringe Benefits	100-1404-1400	$200	$133	$100	-50%
Pers Pension	100-1404-1405	$2,600	$1,359	$1,000	-61.5%
Health Plans	100-1404-1410	$1,400	$714	$700	-50%
Workers Comp Contribution	100-1404-1415	$0	$0	$300	N/A
Special Pay	100-1404-1420	$200	$105	$0	-100%
Pto + Holiday	100-1404-1425	$400	$0	$100	-75%
Retiree Medical Premiums	100-1404-1450	$0	$0	$1,300	N/A
Total Salaries & Fringe Benefits:		**$12,500**	**$7,905**	**$6,200**	**-50.4%**
Operating Supplies & Services					
Utility Billing Postage	100-1404-2255	$0	$0	$5,500	N/A
Training & Education	100-1404-2560	$0	$0	$2,000	N/A
Total Operating Supplies & Services:		**$0**	**$0**	**$7,500**	**N/A**
Total General Administration Fund:		**$12,500**	**$7,905**	**$13,700**	**9.6%**

Expenditures by Expense Type

2023 Budgeted Expenditures by Expense Type

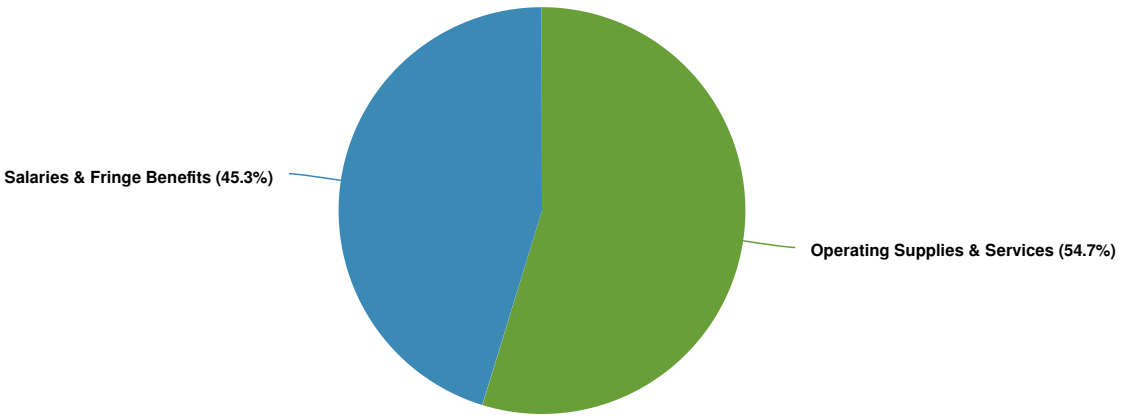

City Treasurer

Gladys "Sue" Savage
City Treasurer

Elected by the citizens of Hemet, the Treasurer serves in a ceremonial role, working in concert with the Finance Department. The Treasurer serves for a period of four years.

Expenditures Summary

$78,900 **-$10,400**
(-11.65% vs. prior year)

Treasurer Proposed and Historical Budget vs. Actual

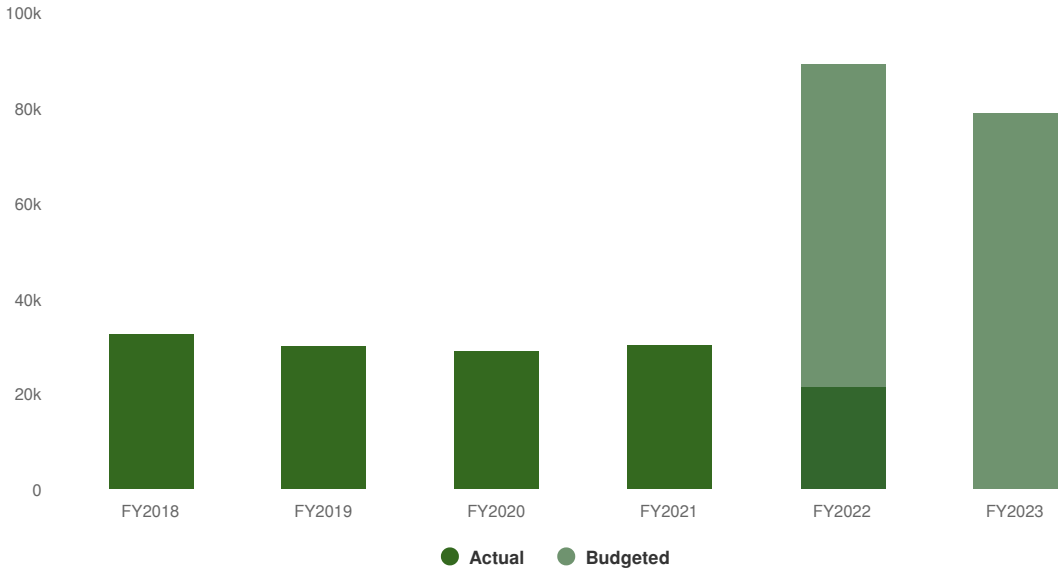

In FY2022, the City Council voted to hire an investment firm to manage the City's investment portfolio.

Expenditures by Fund

2023 Expenditures by Fund

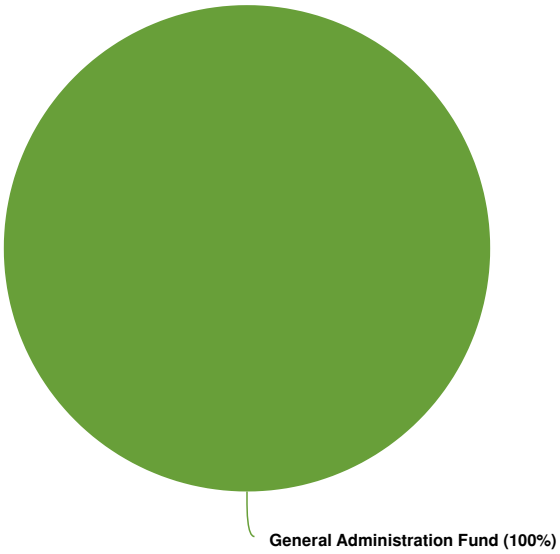

Budgeted and Historical Expenditures by Fund

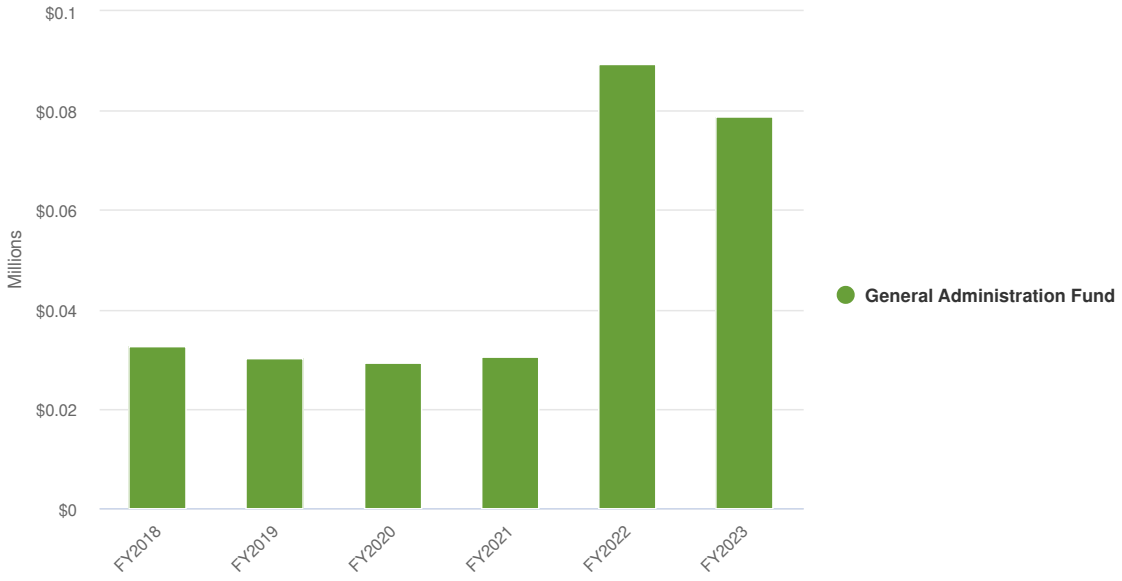

NOTE: The FY2022 Amended Budget and FY2022 Actuals are as of April 30, 2022.

Name	Account ID	FY2022 Amended	FY2022 Actuals	FY2023 CM Recommended	FY2022 Amended vs. FY2023 CM Recommended (% Change)
General Administration Fund					
Salaries & Fringe Benefits					

Name	Account ID	FY2022 Amended	FY2022 Actuals	FY2023 CM Recommended	FY2022 Amended vs. FY2023 CM Recommended (% Change)
Salaries Part Time	100-1500-1200	$7,700	$6,139	$7,700	0%
Other Fringe Benefits	100-1500-1400	$300	$256	$300	0%
Pers Pension	100-1500-1405	$3,800	$2,735	$3,800	0%
Workers Comp Contribution	100-1500-1415	$500	$420	$500	0%
Total Salaries & Fringe Benefits:		**$12,300**	**$9,550**	**$12,300**	**0%**
Operating Supplies & Services					
Telephone/Communications	100-1500-2200	$800	$500	$800	0%
Office Supplies And Materials	100-1500-2250	$100	$0	$0	-100%
Insurance, Bonds	100-1500-2500	$300	$252	$300	0%
Conferences	100-1500-2550	$1,800	$25	$0	-100%
Professional/Specialized Serv	100-1500-2710	$63,500	$2,625	$63,500	0%
Total Operating Supplies & Services:		**$66,500**	**$3,402**	**$64,600**	**-2.9%**
Internal Service Charges					
City Attorney	100-1500-3612	$800	$670	$700	-12.5%
It/Computers-Telephones	100-1500-3613	$4,400	$3,670	$0	-100%
Liability Insurance	100-1500-3616	$1,000	$830	$1,300	30%
Facility Maintenance	100-1500-3680	$4,300	$3,580	$0	-100%
Total Internal Service Charges:		**$10,500**	**$8,750**	**$2,000**	**-81%**
Total General Administration Fund:		**$89,300**	**$21,702**	**$78,900**	**-11.6%**

Expenditures by Program

2023 Budgeted Expenditures by Program

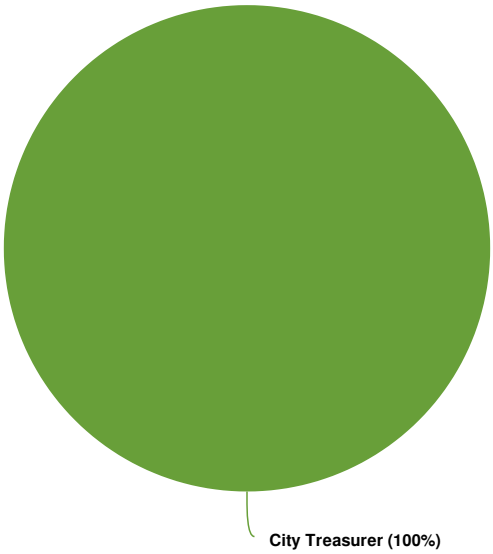

Expenditures by Expense Type

2023 Budgeted Expenditures by Expense Type

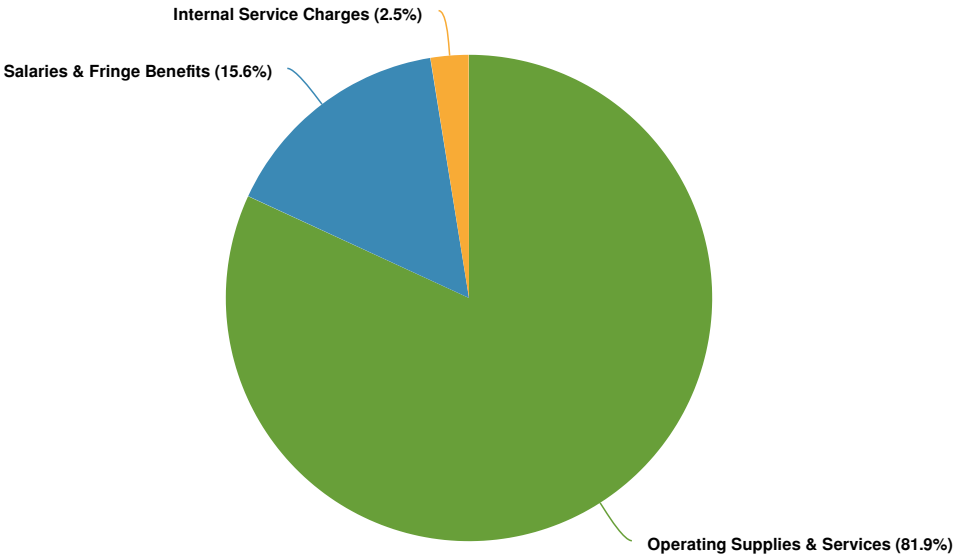

Budgeted and Historical Expenditures by Expense Type

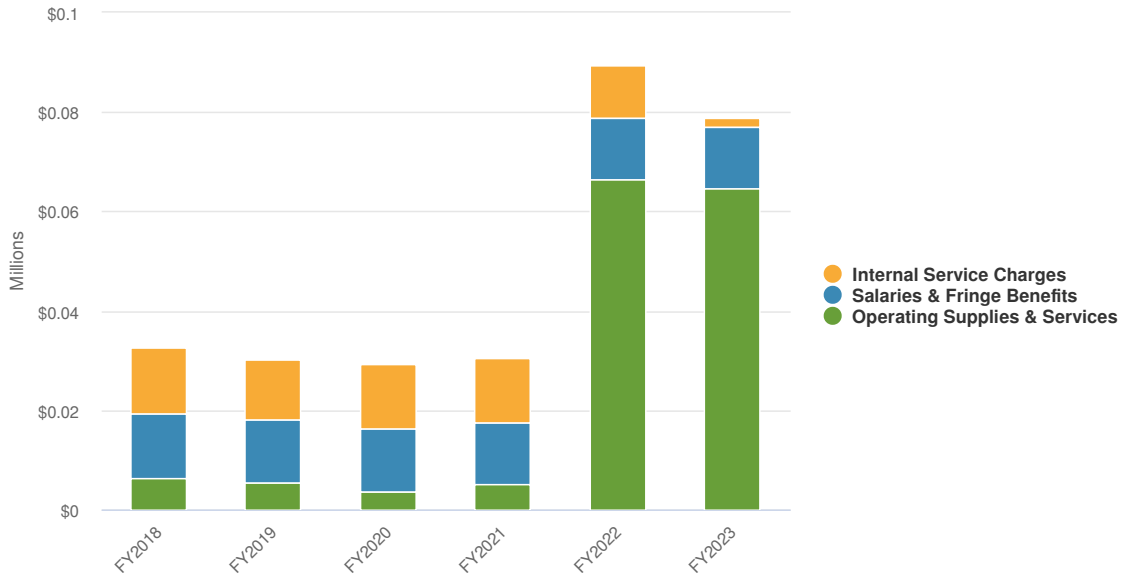

Beginning in FY2022, the City contracted with a private firm to manage investments.

Organizational Chart

ANNUAL OPERATING BUDGET | FY 2022-2023

CITIZENS OF HEMET

SUE SAVAGE
TREASURER

Human Resources

Norma Rangel
Human Resources Manager

The Human Resources Division provides human resources services for active employees, retirees and the public. Services include: Benefits Administration, Classification and Compensation, Employee Relations, Labor Relations, Recruitment and Selection and Safety and Workers' Compensation.

PROGRAMS:

1. Administration
2. Employee Appreciation
3. Employee Services

Expenditures Summary

$796,900 **$259,068**
(48.17% vs. prior year)

Human Resources Proposed and Historical Budget vs. Actual

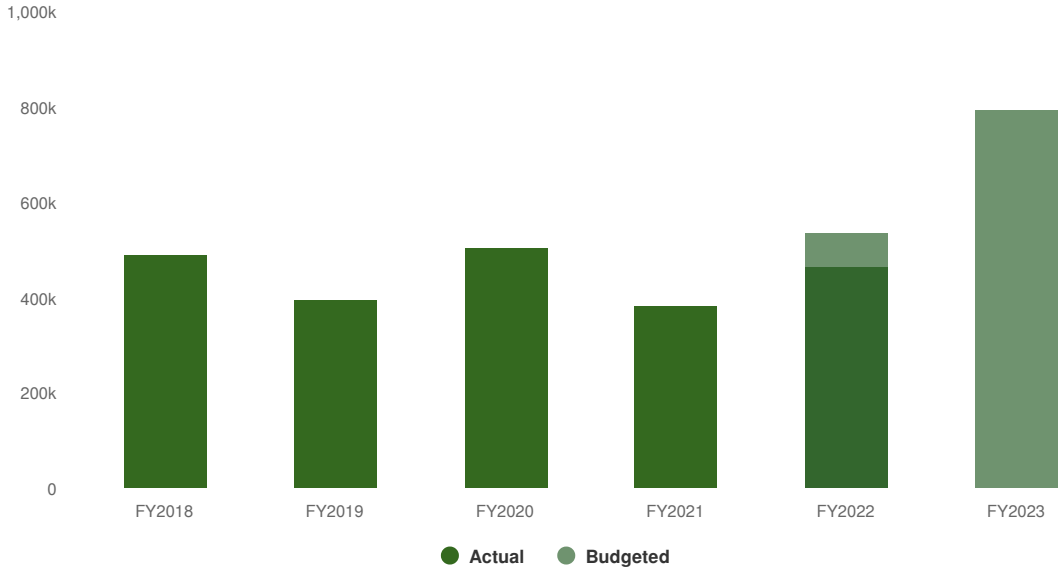

Expenditures by Fund

2023 Expenditures by Fund

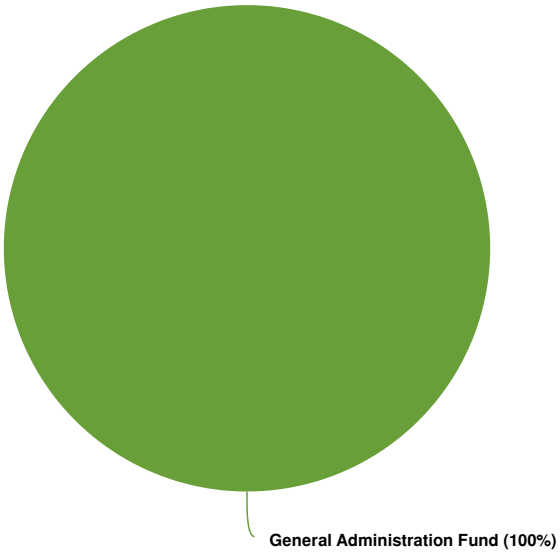

Budgeted and Historical Expenditures by Fund

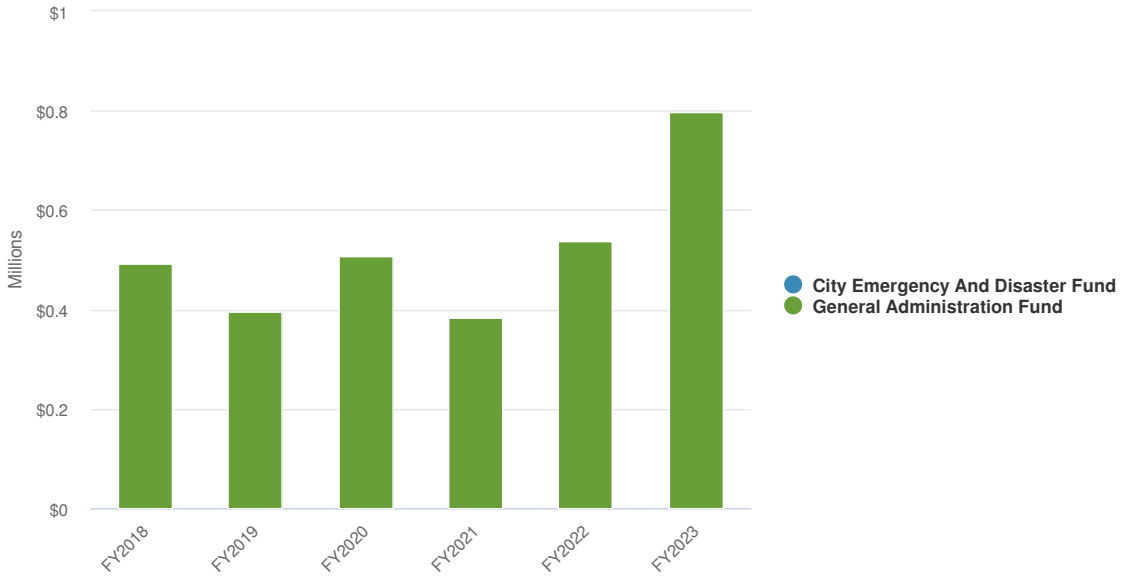

NOTE: The FY2022 Amended Budget and FY2022 Actuals are as of April 30, 2022.

Name	FY2022 Amended	FY2022 Actuals	FY2023 CM Recommended	FY2022 Amended vs. FY2023 CM Recommended (% Change)
General Administration Fund				
Salaries & Fringe Benefits	$321,521	$284,243	$336,500	4.7%

Name	FY2022 Amended	FY2022 Actuals	FY2023 CM Recommended	FY2022 Amended vs. FY2023 CM Recommended (% Change)
Operating Supplies & Services	$150,311	$126,195	$399,600	165.8%
Internal Service Charges	$66,000	$54,990	$60,800	-7.9%
Total General Administration Fund:	**$537,832**	**$465,428**	**$796,900**	**48.2%**

Expenditures by Program

2023 Budgeted Expenditures by Program

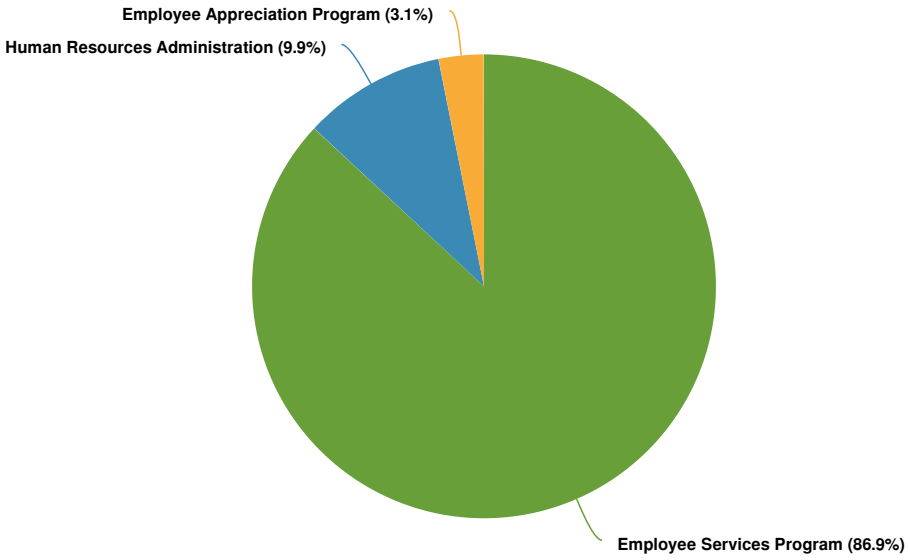

Expenditures by Expense Type

2023 Budgeted Expenditures by Expense Type

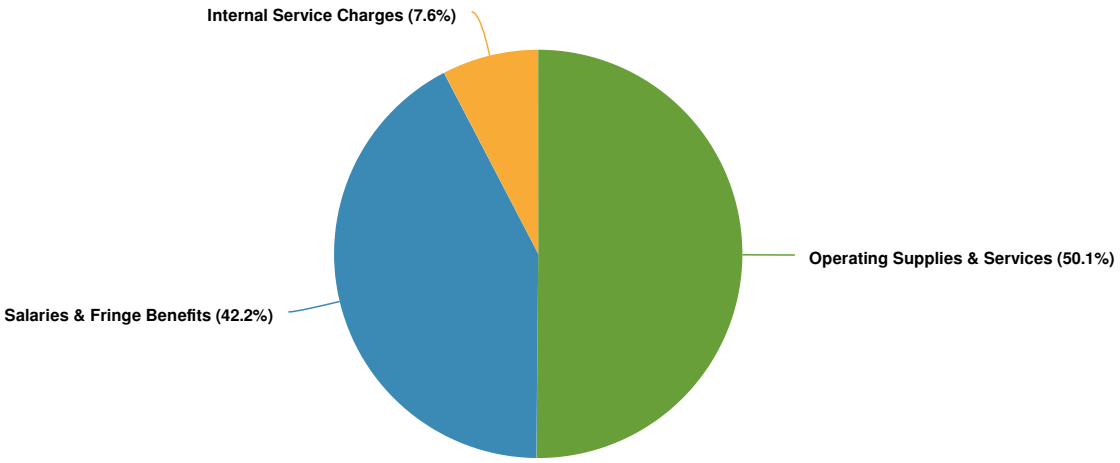

Budgeted and Historical Expenditures by Expense Type

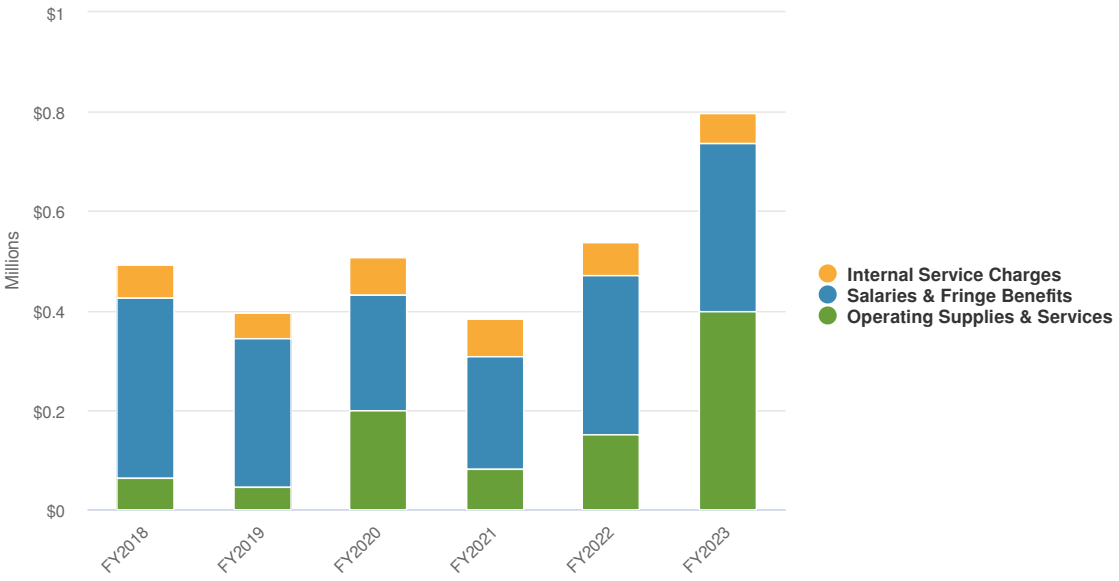

Organizational Chart

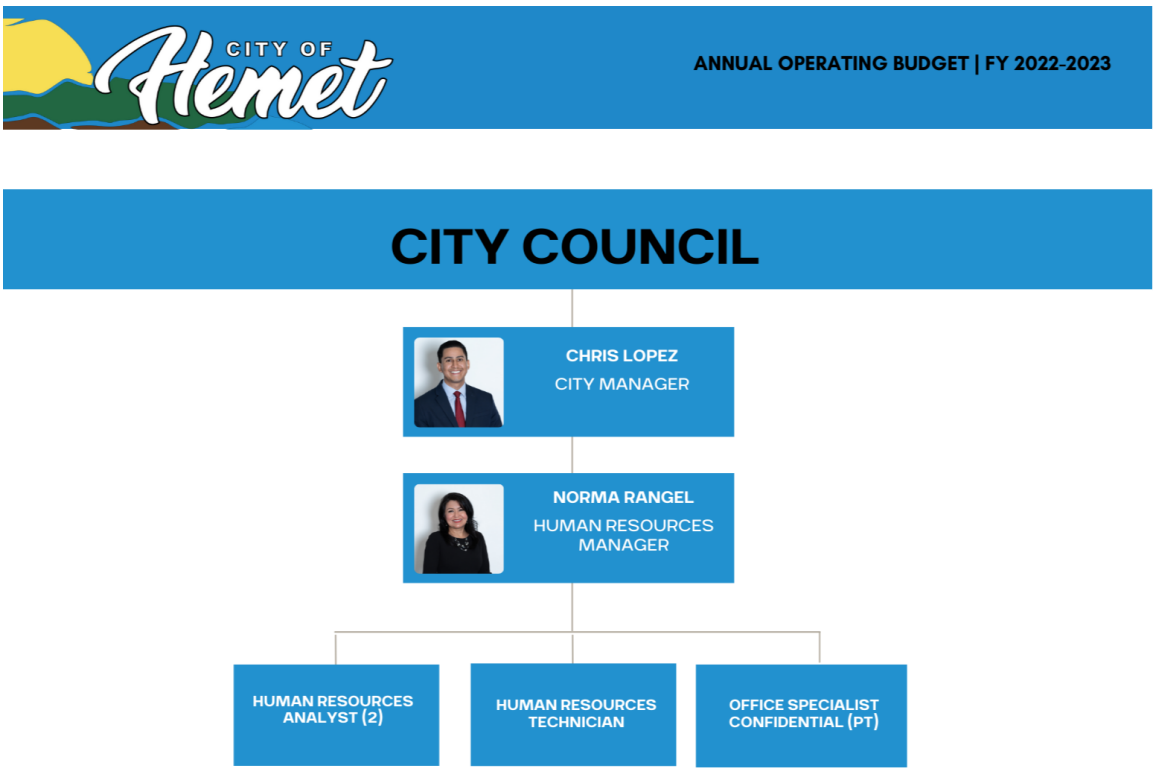

Human Resources Administration

The Administration program is for the oversight of Risk Management and Liability.

Expenditures Summary

The City started program-based budgeting beginning in FY2022. Department budgets were allocated to programs, which is reflected in the budgeted data for FY2022 and FY2023. Historical data for FY2018 to FY2021 is reflected at the Department level.

$79,200 **$39,279**
(98.39% vs. prior year)

Human Resources Administration Proposed and Historical Budget vs. Actual

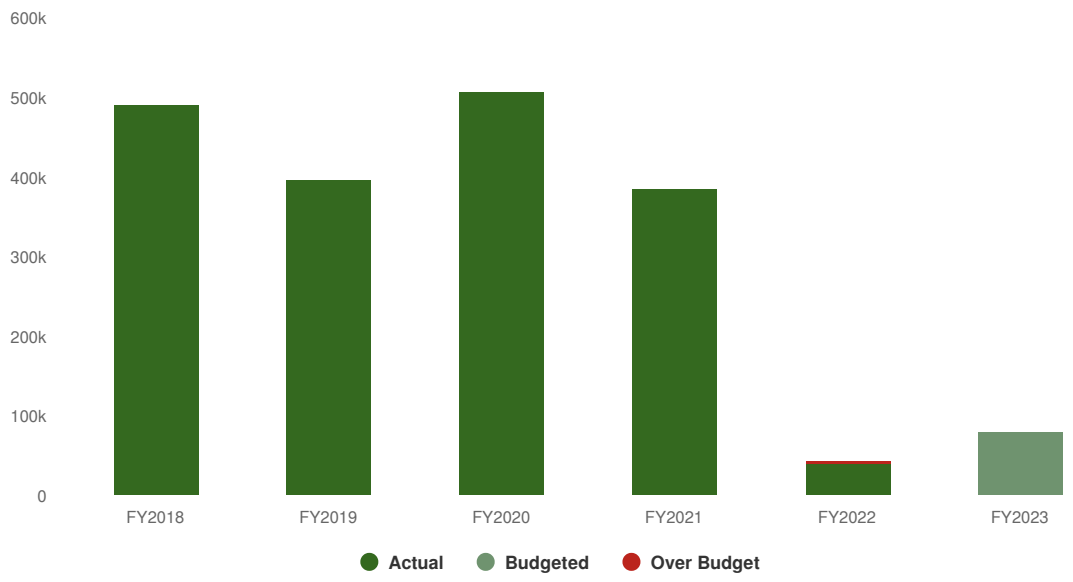

Expenditures by Fund

2023 Expenditures by Fund

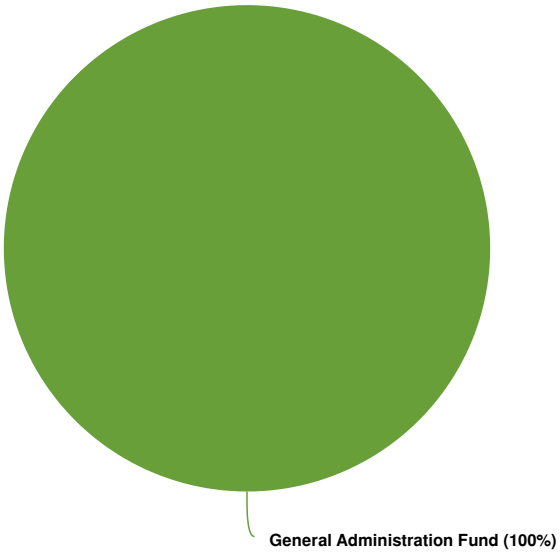

Budgeted and Historical Expenditures by Fund

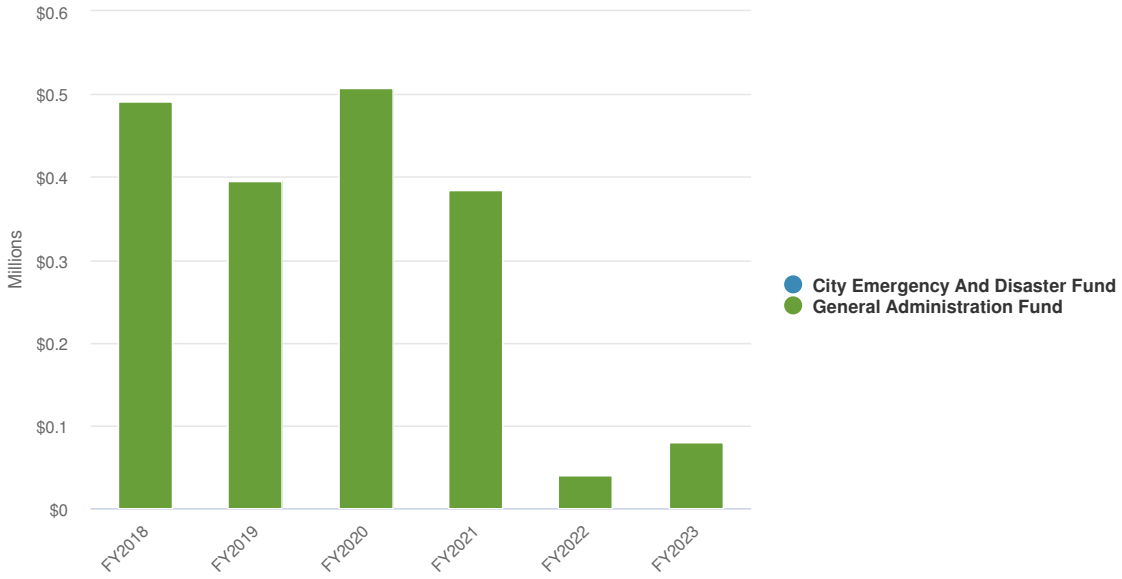

NOTE: The FY2022 Amended Budget and FY2022 Actuals are as of April 30, 2022.

Name	Account ID	FY2022 Amended	FY2022 Actuals	FY2023 CM Recommended	FY2022 Amended vs. FY2023 CM Recommended (% Change)
General Administration Fund					
Salaries & Fringe Benefits					

Name	Account ID	FY2022 Amended	FY2022 Actuals	FY2023 CM Recommended	FY2022 Amended vs. FY2023 CM Recommended (% Change)
Salaries & Wages	100-1800-1100	$15,500	$12,096	$14,600	-5.8%
Salaries Part Time	100-1800-1200	$11,121	$11,121	$0	-100%
Salaries Overtime	100-1800-1300	$0	$179	$0	N/A
Other Fringe Benefits	100-1800-1400	$700	$805	$700	0%
Pers Pension	100-1800-1405	$7,100	$10,931	$6,500	-8.5%
Health Plans	100-1800-1410	$1,300	$939	$1,300	0%
Workers Comp Contribution	100-1800-1415	$0	$0	$900	N/A
Special Pay	100-1800-1420	$700	$475	$2,000	185.7%
Pto + Holiday	100-1800-1425	$3,500	$0	$2,300	-34.3%
Unemployment Benefits	100-1800-1430	$0	$0	$200	N/A
Retiree Medical Premiums	100-1800-1450	$0	$0	$4,100	N/A
Total Salaries & Fringe Benefits:		**$39,921**	**$36,547**	**$32,600**	**-18.3%**
Operating Supplies & Services					
Telephone/Communications	100-1800-2200	$0	$752	$0	N/A
Advertising And Publications	100-1800-2220	$0	$165	$0	N/A
Office Supplies And Materials	100-1800-2250	$0	$701	$0	N/A
Training & Education	100-1800-2560	$0	$4,391	$0	N/A
Professional/Specialized Serv	100-1800-2710	$0	$597	$0	N/A
Printing Services	100-1800-2714	$0	$561	$0	N/A
Total Operating Supplies & Services:		**$0**	**$7,167**	**$0**	**N/A**
Internal Service Charges					
City Attorney	100-1800-3612	$0	$0	$7,500	N/A
It/Computers-Telephones	100-1800-3613	$0	$0	$25,600	N/A
Facility Maintenance	100-1800-3680	$0	$0	$13,500	N/A
Total Internal Service Charges:		**$0**	**$0**	**$46,600**	**N/A**

Name	Account ID	FY2022 Amended	FY2022 Actuals	FY2023 CM Recommended	FY2022 Amended vs. FY2023 CM Recommended (% Change)
Total General Administration Fund:		**$39,921**	**$43,714**	**$79,200**	**98.4%**

Expenditures by Expense Type

2023 Budgeted Expenditures by Expense Type

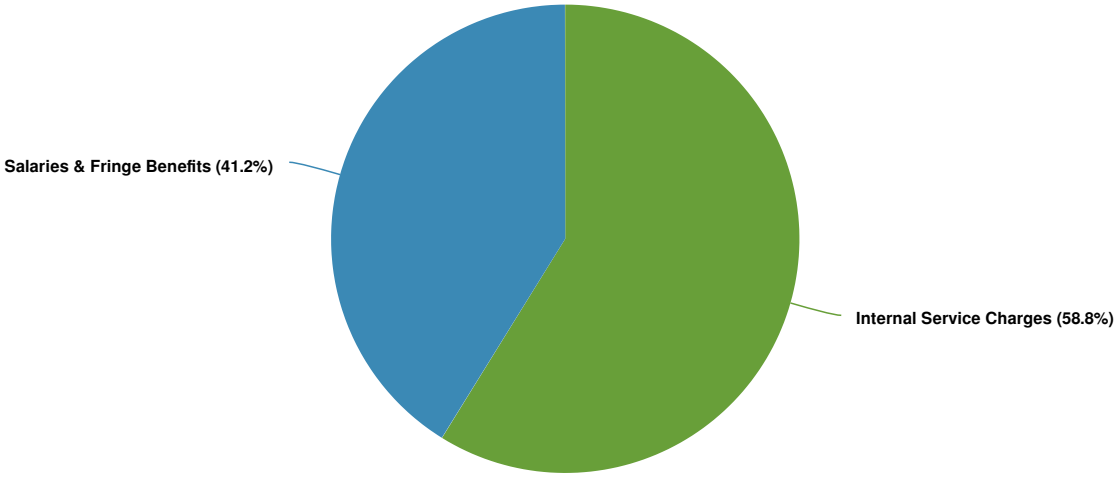

Employee Services

Human Resources staff, through the Employee Services Program, administers benefits to current and retired employees, manages leave of absences, conduct recruitments, and manages employee classifications and compensation.

PROGRAM OBJECTIVES

- Ensure accurate and timely benefit enrollment of new, current, and retired employees.
- Promote and conduct benefits for active employees and retirees.
- Prevent FMLA abuse by evaluating employee requests.
- Streamline and enhance the current recruiting and onboarding process.
- Update HRIS systems when employee salaries change due to merit increases, cost of living adjustments or across the board increases.
- Make Employee Assistance Programs available to all employees.

Expenditures Summary

The City started program-based budgeting beginning in FY2022. Department budgets were allocated to programs, which is reflected in the budgeted data for FY2022 and FY2023. Historical data for FY2018 to FY2021 is reported at the Department level.

$692,700 **$219,789**
(46.48% vs. prior year)

Employee Services Proposed and Historical Budget vs. Actual

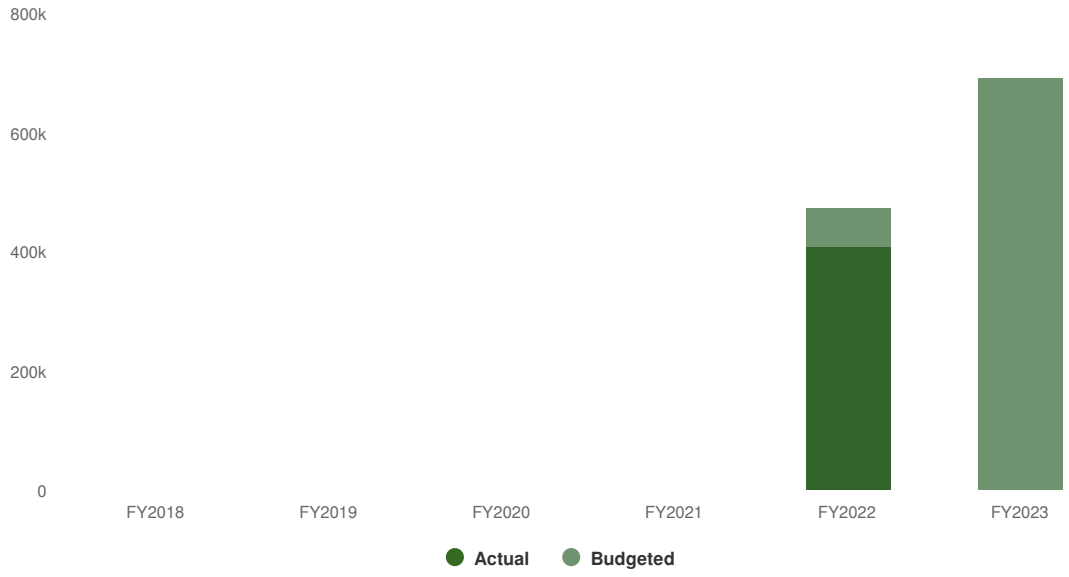

Expenditures by Fund

2023 Expenditures by Fund

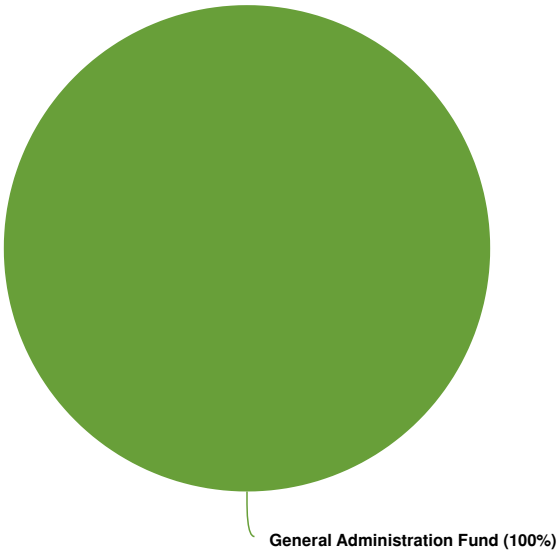

Budgeted and Historical Expenditures by Fund

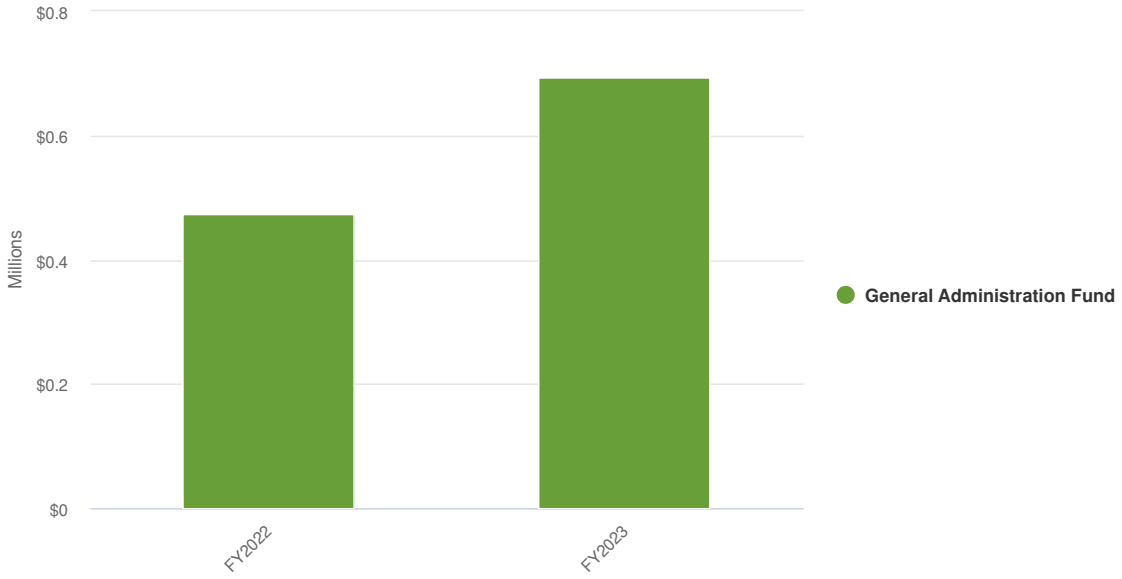

NOTE: The FY2022 Amended Budget and FY2022 Actuals are as of April 30, 2022.

Name	Account ID	FY2022 Amended	FY2022 Actuals	FY2023 CM Recommended	FY2022 Amended vs. FY2023 CM Recommended (% Change)
General Administration Fund					
Salaries & Fringe Benefits					

Name	Account ID	FY2022 Amended	FY2022 Actuals	FY2023 CM Recommended	FY2022 Amended vs. FY2023 CM Recommended (% Change)
Salaries & Wages	100-1801-1100	$102,600	$92,788	$162,200	58.1%
Temporary Agency Staff	100-1801-1250	$32,200	$32,137	$0	-100%
Salaries Overtime	100-1801-1300	$0	$265	$2,500	N/A
Other Fringe Benefits	100-1801-1400	$6,400	$6,998	$6,500	1.6%
Pers Pension	100-1801-1405	$49,600	$40,042	$52,400	5.6%
Health Plans	100-1801-1410	$13,200	$10,472	$20,700	56.8%
Workers Comp Contribution	100-1801-1415	$12,100	$10,080	$8,500	-29.8%
Special Pay	100-1801-1420	$12,900	$8,178	$9,300	-27.9%
Pto + Holiday	100-1801-1425	$8,100	$9,646	$4,100	-49.4%
Unemployment Benefits	100-1801-1430	$200	$170	$0	-100%
Retiree Medical Premiums	100-1801-1450	$44,300	$36,920	$37,700	-14.9%
Total Salaries & Fringe Benefits:		**$281,600**	**$247,696**	**$303,900**	**7.9%**
Operating Supplies & Services					
Telephone/Communications	100-1801-2200	$2,400	$706	$2,000	-16.7%
Advertising And Publications	100-1801-2220	$0	$0	$2,500	N/A
Office Supplies And Materials	100-1801-2250	$2,000	$1,845	$2,500	25%
Software Maintenance	100-1801-2265	$26,600	$26,596	$35,000	31.6%
Contracts & Leases	100-1801-2400	$6,238	$2,199	$6,500	4.2%
Conferences	100-1801-2550	$800	$779	$2,000	150%
Training & Education	100-1801-2560	$2,000	$0	$2,000	0%
Professional/Specialized Serv	100-1801-2710	$84,673	$72,686	$276,600	226.7%
Printing Services	100-1801-2714	$600	$50	$500	-16.7%
Miscellaneous	100-1801-2800	$0	$0	$45,000	N/A
Total Operating Supplies & Services:		**$125,311**	**$104,861**	**$374,600**	**198.9%**
Internal Service Charges					

Name	Account ID	FY2022 Amended	FY2022 Actuals	FY2023 CM Recommended	FY2022 Amended vs. FY2023 CM Recommended (% Change)
City Attorney	100-1801-3612	$13,500	$11,250	$0	-100%
It/Computers-Telephone	100-1801-3613	$26,200	$21,830	$0	-100%
Liability Insurance	100-1801-3616	$14,600	$12,160	$14,200	-2.7%
Facility Maintenance	100-1801-3680	$11,700	$9,750	$0	-100%
Total Internal Service Charges:		**$66,000**	**$54,990**	**$14,200**	**-78.5%**
Total General Administration Fund:		**$472,911**	**$407,546**	**$692,700**	**46.5%**

Expenditures by Expense Type

2023 Budgeted Expenditures by Expense Type

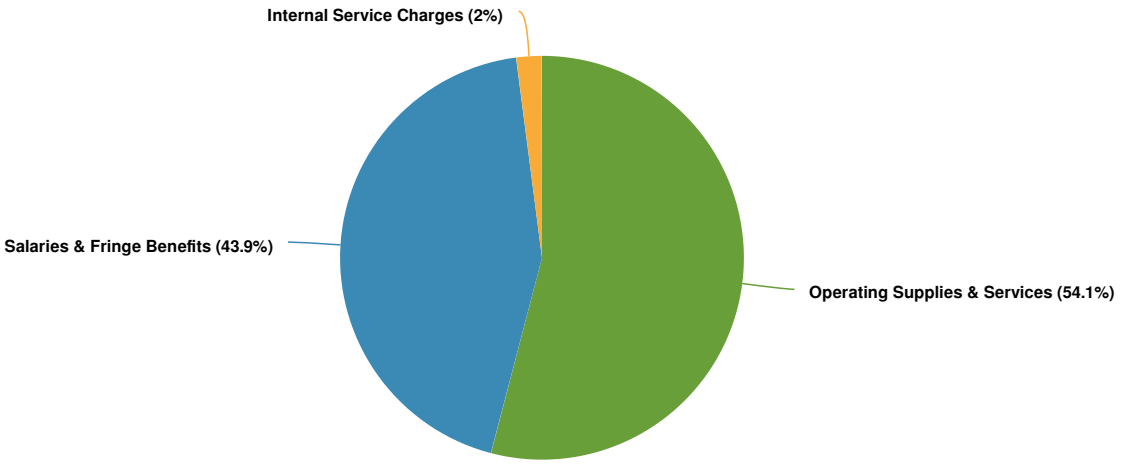

Employee Appreciation

The Employee Appreciation Program is designed to acknowledge the contributions employees make to the City, and to recognize and reward employee contributions to the workplace and community.

PROGRAM OBJECTIVES

- Conduct Quarterly Employee Appreciation events
- Promote manager appreciation.
- Promote peer to peer appreciation.
- Promote employee appreciation on the City's website.

Expenditures Summary

The City started program-based budgeting beginning in FY2022. Department budgets were allocated to programs, which is reflected in the budgeted data for FY2022 and FY2023. Historical data for FY2018 to FY2021 is reflected at the Department level.

$25,000 **$0**
(0.00% vs. prior year)

Employee Appreciation Proposed and Historical Budget vs. Actual

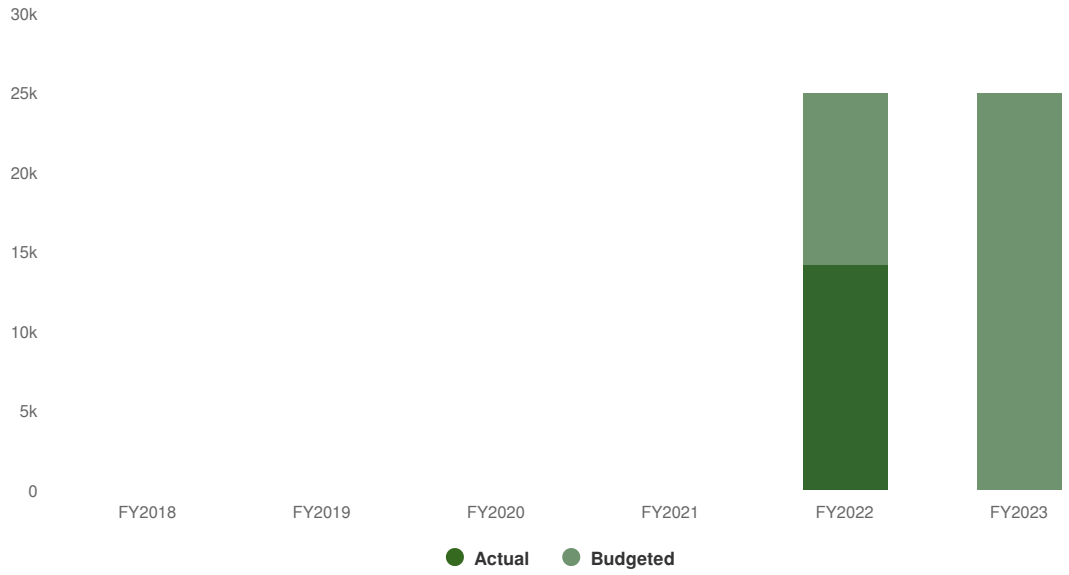

Expenditures by Fund

2023 Expenditures by Fund

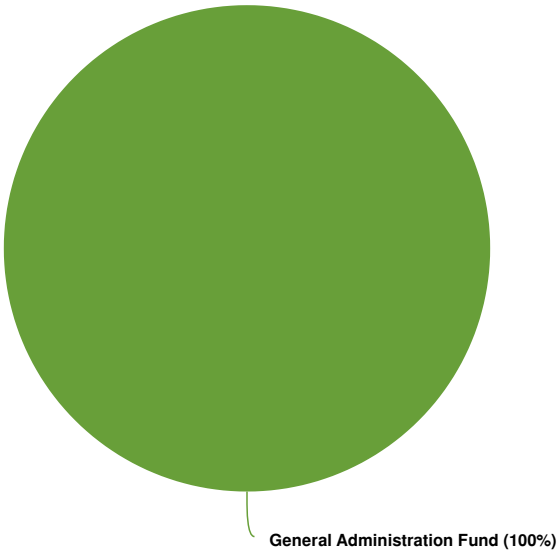

Budgeted and Historical Expenditures by Fund

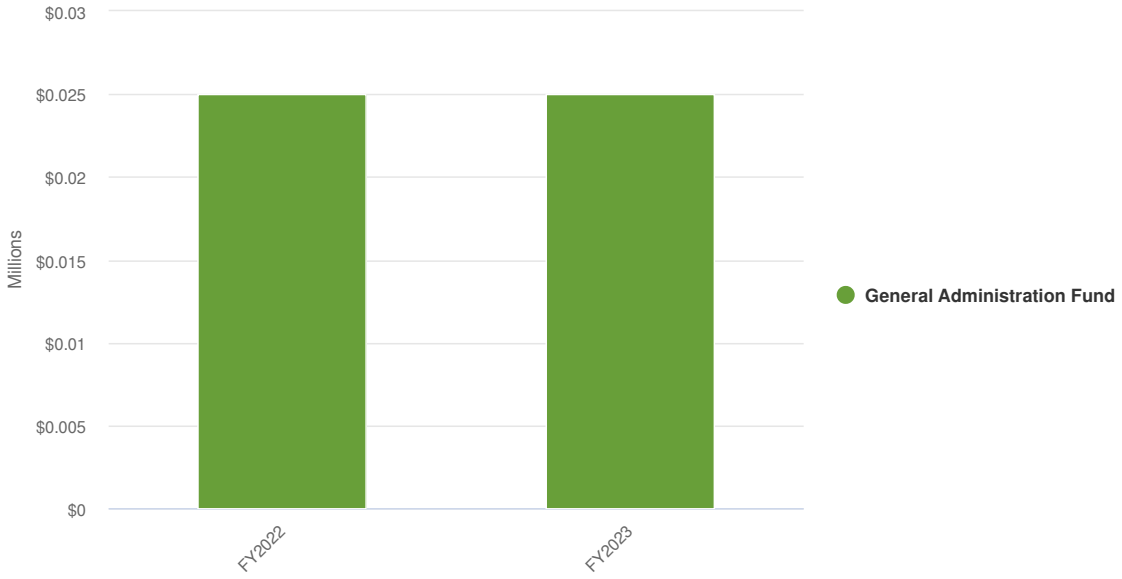

NOTE: The FY2022 Amended Budget and FY2022 Actuals are as of April 30, 2022.

Name	Account ID	FY2022 Amended	FY2022 Actuals	FY2023 CM Recommended	FY2022 Amended vs. FY2023 CM Recommended (% Change)
General Administration Fund					
Operating Supplies & Services					

Name	Account ID	FY2022 Amended	FY2022 Actuals	FY2023 CM Recommended	FY2022 Amended vs. FY2023 CM Recommended (% Change)
Miscellaneous	100-1803-2800	$25,000	$14,168	$25,000	0%
Total Operating Supplies & Services:		**$25,000**	**$14,168**	**$25,000**	**0%**
Total General Administration Fund:		**$25,000**	**$14,168**	**$25,000**	**0%**

Expenditures by Expense Type

2023 Budgeted Expenditures by Expense Type

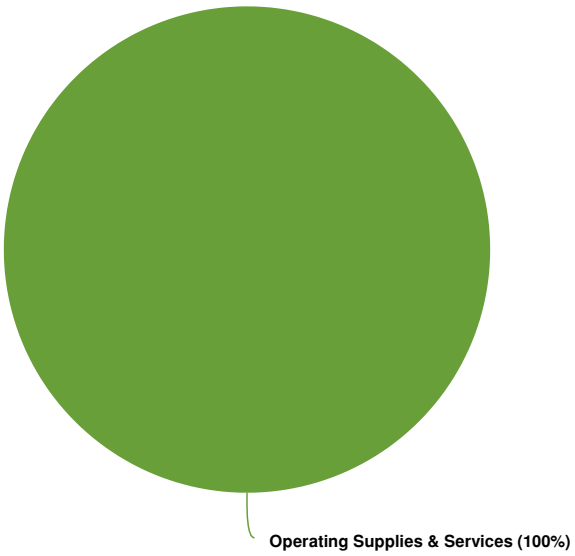

Police

Eddie Pust
Chief of Police

The mission of the Hemet Police Department is to enhance quality of life and public safety through partnership with our community and service that is delivered with honor, integrity, and innovation.

PROGRAMS:

1. Administration
2. Investigations
3. Patrol
4. ROCS
5. Traffic
6. Community Services
7. Records Management
8. Dispatch
9. Technology Services

Expenditures Summary

$36,035,800 **$3,178,135**
(9.67% vs. prior year)

Police Proposed and Historical Budget vs. Actual

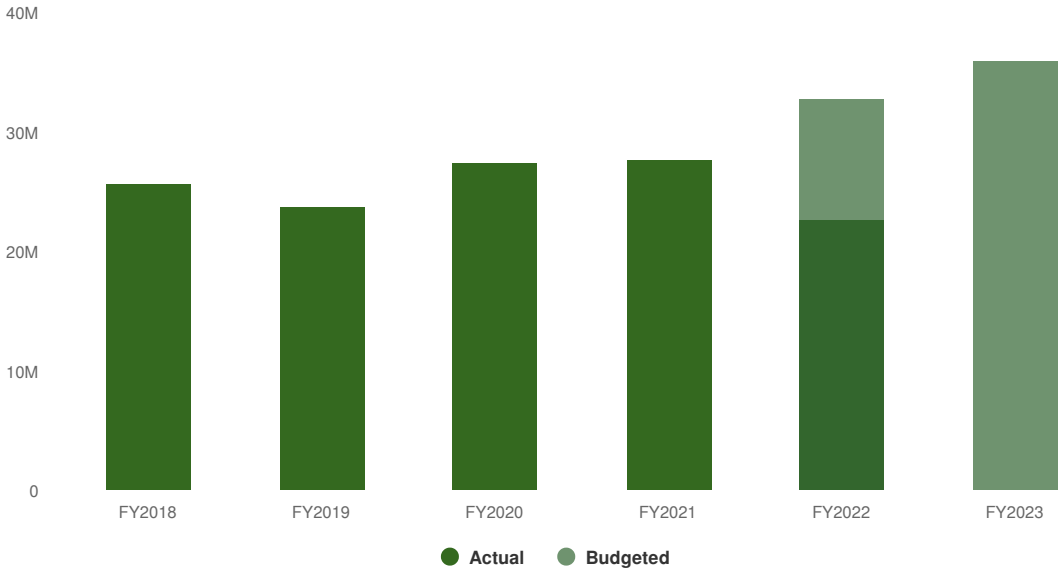

Expenditures by Fund

2023 Expenditures by Fund

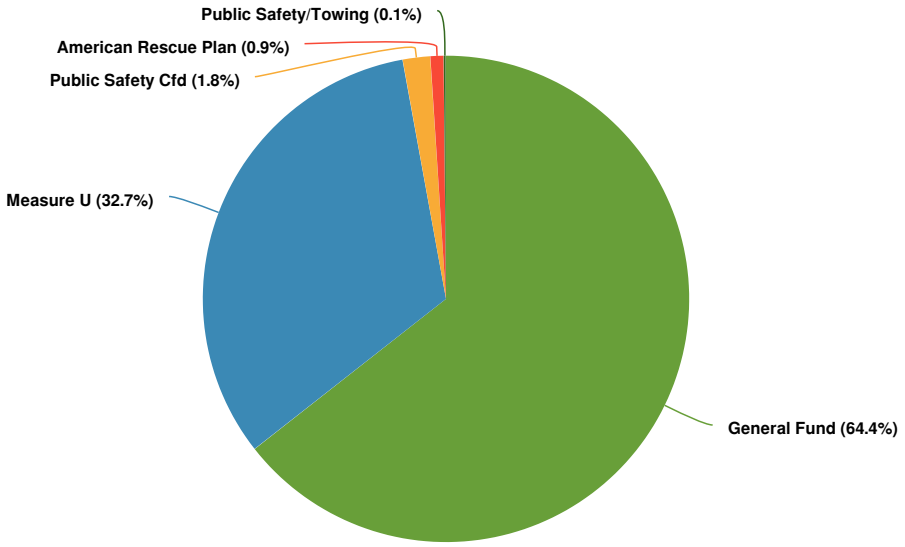

Budgeted and Historical Expenditures by Fund

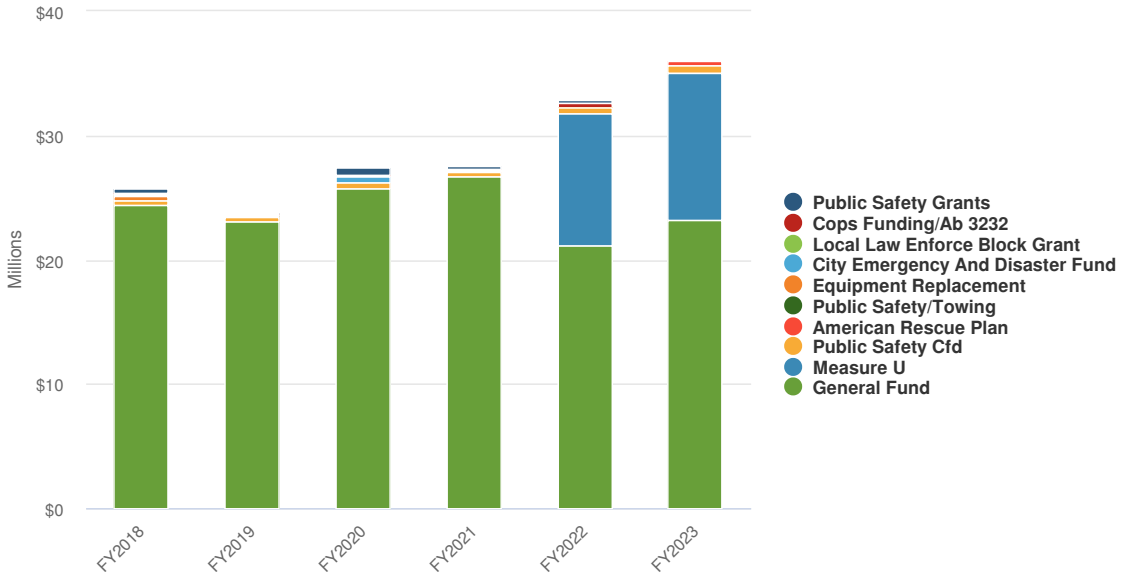

Prior to FY2022, Measure U expenditures resided within the City's General Fund in two stand-alone accounts; one for the Police Department and one for the Fire Department. In FY2022, Measure U was transferred into its own fund to facilitate tracking and analysis by creating further transparency that is important to the City's council and community.

NOTE: The FY2022 Amended Budget and FY2022 Actuals are as of April 30, 2022.

Name	FY2022 Amended	FY2022 Actuals	FY2023 CM Recommended	FY2022 Amended vs. FY2023 CM Recommended (% Change)
General Fund				
Salaries & Fringe Benefits	$16,748,351	$12,891,702	$18,374,100	9.7%
Operating Supplies & Services	$1,308,514	$962,693	$1,546,800	18.2%
Internal Service Charges	$2,750,100	$2,291,750	$2,677,100	-2.7%
Capital Outlay	$400,564	$3,163	$615,000	53.5%
Total General Fund:	**$21,207,529**	**$16,149,308**	**$23,213,000**	**9.5%**
Measure U				
Salaries & Fringe Benefits	$7,185,653	$4,656,094	$8,239,400	14.7%
Operating Supplies & Services	$1,430,962	$589,256	$816,200	-43%
Internal Service Charges	$394,700	$328,930	$548,100	38.9%
Capital Outlay	$1,616,812	$396,984	$2,190,000	35.5%
Total Measure U:	**$10,628,127**	**$5,971,265**	**$11,793,700**	**11%**
Public Safety/Towing				
Salaries & Fringe Benefits	$30,000	$37,434	$30,000	0%
Operating Supplies & Services	$22,100	$8,479	$22,100	0%
Total Public Safety/Towing:	**$52,100**	**$45,912**	**$52,100**	**0%**
Public Safety Grants				
Salaries & Fringe Benefits	$144,723	$1,923	$0	-100%
Operating Supplies & Services	$108,499	$40,488	$0	-100%
Capital Outlay	$8,503	-$28,160	$0	-100%
Total Public Safety Grants:	**$261,725**	**$14,251**	**$0**	**-100%**
Public Safety Cfd				
Salaries & Fringe Benefits	$402,900	$258,788	$650,800	61.5%
Operating Supplies & Services	$6,500	$5,996	$6,500	0%
Debt Service	$700	$853	$1,000	42.9%
Total Public Safety Cfd:	**$410,100**	**$265,637**	**$658,300**	**60.5%**
Cops Funding/Ab 3232				
Capital Outlay	$298,084	$164,134	$0	-100%
Total Cops Funding/Ab 3232:	**$298,084**	**$164,134**	**$0**	**-100%**
American Rescue Plan				
Salaries & Fringe Benefits	$0	$0	$318,700	N/A
Total American Rescue Plan:	**$0**	**$0**	**$318,700**	**N/A**
Total:	**$32,857,665**	**$22,610,506**	**$36,035,800**	**9.7%**

Expenditures by Program

2023 Budgeted Expenditures by Program

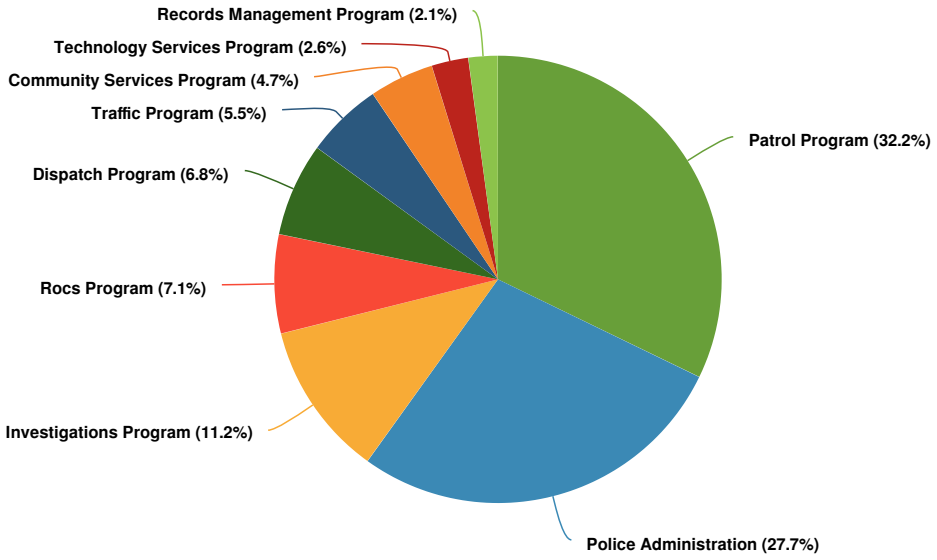

Expenditures by Expense Type

2023 Budgeted Expenditures by Expense Type

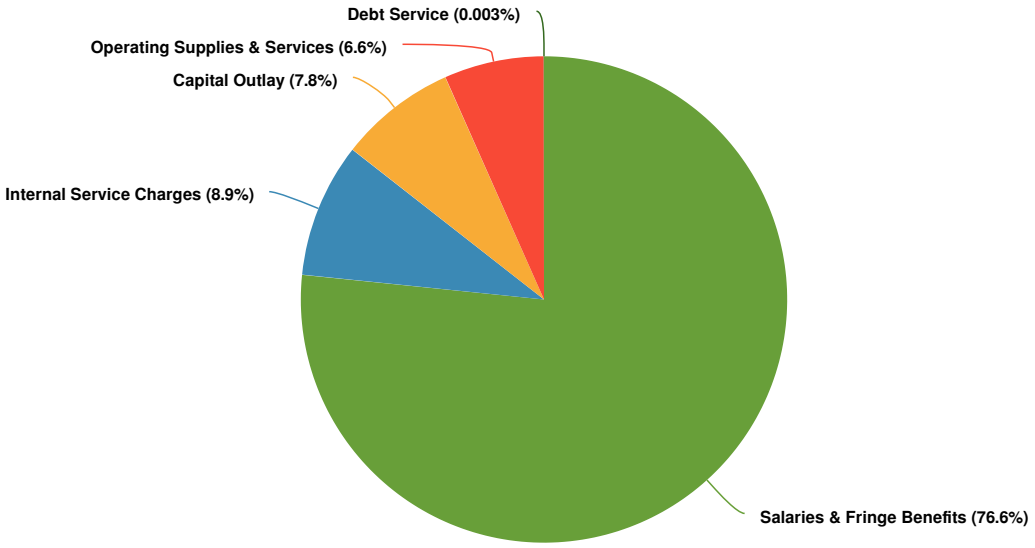

Budgeted and Historical Expenditures by Expense Type

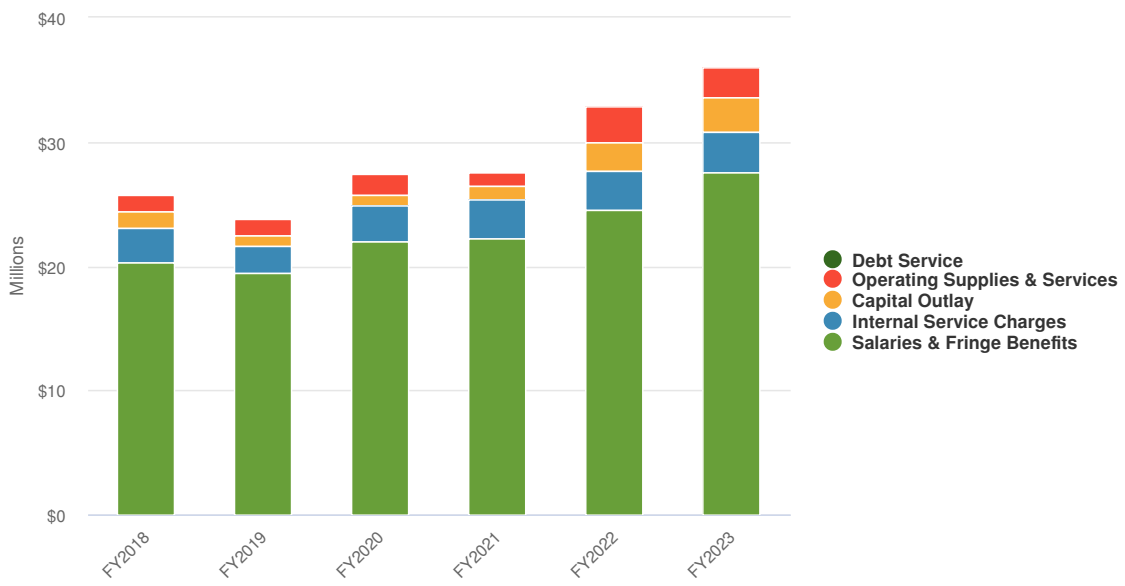

Organizational Chart

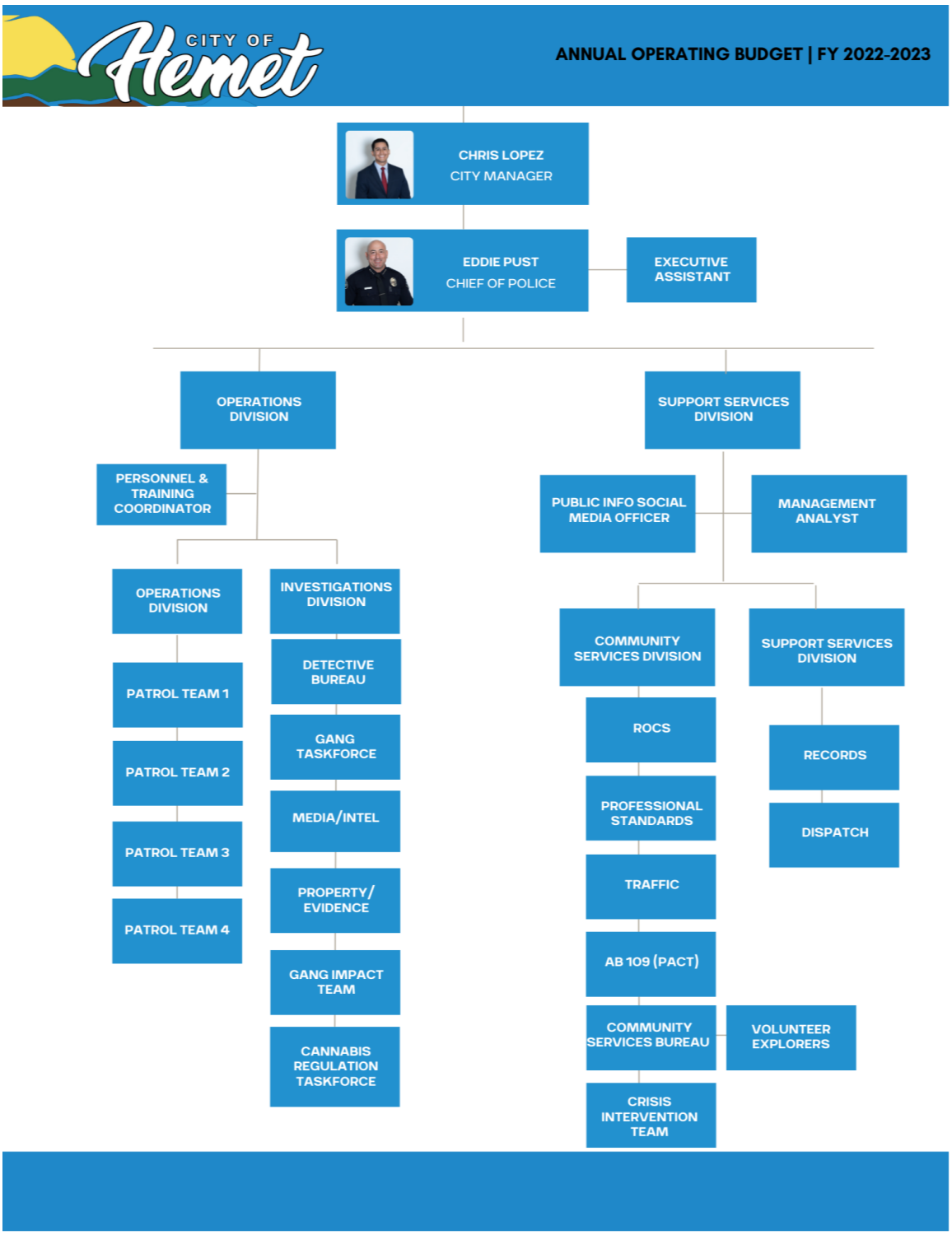

Police Administration

The Administration Program strives to use best practices in the management of the police budget by analyzing and overseeing expenditures, promoting fiscal accountability, and implementing policy to provide high quality delivery of services to City employees and the community of Hemet.

PROGRAM OBJECTIVES

- Maintain financial stability & maintain end of year projections.
- Manage risk related to policing.
- Pursue partnerships and community engagement.
- Implement short term and long term organizational strategies.
- Increase public safety and crime prevention.
- Oversee department recruitment and retention.

In FY2023, the Police Administration (3000) Program absorbed all related costs of the Professional Standards (3009), SOU-CNT (3011) and Training/Equipment (3012) Programs.

Expenditures Summary

The City started program-based budgeting beginning in FY2022. Department budgets were allocated to programs, which is reflected in the budgeted data for FY2022 and FY2023. Historical data for FY2018 to FY2021 is reported at the Department level.

$9,991,000 **-$1,087,894**
(-9.82% vs. prior year)

Police Administration Proposed and Historical Budget vs. Actual

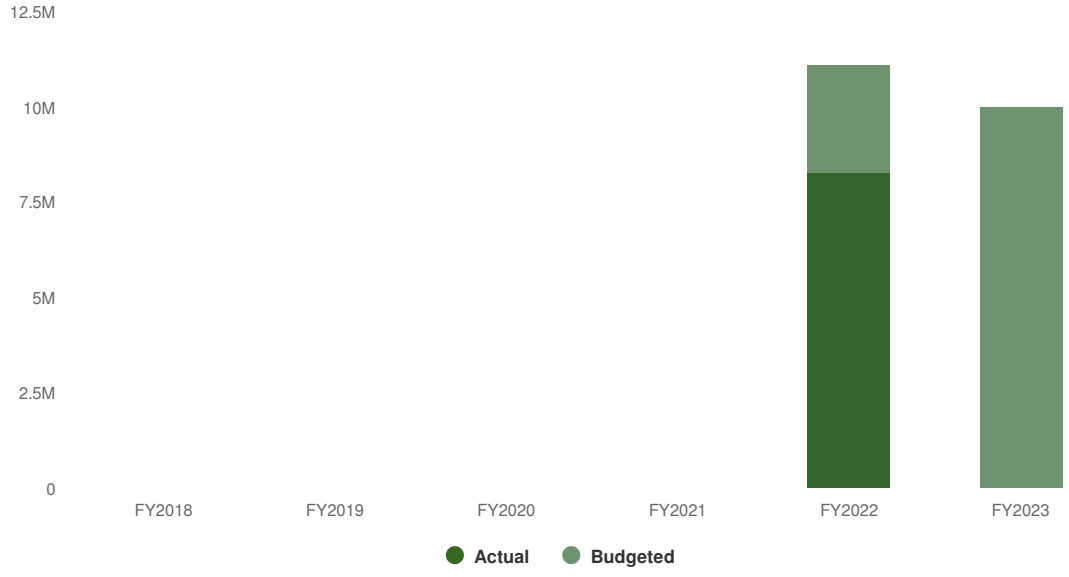

Expenditures by Fund

2023 Expenditures by Fund

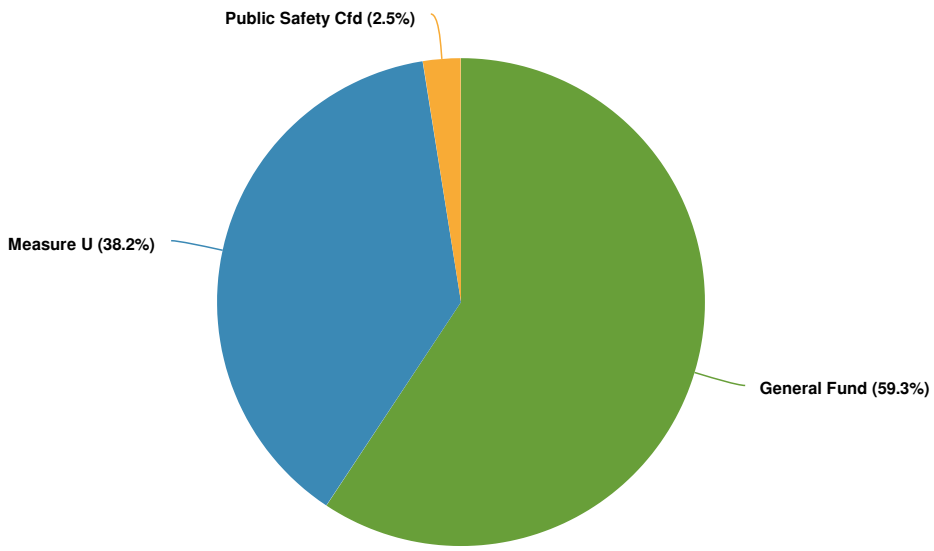

Budgeted and Historical Expenditures by Fund

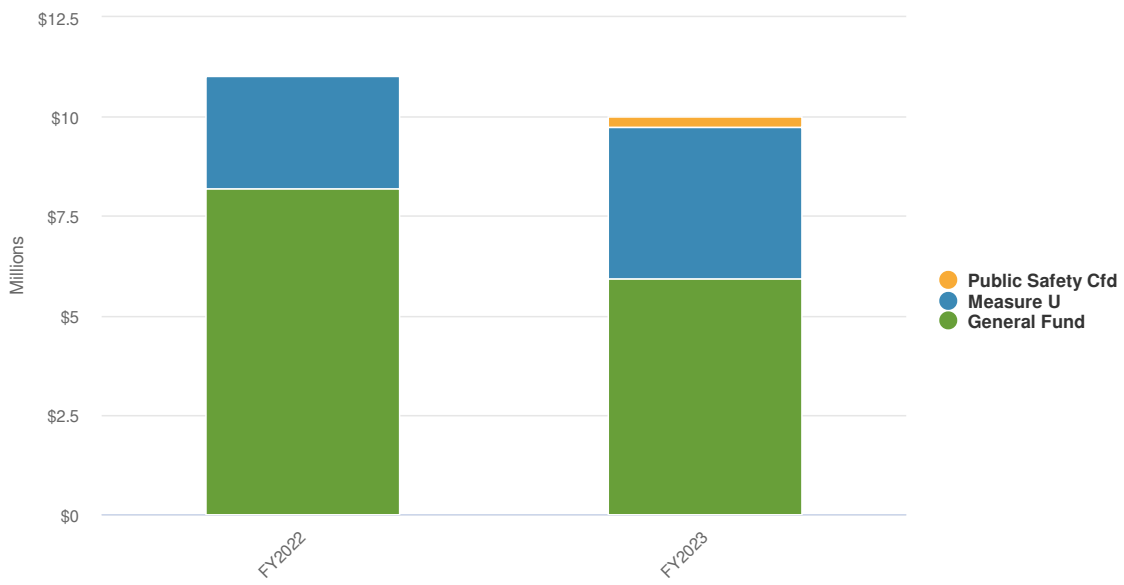

NOTE: The FY2022 Amended Budget and FY2022 Actuals are as of April 30, 2022.

Name	Account ID	FY2022 Amended	FY2022 Actuals	FY2023 CM Recommended	FY2022 Amended vs. FY2023 CM Recommended (% Change)
General Fund					
Salaries & Fringe Benefits					

Name	Account ID	FY2022 Amended	FY2022 Actuals	FY2023 CM Recommended	FY2022 Amended vs. FY2023 CM Recommended (% Change)
Salaries & Wages	110-3000-1100	$918,043	$680,580	$1,139,600	24.1%
Salaries Overtime	110-3000-1300	$52,500	$30,490	$52,500	0%
Comp Time Used	110-3000-1305	$5,000	$0	$1,000	-80%
Comp Time Paid	110-3000-1310	$2,000	$0	$1,000	-50%
Other Fringe Benefits	110-3000-1400	$34,200	$36,556	$40,300	17.8%
Pers Pension	110-3000-1405	$574,400	$467,168	$683,300	19%
Health Plans	110-3000-1410	$96,600	$52,897	$113,400	17.4%
Workers Comp Contribution	110-3000-1415	$520,300	$433,580	$66,200	-87.3%
Special Pay	110-3000-1420	$130,500	$94,380	$187,700	43.8%
Pto + Holiday	110-3000-1425	$86,500	$42,396	$108,700	25.7%
Unemployment Benefits	110-3000-1430	$9,500	$7,920	$10,000	5.3%
Retiree Medical Premiums	110-3000-1450	$1,906,300	$1,588,580	$294,000	-84.6%
Salaries & Wages	110-3009-1100	$133,300	$107,832	$0	-100%
Salaries Overtime	110-3009-1300	$7,500	$13,105	$0	-100%
Comp Time Used	110-3009-1305	$1,000	$0	$0	-100%
Comp Time Paid	110-3009-1310	$4,000	$3,517	$0	-100%
Other Fringe Benefits	110-3009-1400	$4,000	$7,788	$0	-100%
Pers Pension	110-3009-1405	$89,800	$76,316	$0	-100%
Health Plans	110-3009-1410	$13,400	$10,069	$0	-100%
Special Pay	110-3009-1420	$29,500	$20,276	$0	-100%
Pto + Holiday	110-3009-1425	$10,000	$2,564	$0	-100%
Salaries Overtime	110-3011-1300	$142,500	$0	$0	-100%
Comp Time Used	110-3011-1305	$25,000	$0	$0	-100%
Salaries Overtime	110-3012-1300	$26,300	$0	$0	-100%
Comp Time Used	110-3012-1305	$5,000	$0	$0	-100%

Name	Account ID	FY2022 Amended	FY2022 Actuals	FY2023 CM Recommended	FY2022 Amended vs. FY2023 CM Recommended (% Change)
Total Salaries & Fringe Benefits:		**$4,827,143**	**$3,676,013**	**$2,697,700**	**-44.1%**
Operating Supplies & Services					
Advertising And Publications	110-3000-2220	$1,000	$0	$1,000	0%
Office Supplies And Materials	110-3000-2250	$16,800	$8,989	$19,400	15.5%
Vehicle Supplies & Maintenance	110-3000-2350	$0	$0	$400	N/A
Contracts & Leases	110-3000-2400	$0	$2,827	$0	N/A
Maint & Operations/Parts & Sup	110-3000-2450	$500	$0	$100	-80%
Conferences	110-3000-2550	$10,000	$33,829	$10,000	0%
Training & Education	110-3000-2560	$14,200	$8,739	$50,200	253.5%
Vehicle Fuel	110-3000-2623	$281,800	$266,741	$433,600	53.9%
Uniforms And Safety Equipment	110-3000-2700	$45,900	$28,111	$106,500	132%
Professional/Specialized Serv	110-3000-2710	$31,200	$15,582	$31,200	0%
Printing Services	110-3000-2714	$10,000	$6,029	$10,000	0%
Office Supplies And Materials	110-3009-2250	$1,000	$745	$0	-100%
Training & Education	110-3009-2560	$1,800	$1,571	$0	-100%
Office Supplies And Materials	110-3011-2250	$300	$0	$0	-100%
Vehicle Supplies & Maintenance	110-3011-2350	$400	$0	$0	-100%
Training & Education	110-3011-2560	$20,000	$13,577	$0	-100%
Uniforms And Safety Equipment	110-3011-2700	$22,300	$22,982	$0	-100%
Office Supplies And Materials	110-3012-2250	$300	$295	$0	-100%
Uniforms And Safety Equipment	110-3012-2700	$90,769	$70,569	$0	-100%
Total Operating Supplies & Services:		**$548,269**	**$480,585**	**$662,400**	**20.8%**
Internal Service Charges					
City Attorney	110-3000-3612	$456,000	$380,000	$260,400	-42.9%
It/Computers-Telephone	110-3000-3613	$615,600	$513,000	$500,500	-18.7%

Name	Account ID	FY2022 Amended	FY2022 Actuals	FY2023 CM Recommended	FY2022 Amended vs. FY2023 CM Recommended (% Change)
Liability Insurance	110-3000-3616	$544,100	$453,420	$525,500	-3.4%
Vehicle Maint & Repairs	110-3000-3622	$743,400	$619,500	$829,800	11.6%
Facility Maintenance	110-3000-3680	$391,000	$325,830	$450,000	15.1%
Total Internal Service Charges:		**$2,750,100**	**$2,291,750**	**$2,566,200**	**-6.7%**
Capital Outlay					
Major Machinery And Equipment	110-3000-5400	$62,488	$0	$0	-100%
Total Capital Outlay:		**$62,488**	**$0**	**$0**	**-100%**
Total General Fund:		**$8,188,000**	**$6,448,348**	**$5,926,300**	**-27.6%**
Measure U					
Salaries & Fringe Benefits					
Salaries & Wages	115-3000-1100	$574,400	$429,653	$626,800	9.1%
Salaries Overtime	115-3000-1300	$35,000	$8,375	$15,000	-57.1%
Comp Time Used	115-3000-1305	$1,100	$481	$1,000	-9.1%
Comp Time Paid	115-3000-1310	$1,100	$0	$1,000	-9.1%
Other Fringe Benefits	115-3000-1400	$22,000	$25,988	$21,900	-0.5%
Pers Pension	115-3000-1405	$330,900	$259,008	$329,700	-0.4%
Health Plans	115-3000-1410	$65,360	$42,379	$66,700	2.1%
Workers Comp Contribution	115-3000-1415	$161,100	$134,250	$37,300	-76.8%
Special Pay	115-3000-1420	$94,797	$58,883	$91,800	-3.2%
Pto + Holiday	115-3000-1425	$45,100	$7,597	$48,400	7.3%
Salaries Overtime	115-3009-1300	$5,000	$0	$0	-100%
Comp Time Used	115-3009-1305	$200	$0	$0	-100%
Comp Time Paid	115-3009-1310	$200	$0	$0	-100%
Health Plans	115-3009-1410	$72	$0	$0	-100%
Special Pay	115-3009-1420	$4,769	$0	$0	-100%
Salaries Overtime	115-3011-1300	$95,000	$0	$0	-100%

Name	Account ID	FY2022 Amended	FY2022 Actuals	FY2023 CM Recommended	FY2022 Amended vs. FY2023 CM Recommended (% Change)
Comp Time Used	115-3011-1305	$2,900	$0	$0	-100%
Comp Time Paid	115-3011-1310	$2,900	$0	$0	-100%
Salaries Overtime	115-3012-1300	$17,500	$0	$0	-100%
Comp Time Used	115-3012-1305	$500	$0	$0	-100%
Comp Time Paid	115-3012-1310	$500	$0	$0	-100%
Total Salaries & Fringe Benefits:		**$1,460,398**	**$966,614**	**$1,239,600**	**-15.1%**
Operating Supplies & Services					
Advertising And Publications	115-3000-2220	$15,000	$636	$15,000	0%
Office Supplies And Materials	115-3000-2250	$23,100	$19,856	$23,100	0%
Training & Education	115-3000-2560	$9,000	$7,678	$16,000	77.8%
Vehicle Fuel	115-3000-2623	$26,500	$19,829	$35,400	33.6%
Uniforms And Safety Equipment	115-3000-2700	$116,647	$47,657	$75,000	-35.7%
Professional/Specialized Serv	115-3000-2710	$88,000	$54,267	$94,000	6.8%
Training & Education	115-3012-2560	$6,000	$2,212	$0	-100%
Uniforms And Safety Equipment	115-3012-2700	$49,509	$3,553	$0	-100%
Total Operating Supplies & Services:		**$333,756**	**$155,689**	**$258,500**	**-22.5%**
Internal Service Charges					
City Attorney	115-3000-3612	$148,600	$123,840	$91,400	-38.5%
Liability Insurance	115-3000-3616	$181,700	$151,420	$188,300	3.6%
Vehicle Maint & Repairs	115-3000-3622	$64,400	$53,670	$87,000	35.1%
Total Internal Service Charges:		**$394,700**	**$328,930**	**$366,700**	**-7.1%**
Capital Outlay					
Major Machinery And Equipment	115-3000-5400	$642,340	$294,385	$1,950,000	203.6%
Total Capital Outlay:		**$642,340**	**$294,385**	**$1,950,000**	**203.6%**
Total Measure U:		**$2,831,194**	**$1,745,617**	**$3,814,800**	**34.7%**
Public Safety Cfd					
Salaries & Fringe Benefits					

Name	Account ID	FY2022 Amended	FY2022 Actuals	FY2023 CM Recommended	FY2022 Amended vs. FY2023 CM Recommended (% Change)
Salaries & Wages	234-3000-1100	$0	$0	$113,900	N/A
Salaries Overtime	234-3000-1300	$0	$0	$9,200	N/A
Other Fringe Benefits	234-3000-1400	$0	$0	$3,100	N/A
Pers Pension	234-3000-1405	$0	$0	$72,600	N/A
Health Plans	234-3000-1410	$0	$0	$14,300	N/A
Workers Comp Contribution	234-3000-1415	$11,200	$9,330	$0	-100%
Special Pay	234-3000-1420	$0	$0	$25,600	N/A
Pto + Holiday	234-3000-1425	$0	$0	$3,700	N/A
Unemployment Benefits	234-3000-1430	$200	$170	$0	-100%
Retiree Medical Premiums	234-3000-1450	$41,100	$34,250	$0	-100%
Total Salaries & Fringe Benefits:		**$52,500**	**$43,750**	**$242,400**	**361.7%**
Operating Supplies & Services					
Professional/Specialized Serv	234-3000-2710	$6,500	$5,996	$6,500	0%
Total Operating Supplies & Services:		**$6,500**	**$5,996**	**$6,500**	**0%**
Debt Service					
Other Fiscl Fees	234-3000-4250	$700	$853	$1,000	42.9%
Total Debt Service:		**$700**	**$853**	**$1,000**	**42.9%**
Total Public Safety Cfd:		**$59,700**	**$50,598**	**$249,900**	**318.6%**
Total:		**$11,078,894**	**$8,244,564**	**$9,991,000**	**-9.8%**

Expenditures by Expense Type

2023 Budgeted Expenditures by Expense Type

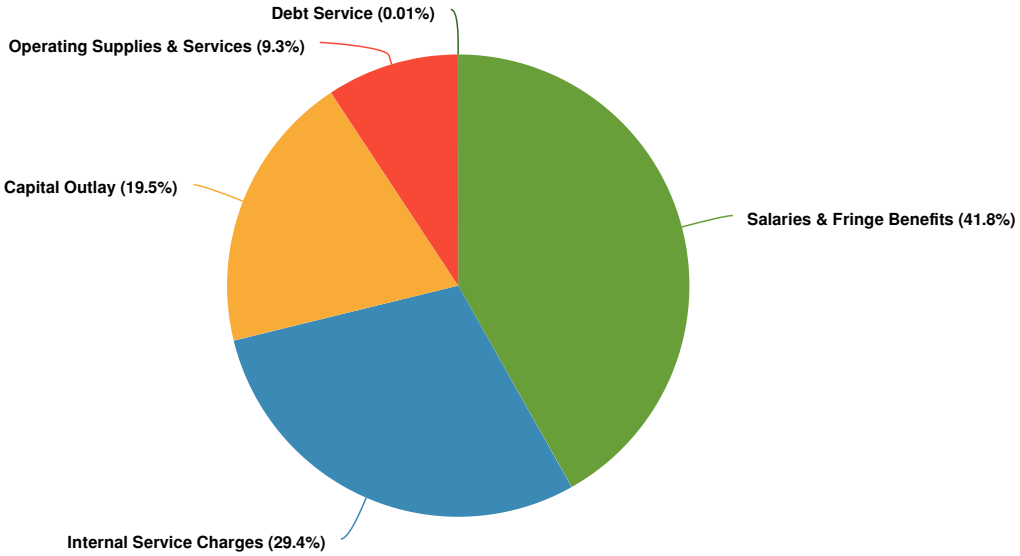

Investigations

Through the Investigations Program, Police aims to provide immediate, professional and effective investigative services to solve crimes and reduce the risk of future crimes. Police will investigate crimes against persons and property thoroughly, while identifying suspects until all leads are exhausted; and, will maintain and prepare thorough criminal cases for filing with the District Attorney's Office.

PROGRAM OBJECTIVES:

- Develop non-sworn investigative position(s) for low solvability crimes, specific crimes, and follow-ups.
- Develop specialized expertise and provide enhanced training to other bureaus for career development.
- Increase bureau effectiveness and victim engagement with implementation of software triggers and notifications.
- Improve monitoring and tracking of known gangs, and reduce gang and violent crime through continued deployment of the Gang Team.
- Increase bureau effectiveness and victim engagement by implementing software where beneficial.

Expenditures Summary

The City started program-based budgeting beginning in FY2022. Department budgets were allocated to programs, which is reflected in the budgeted data for FY2022 and FY2023. Historical data for FY2018 to FY2021 is reported at the Department level.

$4,032,500 **$1,233,371**
(44.06% vs. prior year)

Investigations Proposed and Historical Budget vs. Actual

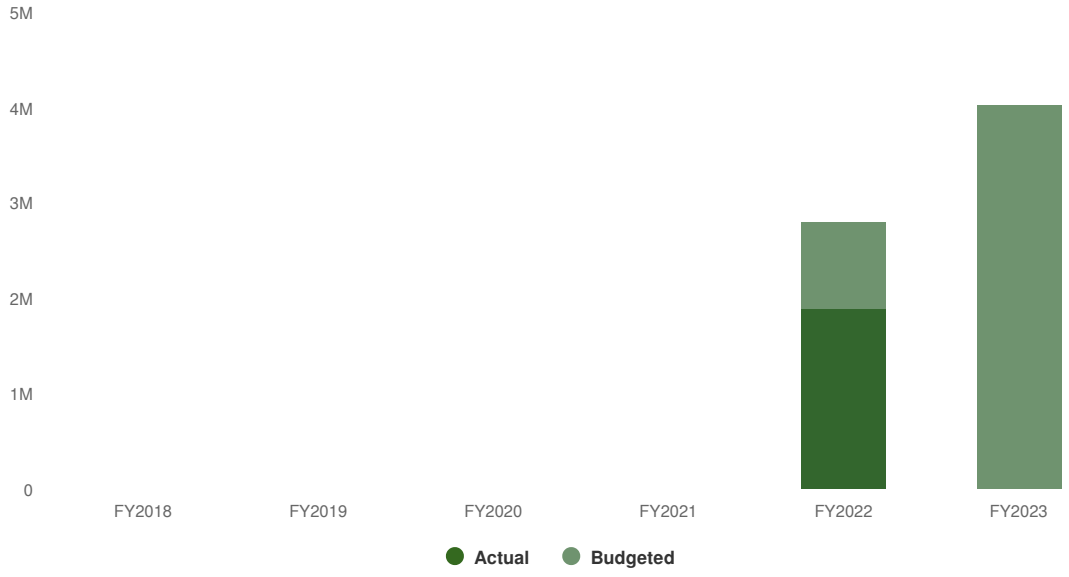

Expenditures by Fund

2023 Expenditures by Fund

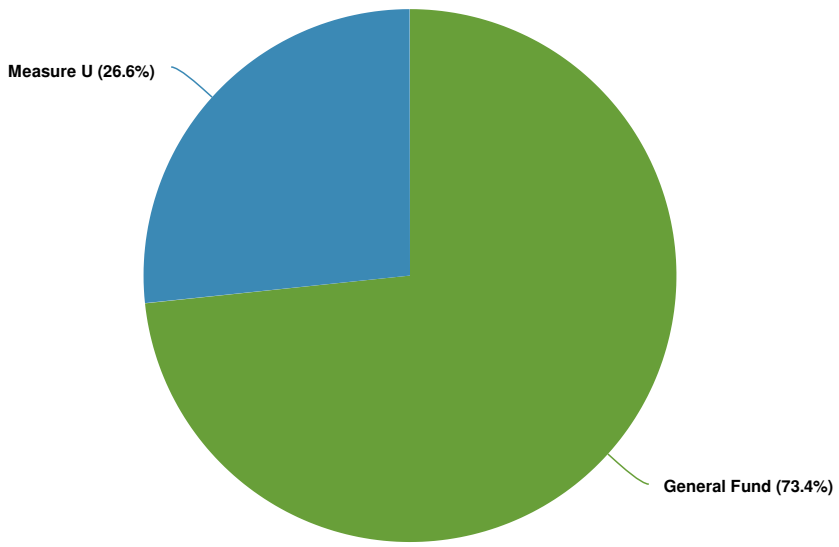

Budgeted and Historical Expenditures by Fund

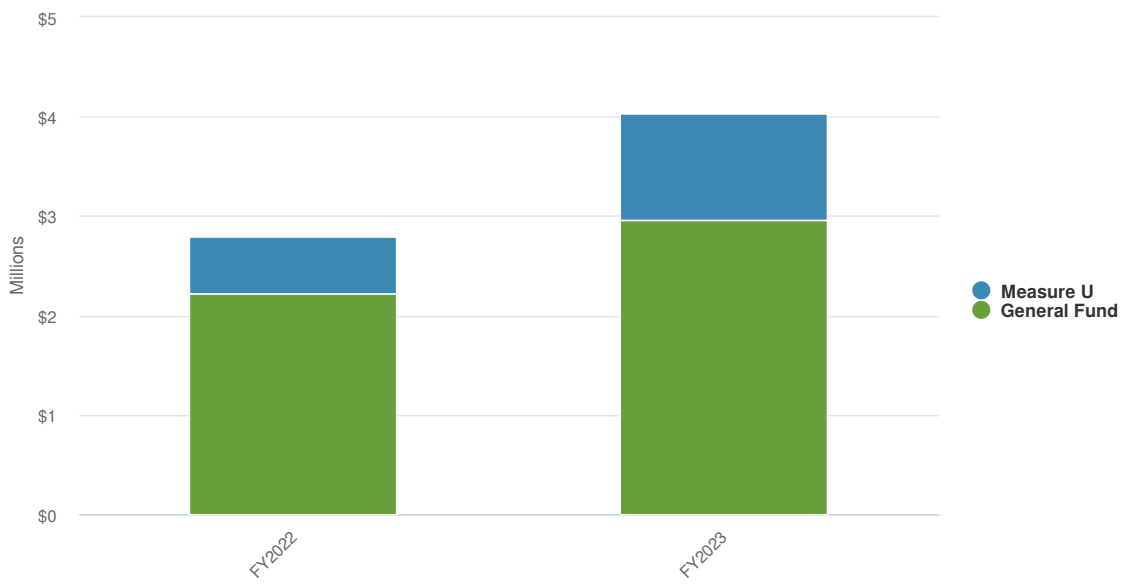

NOTE: The FY2022 Amended Budget and FY2022 Actuals are as of April 30, 2022.

Name	Account ID	FY2022 Amended	FY2022 Actuals	FY2023 CM Recommended	FY2022 Amended vs. FY2023 CM Recommended (% Change)
General Fund					
Salaries & Fringe Benefits					

Name	Account ID	FY2022 Amended	FY2022 Actuals	FY2023 CM Recommended	FY2022 Amended vs. FY2023 CM Recommended (% Change)
Salaries & Wages	110-3002-1100	$962,000	$678,141	$1,225,000	27.3%
Salaries Part Time	110-3002-1200	$22,500	$12,294	$0	-100%
Salaries Overtime	110-3002-1300	$97,500	$119,425	$148,800	52.6%
Comp Time Used	110-3002-1305	$18,000	$7,343	$15,000	-16.7%
Comp Time Paid	110-3002-1310	$18,000	$13,831	$26,000	44.4%
Other Fringe Benefits	110-3002-1400	$29,500	$35,662	$32,900	11.5%
Pers Pension	110-3002-1405	$632,500	$452,399	$681,500	7.7%
Health Plans	110-3002-1410	$135,700	$88,979	$158,200	16.6%
Workers Comp Contribution	110-3002-1415	$0	$0	$60,200	N/A
Special Pay	110-3002-1420	$164,000	$106,695	$193,000	17.7%
Pto + Holiday	110-3002-1425	$50,900	$47,664	$48,500	-4.7%
Retiree Medical Premiums	110-3002-1450	$0	$0	$267,200	N/A
Total Salaries & Fringe Benefits:		**$2,130,600**	**$1,562,433**	**$2,856,300**	**34.1%**
Operating Supplies & Services					
Office Supplies And Materials	110-3002-2250	$2,000	$1,555	$2,000	0%
Conferences	110-3002-2550	$1,600	$130	$1,600	0%
Training & Education	110-3002-2560	$10,000	$7,624	$10,000	0%
Uniforms And Safety Equipment	110-3002-2700	$13,100	$8,999	$13,100	0%
Professional/Specialized Serv	110-3002-2710	$66,000	$39,432	$75,000	13.6%
Total Operating Supplies & Services:		**$92,700**	**$57,740**	**$101,700**	**9.7%**
Capital Outlay					
Cops More 98/City Match	110-3002-5405	$1,194	$0	$0	-100%
Total Capital Outlay:		**$1,194**	**$0**	**$0**	**-100%**
Total General Fund:		**$2,224,494**	**$1,620,173**	**$2,958,000**	**33%**
Measure U					
Salaries & Fringe Benefits					

Name	Account ID	FY2022 Amended	FY2022 Actuals	FY2023 CM Recommended	FY2022 Amended vs. FY2023 CM Recommended (% Change)
Salaries & Wages	115-3002-1100	$196,000	$121,319	$374,800	91.2%
Salaries Overtime	115-3002-1300	$65,000	$22,173	$40,000	-38.5%
Comp Time Used	115-3002-1305	$2,000	$0	$2,000	0%
Comp Time Paid	115-3002-1310	$17,000	$9,347	$17,000	0%
Other Fringe Benefits	115-3002-1400	$13,048	$5,132	$10,200	-21.8%
Pers Pension	115-3002-1405	$152,700	$76,286	$220,600	44.5%
Health Plans	115-3002-1410	$44,158	$3,468	$57,200	29.5%
Workers Comp Contribution	115-3002-1415	$0	$0	$18,800	N/A
Special Pay	115-3002-1420	$61,829	$17,704	$59,600	-3.6%
Pto + Holiday	115-3002-1425	$9,900	$9,735	$22,300	125.3%
Total Salaries & Fringe Benefits:		**$561,635**	**$265,163**	**$822,500**	**46.4%**
Operating Supplies & Services					
Training & Education	115-3002-2560	$1,000	$1,139	$0	-100%
Professional/Specialized Serv	115-3002-2710	$12,000	$5,292	$12,000	0%
Total Operating Supplies & Services:		**$13,000**	**$6,431**	**$12,000**	**-7.7%**
Capital Outlay					
Major Machinery And Equipment	115-3002-5400	$0	$0	$240,000	N/A
Total Capital Outlay:		**$0**	**$0**	**$240,000**	**N/A**
Total Measure U:		**$574,635**	**$271,594**	**$1,074,500**	**87%**
Total:		**$2,799,129**	**$1,891,767**	**$4,032,500**	**44.1%**

Expenditures by Expense Type

2023 Budgeted Expenditures by Expense Type

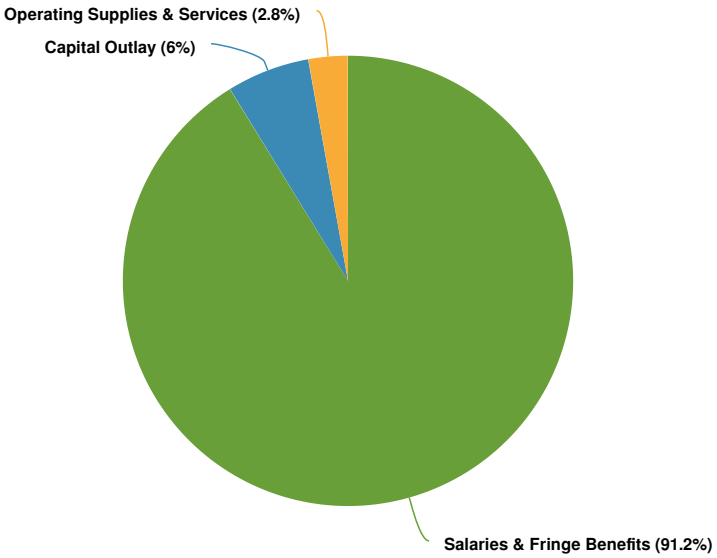

Patrol

Patrol is responsible for providing initial response to calls for service and neighborhood crime prevention. Through this program, police aim to provide high visibility uniform patrol and crime deterrence through proactive enforcement throughout the city.

PROGRAM OBJECTIVES:

- Improve communication with external groups to promote and sustain a positive image of the Police Department.
- Increase technology to assist in solving crimes.
- Maintain timely response to calls for service.
- Proactive approaches to reducing crime and the fear of crime improve the quality of life.
- Evaluate service demands and make adjustments to increase operational efficiency.

In FY2023, the Patrol Program (3003) absorbed all related costs of the Canine Program (3001).

Expenditures Summary

The City started program-based budgeting beginning in FY2022. Department budgets were allocated to programs, which is reflected in the budgeted data for FY2022 and FY2023. Historical data for FY2018 to FY2021 is reported at the Department level.

$11,601,300 **$1,961,773**
(20.35% vs. prior year)

Patrol Proposed and Historical Budget vs. Actual

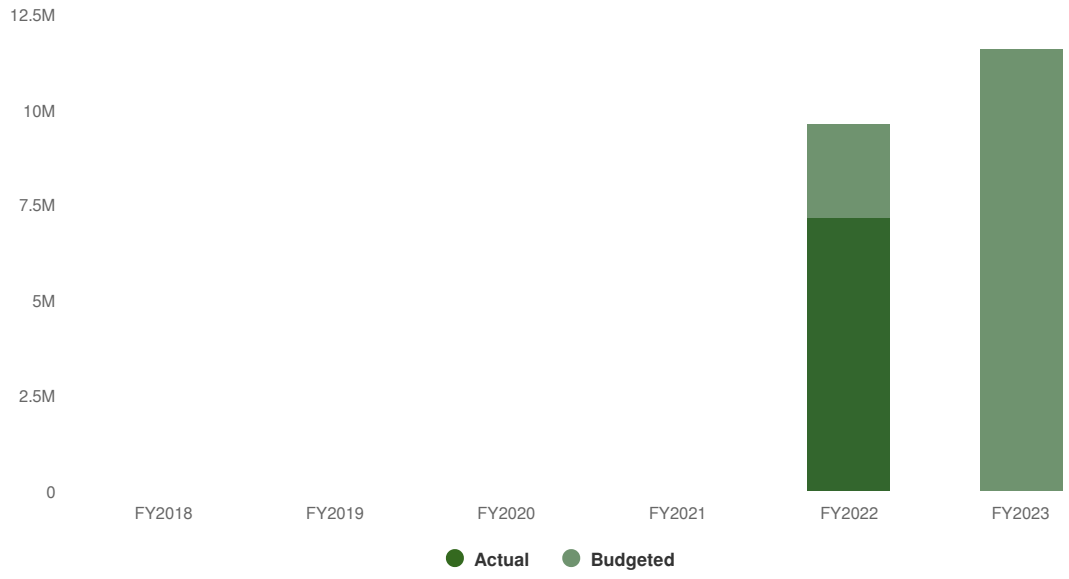

Expenditures by Fund

2023 Expenditures by Fund

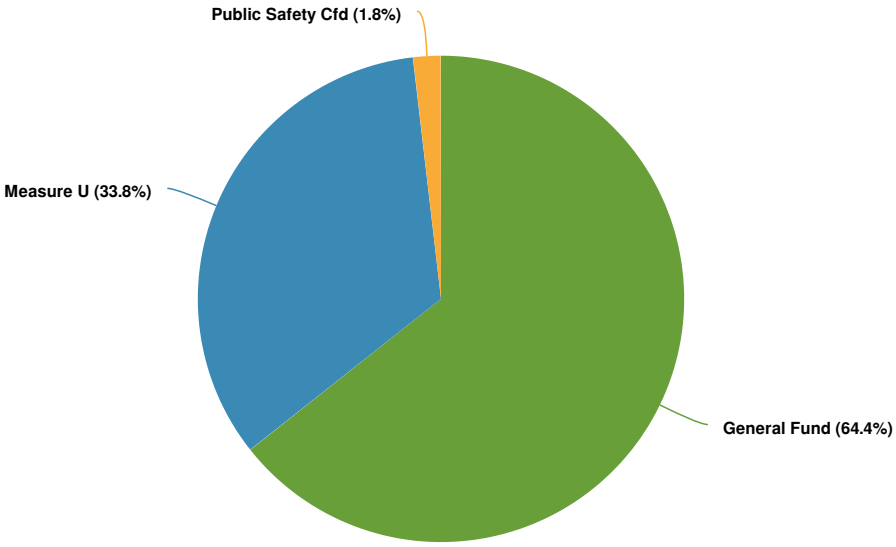

Budgeted and Historical Expenditures by Fund

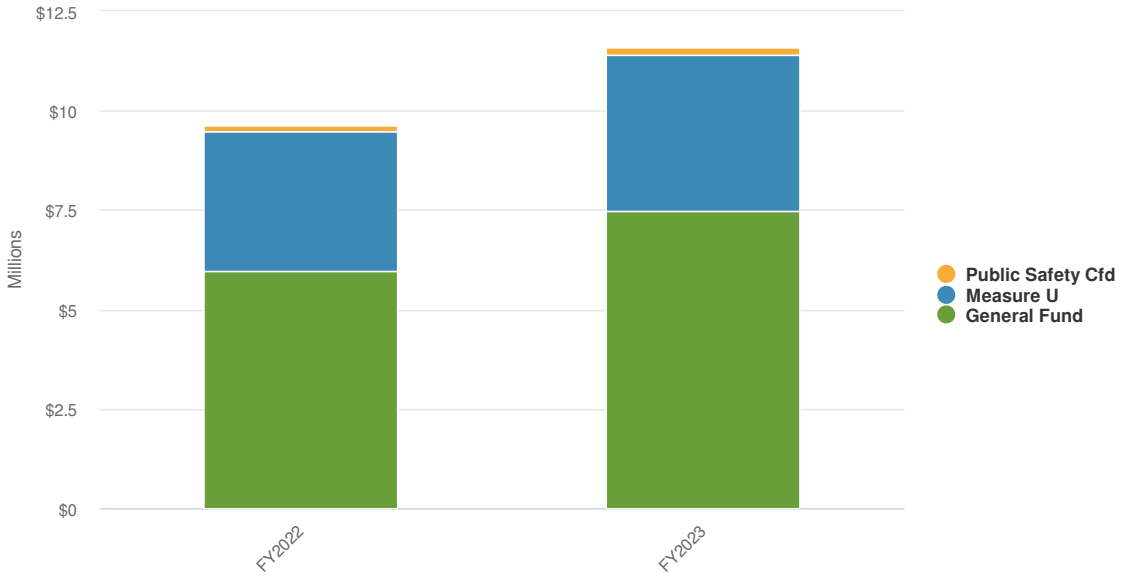

NOTE: The FY2022 Amended Budget and FY2022 Actuals are as of April 30, 2022.

Name	Account ID	FY2022 Amended	FY2022 Actuals	FY2023 CM Recommended	FY2022 Amended vs. FY2023 CM Recommended (% Change)
General Fund					
Salaries & Fringe Benefits					

Name	Account ID	FY2022 Amended	FY2022 Actuals	FY2023 CM Recommended	FY2022 Amended vs. FY2023 CM Recommended (% Change)
Salaries & Wages	110-3001-1100	$78,023	$33,015	$0	-100%
Salaries Overtime	110-3001-1300	$19,500	-$3,784	$0	-100%
Comp Time Used	110-3001-1305	$3,000	$0	$0	-100%
Comp Time Paid	110-3001-1310	$3,000	$77	$0	-100%
Other Fringe Benefits	110-3001-1400	$5,100	$1,466	$0	-100%
Pers Pension	110-3001-1405	$121,500	$23,683	$0	-100%
Health Plans	110-3001-1410	$26,900	$3,536	$0	-100%
Special Pay	110-3001-1420	$19,600	$7,438	$0	-100%
Pto + Holiday	110-3001-1425	$22,000	$15,079	$0	-100%
Salaries & Wages	110-3003-1100	$2,559,000	$2,204,302	$2,114,600	-17.4%
Salaries Overtime	110-3003-1300	$262,500	$302,608	$513,200	95.5%
Comp Time Used	110-3003-1305	$46,500	$23,772	$48,000	3.2%
Comp Time Paid	110-3003-1310	$46,500	$37,230	$60,000	29%
Other Fringe Benefits	110-3003-1400	$69,100	$96,680	$82,500	19.4%
Pers Pension	110-3003-1405	$1,585,000	$1,530,711	$1,845,400	16.4%
Health Plans	110-3003-1410	$389,400	$276,061	$471,200	21%
Workers Comp Contribution	110-3003-1415	$0	$0	$170,600	N/A
Special Pay	110-3003-1420	$294,400	$246,485	$449,800	52.8%
Pto + Holiday	110-3003-1425	$113,000	$117,847	$140,500	24.3%
Retiree Medical Premiums	110-3003-1450	$0	$0	$756,800	N/A
Total Salaries & Fringe Benefits:		**$5,664,023**	**$4,916,205**	**$6,652,600**	**17.5%**
Operating Supplies & Services					
Office Supplies And Materials	110-3001-2250	$300	$168	$0	-100%
Training & Education	110-3001-2560	$23,500	$23,478	$0	-100%
Uniforms And Safety Equipment	110-3001-2700	$3,600	$2,083	$0	-100%

Name	Account ID	FY2022 Amended	FY2022 Actuals	FY2023 CM Recommended	FY2022 Amended vs. FY2023 CM Recommended (% Change)
Professional/Specialized Serv	110-3001-2710	$4,000	$3,249	$0	-100%
Office Supplies And Materials	110-3003-2250	$2,000	$1,380	$2,300	15%
Vehicle Supplies & Maintenance	110-3003-2350	$1,700	$663	$2,100	23.5%
Maint & Operations/Parts & Sup	110-3003-2450	$7,000	$1,466	$7,000	0%
Conferences	110-3003-2550	$500	-$4,748	$500	0%
Training & Education	110-3003-2560	$10,000	$13,596	$40,800	308%
Uniforms And Safety Equipment	110-3003-2700	$22,900	$11,794	$36,500	59.4%
Professional/Specialized Serv	110-3003-2710	$13,900	$9,558	$43,900	215.8%
Small Tools	110-3003-2850	$200	$32	$200	0%
Total Operating Supplies & Services:		**$89,600**	**$62,720**	**$133,300**	**48.8%**
Internal Service Charges					
Equipment Replacement	110-3003-3600	$0	$0	$110,900	N/A
Total Internal Service Charges:		**$0**	**$0**	**$110,900**	**N/A**
Capital Outlay					
Major Machinery And Equipment	110-3003-5400	$231,389	$0	$570,000	146.3%
Total Capital Outlay:		**$231,389**	**$0**	**$570,000**	**146.3%**
Total General Fund:		**$5,985,012**	**$4,978,924**	**$7,466,800**	**24.8%**
Measure U					
Salaries & Fringe Benefits					
Salaries & Wages	115-3001-1100	$79,500	$66,323	$0	-100%
Salaries Overtime	115-3001-1300	$13,000	$27,039	$0	-100%
Comp Time Used	115-3001-1305	$8,400	$4,536	$0	-100%
Comp Time Paid	115-3001-1310	$1,400	$3,761	$0	-100%
Other Fringe Benefits	115-3001-1400	$3,106	$3,020	$0	-100%
Pers Pension	115-3001-1405	$53,800	$54,425	$0	-100%
Health Plans	115-3001-1410	$13,864	$10,140	$0	-100%

Name	Account ID	FY2022 Amended	FY2022 Actuals	FY2023 CM Recommended	FY2022 Amended vs. FY2023 CM Recommended (% Change)
Special Pay	115-3001-1420	$16,087	$13,082	$0	-100%
Pto + Holiday	115-3001-1425	$3,200	$6,194	$0	-100%
Salaries & Wages	115-3003-1100	$1,120,700	$705,140	$2,181,900	94.7%
Salaries Overtime	115-3003-1300	$225,000	$351,314	$400,000	77.8%
Comp Time Used	115-3003-1305	$5,300	$11,365	$19,000	258.5%
Comp Time Paid	115-3003-1310	$5,300	$17,485	$19,000	258.5%
Other Fringe Benefits	115-3003-1400	$58,809	$31,722	$29,800	-49.3%
Pers Pension	115-3003-1405	$673,300	$494,122	$654,400	-2.8%
Health Plans	115-3003-1410	$223,164	$105,569	$214,200	-4%
Workers Comp Contribution	115-3003-1415	$0	$0	$69,100	N/A
Special Pay	115-3003-1420	$128,654	$47,102	$87,400	-32.1%
Pto + Holiday	115-3003-1425	$51,700	$35,568	$43,300	-16.2%
Total Salaries & Fringe Benefits:		**$2,684,284**	**$1,987,908**	**$3,718,100**	**38.5%**
Operating Supplies & Services					
Training & Education	115-3003-2560	$10,000	$6,354	$10,000	0%
Professional/Specialized Serv	115-3003-2710	$12,000	$834	$12,000	0%
Total Operating Supplies & Services:		**$22,000**	**$7,188**	**$22,000**	**0%**
Internal Service Charges					
Equipment Replacement	115-3003-3600	$0	$0	$181,400	N/A
Total Internal Service Charges:		**$0**	**$0**	**$181,400**	**N/A**
Capital Outlay					
Major Machinery And Equipment	115-3003-5400	$782,131	$60,096	$0	-100%
Total Capital Outlay:		**$782,131**	**$60,096**	**$0**	**-100%**
Total Measure U:		**$3,488,415**	**$2,055,192**	**$3,921,500**	**12.4%**
Public Safety Cfd					
Salaries & Fringe Benefits					

Name	Account ID	FY2022 Amended	FY2022 Actuals	FY2023 CM Recommended	FY2022 Amended vs. FY2023 CM Recommended (% Change)
Salaries & Wages	234-3003-1100	$89,200	$69,638	$93,700	5%
Salaries Overtime	234-3003-1300	$0	$0	$10,000	N/A
Other Fringe Benefits	234-3003-1400	$2,300	$2,336	$2,300	0%
Pers Pension	234-3003-1405	$54,200	$45,494	$53,700	-0.9%
Health Plans	234-3003-1410	$13,400	$10,140	$14,300	6.7%
Workers Comp Contribution	234-3003-1415	$0	$0	$5,600	N/A
Special Pay	234-3003-1420	$3,700	$2,469	$5,300	43.2%
Pto + Holiday	234-3003-1425	$3,300	$2,009	$3,000	-9.1%
Unemployment Benefits	234-3003-1430	$0	$0	$200	N/A
Retiree Medical Premiums	234-3003-1450	$0	$0	$24,900	N/A
Total Salaries & Fringe Benefits:		**$166,100**	**$132,087**	**$213,000**	**28.2%**
Total Public Safety Cfd:		**$166,100**	**$132,087**	**$213,000**	**28.2%**
Total:		**$9,639,527**	**$7,166,203**	**$11,601,300**	**20.4%**

Expenditures by Expense Type

2023 Budgeted Expenditures by Expense Type

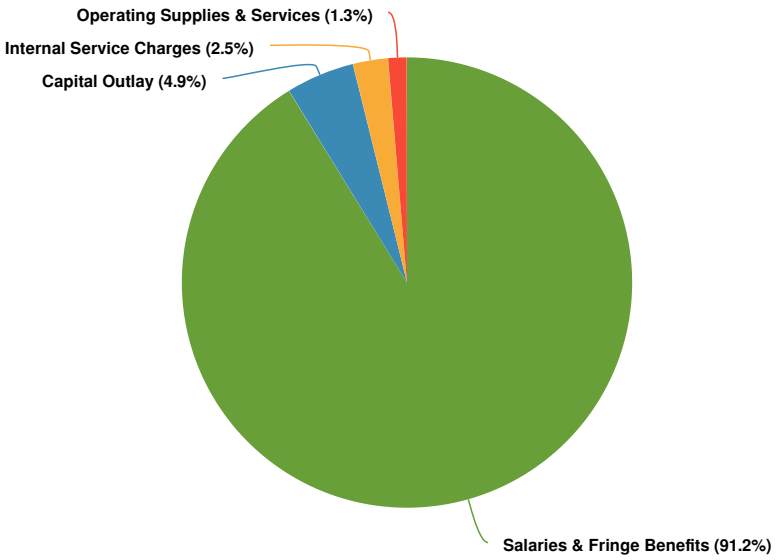

ROCS

Restoring Our Community Strategy (ROCS) program addresses quality of life issues by building partnerships and community engagement with non-profit groups, business owners and citizens. Provide leadership in collaboration with City residents and businesses to develop, implement and continue problem solving strategies for crime prevention and social issues affecting the community.

PROGRAM OBJECTIVES:

- Engage with other City Departments to reduce blight and improve the cleanliness of the city.
- Address homelessness through collaborative options and long-term solutions.
- Conduct four Crime Prevention Through Environmental Design evaluations per month.
- Promote anti-trespassing through engagement/education with business and property owners.
- New innovative ideas for addressing quality of life issues and implementation of non-traditional law enforcement practices.
- Increase ROCS staffing levels to seven day a week coverage.

Expenditures Summary

The City started program-based budgeting beginning in FY2022. Department budgets were allocated to programs, which is reflected in the budgeted data for FY2022 and FY2023. Historical data for FY2018 to FY2021 is reported at the Department level.

$2,573,000 **$466,367**
(22.14% vs. prior year)

ROCS Proposed and Historical Budget vs. Actual

Expenditures by Fund

2023 Expenditures by Fund

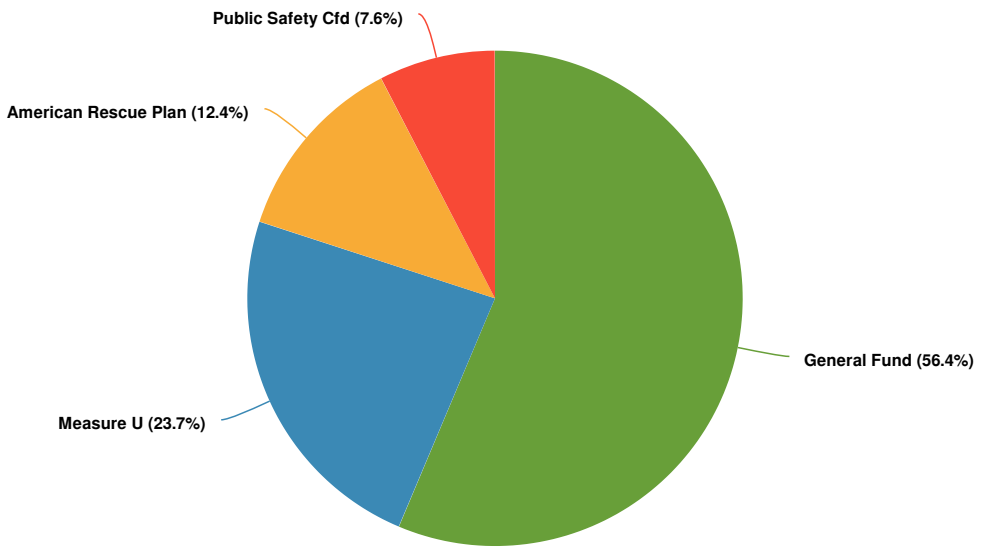

Budgeted and Historical Expenditures by Fund

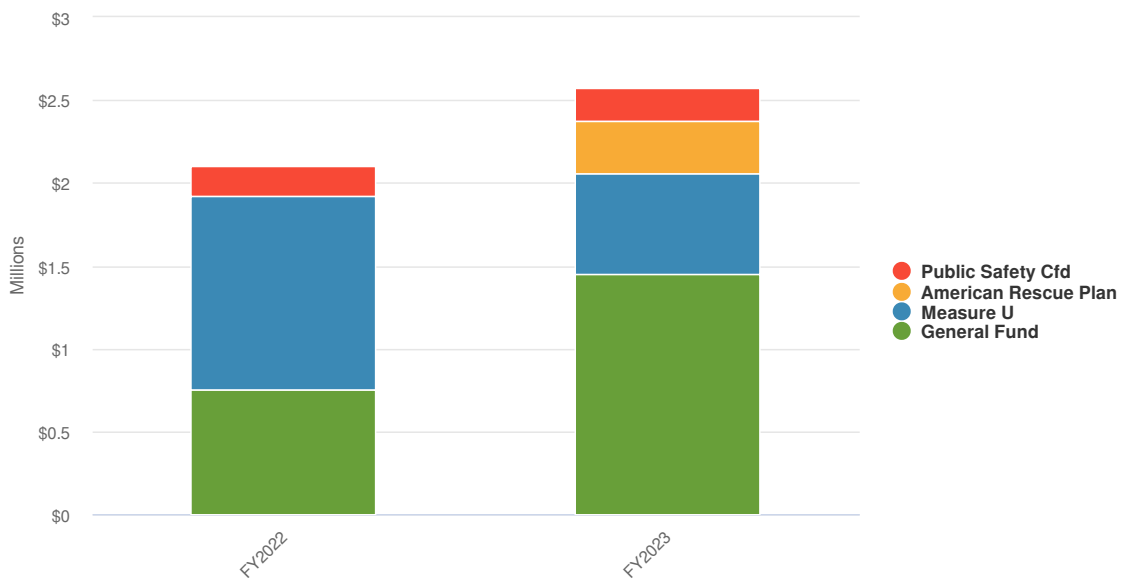

NOTE: The FY2022 Amended Budget and FY2022 Actuals are as of April 30, 2022.

Name	Account ID	FY2022 Amended	FY2022 Actuals	FY2023 CM Recommended	FY2022 Amended vs. FY2023 CM Recommended (% Change)
General Fund					
Salaries & Fringe Benefits					

Name	Account ID	FY2022 Amended	FY2022 Actuals	FY2023 CM Recommended	FY2022 Amended vs. FY2023 CM Recommended (% Change)
Salaries & Wages	110-3004-1100	$281,785	$179,277	$623,900	121.4%
Salaries Overtime	110-3004-1300	$45,000	$6,669	$64,500	43.3%
Comp Time Used	110-3004-1305	$7,000	$680	$5,000	-28.6%
Comp Time Paid	110-3004-1310	$7,000	$0	$5,000	-28.6%
Other Fringe Benefits	110-3004-1400	$11,500	$6,510	$16,100	40%
Pers Pension	110-3004-1405	$265,000	$118,317	$358,500	35.3%
Health Plans	110-3004-1410	$67,100	$36,095	$100,000	49%
Workers Comp Contribution	110-3004-1415	$0	$0	$32,300	N/A
Special Pay	110-3004-1420	$47,000	$17,748	$71,200	51.5%
Pto + Holiday	110-3004-1425	$16,900	$0	$21,500	27.2%
Retiree Medical Premiums	110-3004-1450	$0	$0	$143,300	N/A
Total Salaries & Fringe Benefits:		**$748,285**	**$365,297**	**$1,441,300**	**92.6%**
Operating Supplies & Services					
Office Supplies And Materials	110-3004-2250	$800	$798	$800	0%
Professional/Specialized Serv	110-3004-2710	$1,000	$0	$8,000	700%
Total Operating Supplies & Services:		**$1,800**	**$798**	**$8,800**	**388.9%**
Total General Fund:		**$750,085**	**$366,095**	**$1,450,100**	**93.3%**
Measure U					
Salaries & Fringe Benefits					
Salaries & Wages	115-3004-1100	$320,911	$187,001	$192,300	-40.1%
Salaries Part Time	115-3004-1200	$80,000	$0	$0	-100%
Salaries Overtime	115-3004-1300	$30,000	$27,794	$40,000	33.3%
Comp Time Used	115-3004-1305	$900	$513	$1,000	11.1%
Comp Time Paid	115-3004-1310	$900	$0	$1,000	11.1%
Other Fringe Benefits	115-3004-1400	$20,542	$9,231	$5,300	-74.2%
Pers Pension	115-3004-1405	$238,200	$120,634	$108,200	-54.6%

Name	Account ID	FY2022 Amended	FY2022 Actuals	FY2023 CM Recommended	FY2022 Amended vs. FY2023 CM Recommended (% Change)
Health Plans	115-3004-1410	$44,422	$21,229	$28,600	-35.6%
Workers Comp Contribution	115-3004-1415	$0	$0	$31,700	N/A
Special Pay	115-3004-1420	$88,573	$27,333	$34,700	-60.8%
Pto + Holiday	115-3004-1425	$16,400	$0	$15,600	-4.9%
Total Salaries & Fringe Benefits:		**$840,848**	**$393,735**	**$458,400**	**-45.5%**
Operating Supplies & Services					
Telephone/Communications	115-3004-2200	$1,800	$0	$1,800	0%
Office Supplies And Materials	115-3004-2250	$200	$0	$200	0%
Contracts & Leases	115-3004-2400	$40,000	$0	$100,000	150%
Maint & Operations/Parts & Sup	115-3004-2450	$223,200	$0	$23,200	-89.6%
Training & Education	115-3004-2560	$10,200	$3,491	$10,200	0%
Uniforms And Safety Equipment	115-3004-2700	$4,400	$0	$4,400	0%
Professional/Specialized Serv	115-3004-2710	$10,000	$0	$10,000	0%
Small Tools	115-3004-2850	$600	$600	$600	0%
Total Operating Supplies & Services:		**$290,400**	**$4,091**	**$150,400**	**-48.2%**
Capital Outlay					
Major Machinery And Equipment	115-3004-5400	$41,000	$37,347	$0	-100%
Total Capital Outlay:		**$41,000**	**$37,347**	**$0**	**-100%**
Total Measure U:		**$1,172,248**	**$435,173**	**$608,800**	**-48.1%**
Public Safety Cfd					
Salaries & Fringe Benefits					
Salaries & Wages	234-3004-1100	$96,000	$44,454	$85,000	-11.5%
Salaries Overtime	234-3004-1300	$0	$405	$10,000	N/A
Other Fringe Benefits	234-3004-1400	$2,500	$1,537	$2,100	-16%
Pers Pension	234-3004-1405	$60,800	$27,664	$47,700	-21.5%
Health Plans	234-3004-1410	$13,400	$5,684	$14,300	6.7%

Name	Account ID	FY2022 Amended	FY2022 Actuals	FY2023 CM Recommended	FY2022 Amended vs. FY2023 CM Recommended (% Change)
Workers Comp Contribution	234-3004-1415	$0	$0	$5,500	N/A
Special Pay	234-3004-1420	$8,100	$3,208	$3,400	-58%
Pto + Holiday	234-3004-1425	$3,500	$0	$2,800	-20%
Retiree Medical Premiums	234-3004-1450	$0	$0	$24,600	N/A
Total Salaries & Fringe Benefits:		**$184,300**	**$82,952**	**$195,400**	**6%**
Total Public Safety Cfd:		**$184,300**	**$82,952**	**$195,400**	**6%**
American Rescue Plan					
Salaries & Fringe Benefits					
Salaries Part Time	270-3004-1200	$0	$0	$300,000	N/A
Other Fringe Benefits	270-3004-1400	$0	$0	$4,400	N/A
Special Pay	270-3004-1420	$0	$0	$14,300	N/A
Total Salaries & Fringe Benefits:		**$0**	**$0**	**$318,700**	**N/A**
Total American Rescue Plan:		**$0**	**$0**	**$318,700**	**N/A**
Total:		**$2,106,633**	**$884,220**	**$2,573,000**	**22.1%**

Expenditures by Expense Type

2023 Budgeted Expenditures by Expense Type

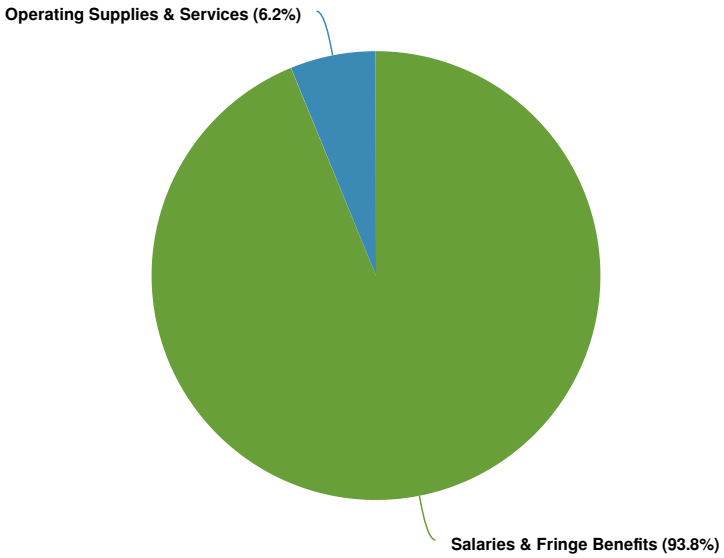

Traffic

The Traffic Bureau will enforce the California Vehicle Code and investigate traffic collisions. Provide support to other bureaus and to be responsive to the public's needs by addressing traffic safety issues through proactive enforcement, education programs and specialized traffic investigations.

PROGRAM OBJECTIVES:

- Educate the public on traffic laws by providing four public announcements per month.
- Enforce the California Vehicle Code through proactive traffic enforcement.
- Reduce the number of traffic accidents involving traffic fatalities.
- Reduce the number of traffic accidents involving DUI.
- Increase Traffic Bureau personnel to provide traffic enforcement seven days a week.

Expenditures Summary

The City started program-based budgeting beginning in FY2022. Department budgets were allocated to programs, which is reflected in the budgeted data for FY2022 and FY2023. Historical data for FY2018 to FY2021 is reported at the Department level.

$1,995,700 **$241,126**
(13.74% vs. prior year)

Traffic Proposed and Historical Budget vs. Actual

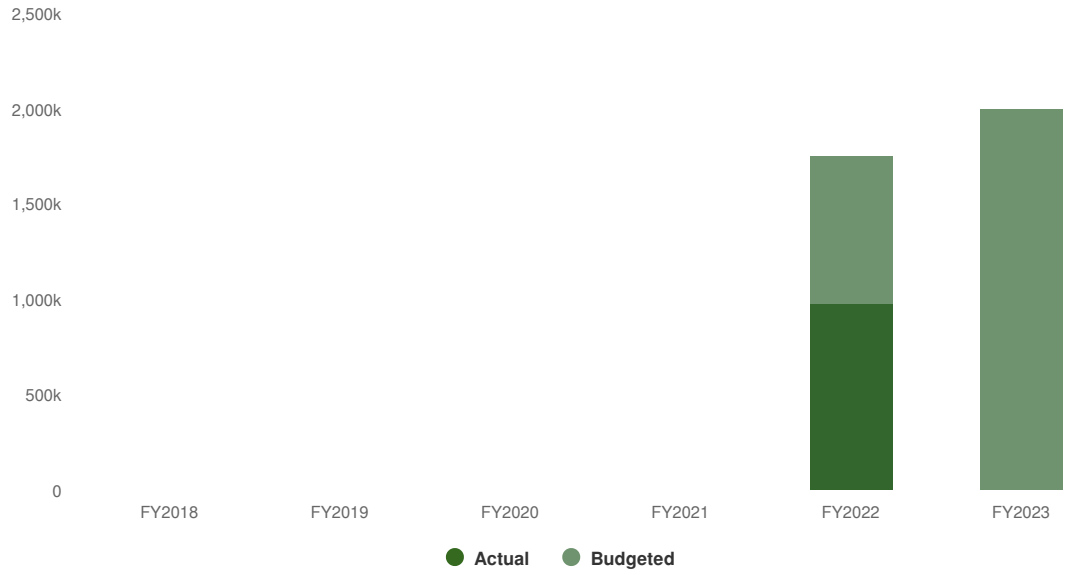

Expenditures by Fund

2023 Expenditures by Fund

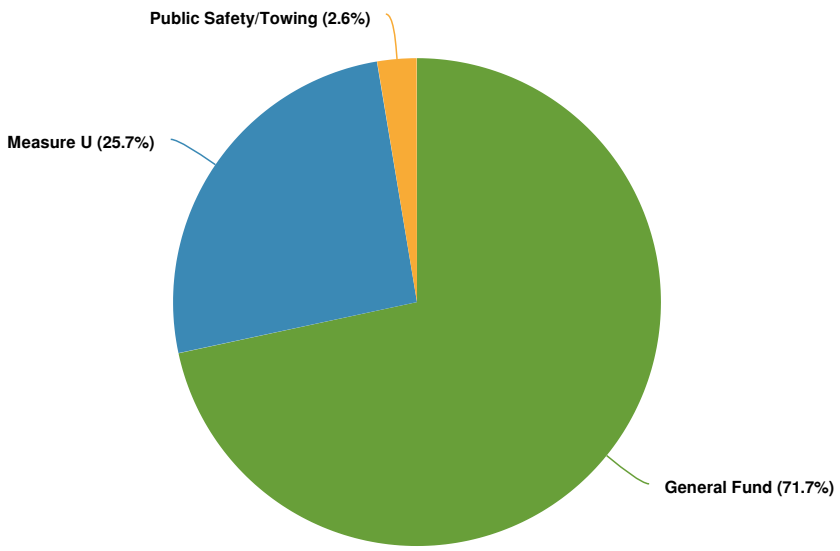

Budgeted and Historical Expenditures by Fund

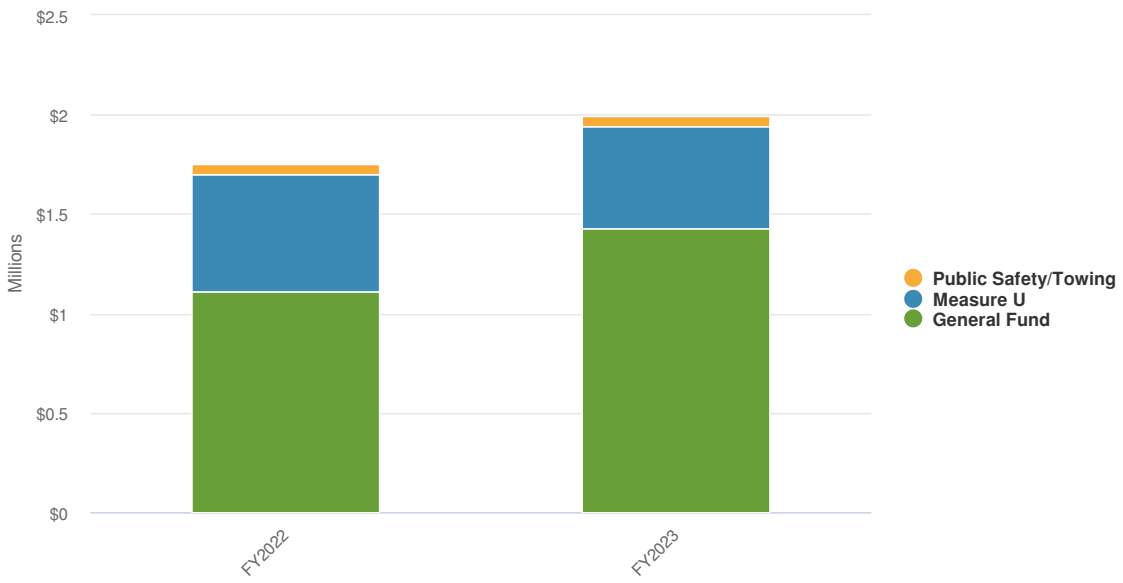

NOTE: The FY2022 Amended Budget and FY2022 Actuals are as of April 30, 2022.

Name	Account ID	FY2022 Amended	FY2022 Actuals	FY2023 CM Recommended	FY2022 Amended vs. FY2023 CM Recommended (% Change)
General Fund					
Salaries & Fringe Benefits					

Name	Account ID	FY2022 Amended	FY2022 Actuals	FY2023 CM Recommended	FY2022 Amended vs. FY2023 CM Recommended (% Change)
Salaries & Wages	110-3005-1100	$531,300	$364,328	$573,700	8%
Salaries Overtime	110-3005-1300	$39,000	$21,067	$39,000	0%
Comp Time Used	110-3005-1305	$7,000	$4,533	$5,000	-28.6%
Comp Time Paid	110-3005-1310	$7,000	$4,345	$7,000	0%
Other Fringe Benefits	110-3005-1400	$14,900	$16,399	$15,400	3.4%
Pers Pension	110-3005-1405	$335,900	$240,582	$343,100	2.1%
Health Plans	110-3005-1410	$80,500	$48,322	$85,700	6.5%
Workers Comp Contribution	110-3005-1415	$0	$0	$34,400	N/A
Special Pay	110-3005-1420	$58,000	$47,230	$92,500	59.5%
Pto + Holiday	110-3005-1425	$26,400	$6,355	$28,900	9.5%
Retiree Medical Premiums	110-3005-1450	$0	$0	$152,700	N/A
Total Salaries & Fringe Benefits:		**$1,100,000**	**$753,161**	**$1,377,400**	**25.2%**
Operating Supplies & Services					
Office Supplies And Materials	110-3005-2250	$300	$78	$300	0%
Uniforms And Safety Equipment	110-3005-2700	$3,300	$1,131	$3,300	0%
Professional/Specialized Serv	110-3005-2710	$4,000	$248	$4,000	0%
Total Operating Supplies & Services:		**$7,600**	**$1,457**	**$7,600**	**0%**
Capital Outlay					
Major Machinery And Equipment	110-3005-5400	$0	$0	$45,000	N/A
Total Capital Outlay:		**$0**	**$0**	**$45,000**	**N/A**
Total General Fund:		**$1,107,600**	**$754,619**	**$1,430,000**	**29.1%**
Measure U					
Salaries & Fringe Benefits					
Salaries & Wages	115-3005-1100	$147,500	$77,094	$231,400	56.9%
Salaries Overtime	115-3005-1300	$26,000	$6,969	$26,000	0%
Comp Time Used	115-3005-1305	$800	$1,061	$1,000	25%

Name	Account ID	FY2022 Amended	FY2022 Actuals	FY2023 CM Recommended	FY2022 Amended vs. FY2023 CM Recommended (% Change)
Comp Time Paid	115-3005-1310	$800	$4,345	$7,000	775%
Other Fringe Benefits	115-3005-1400	$10,836	$2,852	$6,000	-44.6%
Pers Pension	115-3005-1405	$134,200	$53,187	$129,700	-3.4%
Health Plans	115-3005-1410	$44,357	$10,140	$42,900	-3.3%
Workers Comp Contribution	115-3005-1415	$0	$0	$11,300	N/A
Special Pay	115-3005-1420	$37,087	$13,980	$31,700	-14.5%
Pto + Holiday	115-3005-1425	$9,200	$1,107	$8,600	-6.5%
Total Salaries & Fringe Benefits:		**$410,780**	**$170,735**	**$495,600**	**20.6%**
Operating Supplies & Services					
Training & Education	115-3005-2560	$10,000	$1,564	$10,000	0%
Uniforms And Safety Equipment	115-3005-2700	$14,753	$0	$0	-100%
Professional/Specialized Serv	115-3005-2710	$8,000	$0	$8,000	0%
Total Operating Supplies & Services:		**$32,753**	**$1,564**	**$18,000**	**-45%**
Capital Outlay					
Major Machinery And Equipment	115-3005-5400	$151,341	$5,156	$0	-100%
Total Capital Outlay:		**$151,341**	**$5,156**	**$0**	**-100%**
Total Measure U:		**$594,874**	**$177,456**	**$513,600**	**-13.7%**
Public Safety/Towing					
Salaries & Fringe Benefits					
Salaries Overtime	130-3005-1300	$30,000	$21,067	$30,000	0%
Grant Reimbursable Overtime	130-3005-1330	$0	$16,367	$0	N/A
Total Salaries & Fringe Benefits:		**$30,000**	**$37,434**	**$30,000**	**0%**
Operating Supplies & Services					
Office Supplies And Materials	130-3005-2250	$5,000	$258	$5,000	0%
Vehicle Supplies & Maintenance	130-3005-2350	$9,000	$4,144	$9,000	0%
Training & Education	130-3005-2560	$3,900	$405	$3,900	0%

Name	Account ID	FY2022 Amended	FY2022 Actuals	FY2023 CM Recommended	FY2022 Amended vs. FY2023 CM Recommended (% Change)
Uniforms And Safety Equipment	130-3005-2700	$4,200	$3,671	$4,200	0%
Total Operating Supplies & Services:		**$22,100**	**$8,479**	**$22,100**	**0%**
Total Public Safety/Towing:		**$52,100**	**$45,912**	**$52,100**	**0%**
Total:		**$1,754,574**	**$977,987**	**$1,995,700**	**13.7%**

Expenditures by Expense Type

2023 Budgeted Expenditures by Expense Type

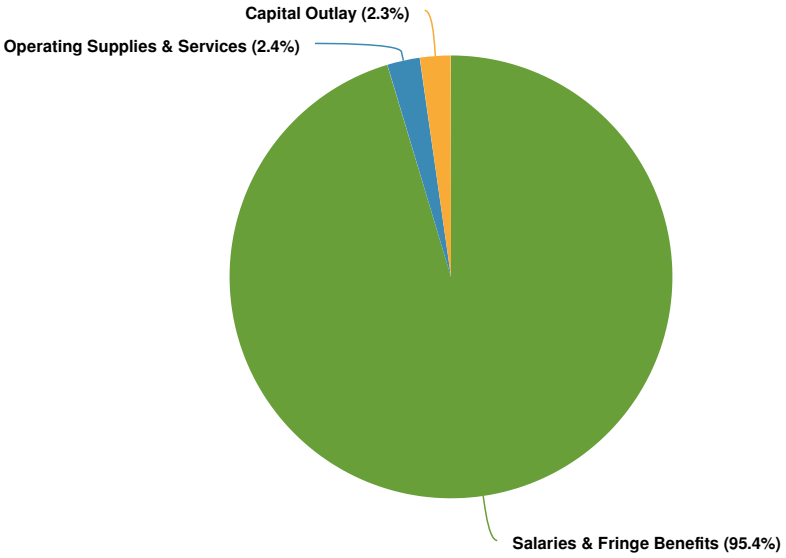

Community Services

Provide progressive quality community services with a problem-solving philosophy unique to the City of Hemet. Actively solicit community interaction and collaborative partnerships to form problem-solving strategies relating to mental health, the youth and schools in the City. Increase and strengthen community involvement through a youth explorer program, citizen academies and volunteer programs.

PROGRAM OBJECTIVES:

- Provide a proactive approach to mental health individuals in need with the Crisis Intervention Team (CIT).
- Reduce the number of mental health response calls.
- Increase School Resource Officer's (SRO's) engagement in community events involving the City's youth.
- Strengthen and build community partnerships and improve engagement with community youth and citizens.
- Maintain a strong expanding Police Department Volunteer Program.

In FY2023, the Community Services Program (3006) absorbed all related costs of the PACT Program (3010).

Expenditures Summary

The City started program-based budgeting beginning in FY2022. Department budgets were allocated to programs, which is reflected in the budgeted data for FY2022 and FY2023. Historical data for FY2018 to FY2021 is reported at the Department level.

$1,682,400 **$127,199**
(8.18% vs. prior year)

Community Services Proposed and Historical Budget vs. Actual

Expenditures by Fund

2023 Expenditures by Fund

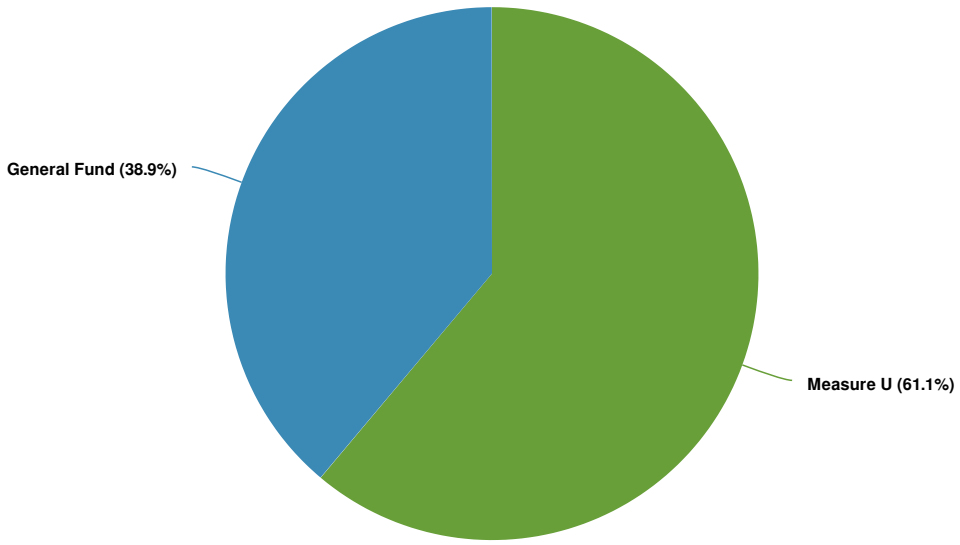

Budgeted and Historical Expenditures by Fund

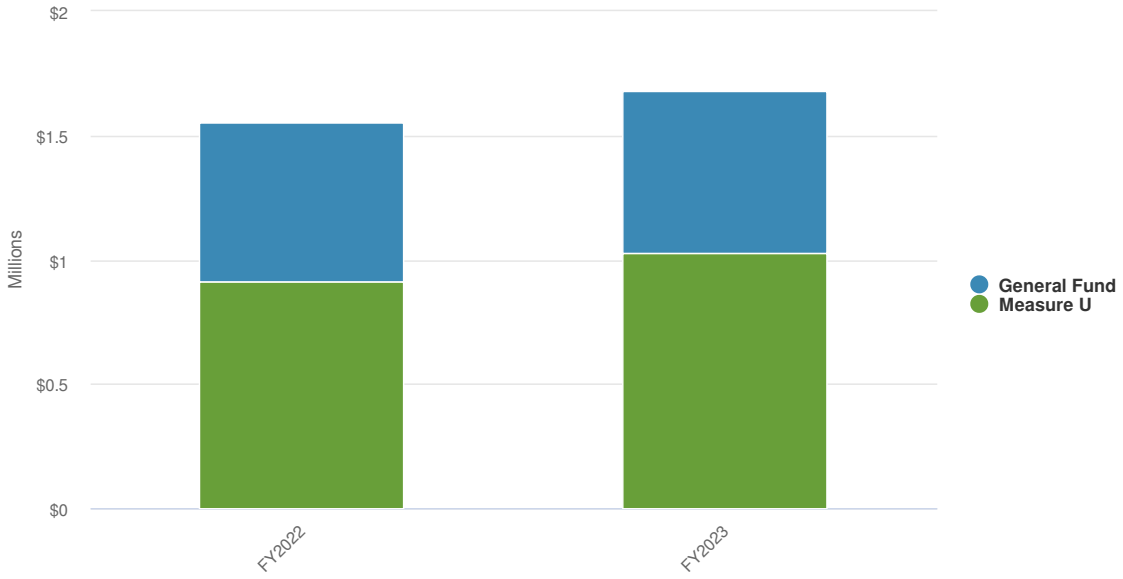

NOTE: The FY2022 Amended Budget and FY2022 Actuals are as of April 30, 2022.

Name	Account ID	FY2022 Amended	FY2022 Actuals	FY2023 CM Recommended	FY2022 Amended vs. FY2023 CM Recommended (% Change)
General Fund					
Salaries & Fringe Benefits					

Name	Account ID	FY2022 Amended	FY2022 Actuals	FY2023 CM Recommended	FY2022 Amended vs. FY2023 CM Recommended (% Change)
Salaries & Wages	110-3006-1100	$96,000	$73,890	$240,800	150.8%
Salaries Overtime	110-3006-1300	$39,000	$23,269	$46,500	19.2%
Comp Time Used	110-3006-1305	$7,000	$1,938	$8,000	14.3%
Comp Time Paid	110-3006-1310	$7,000	$49	$11,000	57.1%
Other Fringe Benefits	110-3006-1400	$2,600	$3,066	$6,800	161.5%
Pers Pension	110-3006-1405	$61,800	$56,498	$155,200	151.1%
Health Plans	110-3006-1410	$13,400	$10,140	$28,600	113.4%
Workers Comp Contribution	110-3006-1415	$0	$0	$14,400	N/A
Special Pay	110-3006-1420	$9,600	$9,667	$54,300	465.6%
Pto + Holiday	110-3006-1425	$3,500	$4,798	$16,900	382.9%
Retiree Medical Premiums	110-3006-1450	$0	$0	$64,000	N/A
Salaries & Wages	110-3010-1100	$133,300	$107,307	$0	-100%
Salaries Overtime	110-3010-1300	$7,500	$13,615	$0	-100%
Comp Time Used	110-3010-1305	$1,500	$0	$0	-100%
Comp Time Paid	110-3010-1310	$1,500	$0	$0	-100%
Other Fringe Benefits	110-3010-1400	$4,000	$6,680	$0	-100%
Pers Pension	110-3010-1405	$89,800	$84,903	$0	-100%
Health Plans	110-3010-1410	$13,400	$10,069	$0	-100%
Special Pay	110-3010-1420	$29,500	$32,984	$0	-100%
Pto + Holiday	110-3010-1425	$10,000	$2,949	$0	-100%
Total Salaries & Fringe Benefits:		**$530,400**	**$441,822**	**$646,500**	**21.9%**
Operating Supplies & Services					
Office Supplies And Materials	110-3006-2250	$1,700	$1,164	$2,000	17.6%
Vehicle Supplies & Maintenance	110-3006-2350	$200	$46	$200	0%
Conferences	110-3006-2550	$2,200	$2,200	$2,200	0%

Name	Account ID	FY2022 Amended	FY2022 Actuals	FY2023 CM Recommended	FY2022 Amended vs. FY2023 CM Recommended (% Change)
Training & Education	110-3006-2560	$1,000	$583	$1,000	0%
Miscellaneous	110-3006-2800	$2,000	$1,653	$2,000	0%
Office Supplies And Materials	110-3010-2250	$300	$26	$0	-100%
Training & Education	110-3010-2560	$500	$210	$0	-100%
Total Operating Supplies & Services:		**$7,900**	**$5,882**	**$7,400**	**-6.3%**
Capital Outlay					
Pact Program Machinery And Equipment	110-3010-5410	$105,493	$3,163	$0	-100%
Total Capital Outlay:		**$105,493**	**$3,163**	**$0**	**-100%**
Total General Fund:		**$643,793**	**$450,867**	**$653,900**	**1.6%**
Measure U					
Salaries & Fringe Benefits					
Salaries & Wages	115-3006-1100	$415,200	$333,950	$434,400	4.6%
Salaries Overtime	115-3006-1300	$41,000	$39,535	$82,000	100%
Comp Time Used	115-3006-1305	$800	$3,437	$9,000	1,025%
Comp Time Paid	115-3006-1310	$800	$510	$2,000	150%
Other Fringe Benefits	115-3006-1400	$14,824	$18,635	$12,200	-17.7%
Pers Pension	115-3006-1405	$273,400	$234,536	$281,100	2.8%
Health Plans	115-3006-1410	$55,629	$31,160	$57,100	2.6%
Workers Comp Contribution	115-3006-1415	$0	$0	$26,000	N/A
Special Pay	115-3006-1420	$76,114	$50,538	$98,600	29.5%
Pto + Holiday	115-3006-1425	$20,400	$2,009	$23,100	13.2%
Salaries Overtime	115-3010-1300	$5,000	$4,010	$0	-100%
Comp Time Used	115-3010-1305	$200	$0	$0	-100%
Comp Time Paid	115-3010-1310	$200	$0	$0	-100%
Health Plans	115-3010-1410	$72	$0	$0	-100%
Special Pay	115-3010-1420	$4,769	$0	$0	-100%

Name	Account ID	FY2022 Amended	FY2022 Actuals	FY2023 CM Recommended	FY2022 Amended vs. FY2023 CM Recommended (% Change)
Total Salaries & Fringe Benefits:		**$908,408**	**$718,321**	**$1,025,500**	**12.9%**
Operating Supplies & Services					
Training & Education	115-3006-2560	$3,000	$3,861	$3,000	0%
Total Operating Supplies & Services:		**$3,000**	**$3,861**	**$3,000**	**0%**
Total Measure U:		**$911,408**	**$722,183**	**$1,028,500**	**12.8%**
Total:		**$1,555,201**	**$1,173,050**	**$1,682,400**	**8.2%**

Expenditures by Expense Type

2023 Budgeted Expenditures by Expense Type

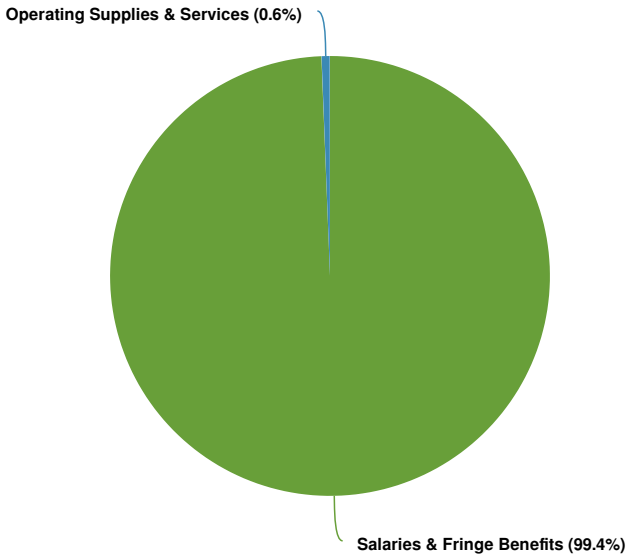

Police Records Manangement

To provide quality customer service to city departments, law enforcement agencies and the public by maintaining and providing accurate records in a timely manner.

PROGRAM OBJECTIVES:

- Implement new records management system to provide accurate and timely records and analytics.
- Provide excellent customer service to city staff, other agencies and the public.
- Implement California Incident Based Reporting System (CIBRS) & Racial Identity Profiling Act (RIPA).
- Implement Senate Bill 384 - Sex offender registration.

Expenditures Summary

The City started program-based budgeting beginning in FY2022. Department budgets were allocated to programs, which is reflected in the budgeted data for FY2022 and FY2023. Historical data for FY2018 to FY2021 is reported at the Department level.

$767,000 **$264,700**
(52.70% vs. prior year)

Police Records Management Proposed and Historical Budget vs. Actual

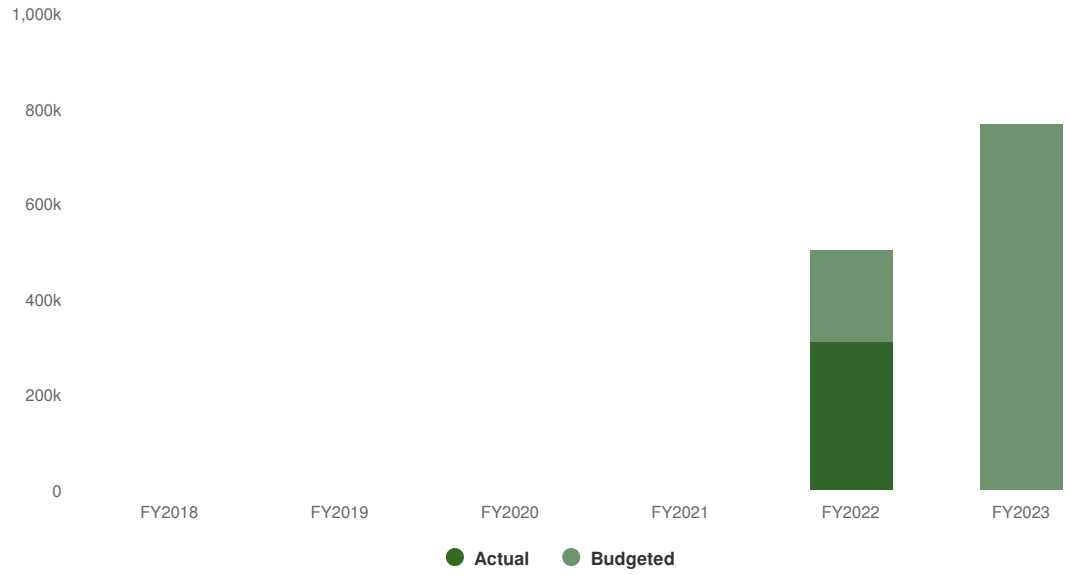

Expenditures by Fund

2023 Expenditures by Fund

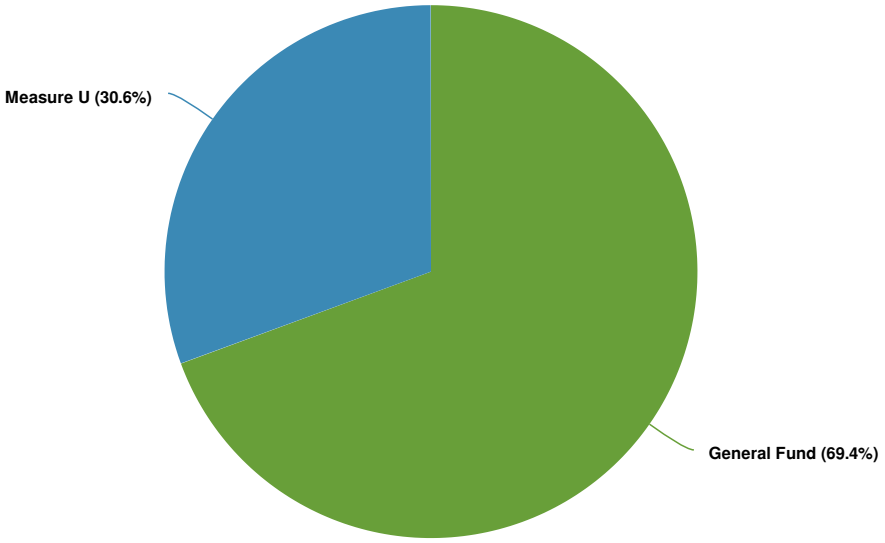

Budgeted and Historical Expenditures by Fund

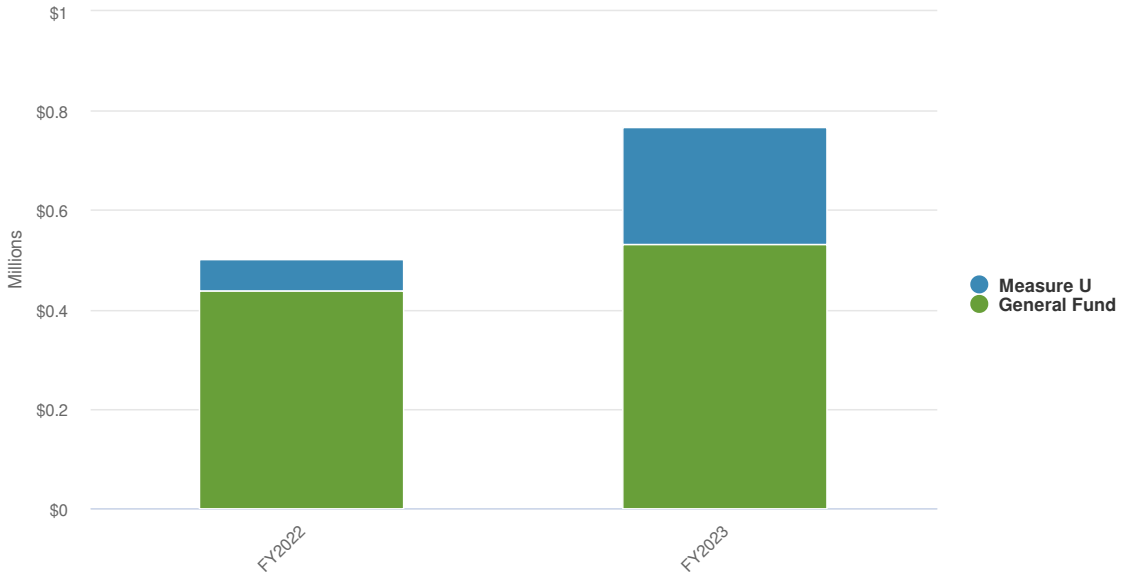

NOTE: The FY2022 Amended Budget and FY2022 Actuals are as of April 30, 2022.

Name	Account ID	FY2022 Amended	FY2022 Actuals	FY2023 CM Recommended	FY2022 Amended vs. FY2023 CM Recommended (% Change)
General Fund					
Salaries & Fringe Benefits					

Name	Account ID	FY2022 Amended	FY2022 Actuals	FY2023 CM Recommended	FY2022 Amended vs. FY2023 CM Recommended (% Change)
Salaries & Wages	110-3007-1100	$206,200	$156,528	$216,800	5.1%
Salaries Overtime	110-3007-1300	$33,000	$7,089	$33,000	0%
Comp Time Used	110-3007-1305	$6,000	$937	$2,000	-66.7%
Comp Time Paid	110-3007-1310	$6,000	$0	$2,000	-66.7%
Other Fringe Benefits	110-3007-1400	$5,300	$6,467	$5,300	0%
Pers Pension	110-3007-1405	$83,500	$71,480	$81,400	-2.5%
Health Plans	110-3007-1410	$67,100	$50,198	$71,400	6.4%
Workers Comp Contribution	110-3007-1415	$0	$0	$14,500	N/A
Special Pay	110-3007-1420	$11,400	$6,590	$16,200	42.1%
Pto + Holiday	110-3007-1425	$12,000	$3,031	$12,300	2.5%
Retiree Medical Premiums	110-3007-1450	$0	$0	$64,400	N/A
Total Salaries & Fringe Benefits:		**$430,500**	**$302,320**	**$519,300**	**20.6%**
Operating Supplies & Services					
Office Supplies And Materials	110-3007-2250	$5,000	$4,947	$8,000	60%
Training & Education	110-3007-2560	$1,500	$1,848	$4,500	200%
Professional/Specialized Serv	110-3007-2710	$500	$0	$500	0%
Total Operating Supplies & Services:		**$7,000**	**$6,795**	**$13,000**	**85.7%**
Total General Fund:		**$437,500**	**$309,115**	**$532,300**	**21.7%**
Measure U					
Salaries & Fringe Benefits					
Salaries & Wages	115-3007-1100	$22,900	$1,291	$119,500	421.8%
Salaries Overtime	115-3007-1300	$7,000	$0	$7,000	0%
Comp Time Used	115-3007-1305	$700	$0	$500	-28.6%
Comp Time Paid	115-3007-1310	$700	$0	$500	-28.6%
Other Fringe Benefits	115-3007-1400	$1,000	$54	$2,900	190%
Pers Pension	115-3007-1405	$15,300	$565	$44,600	191.5%

Name	Account ID	FY2022 Amended	FY2022 Actuals	FY2023 CM Recommended	FY2022 Amended vs. FY2023 CM Recommended (% Change)
Health Plans	115-3007-1410	$13,400	$1,029	$42,900	220.1%
Workers Comp Contribution	115-3007-1415	$0	$0	$2,700	N/A
Special Pay	115-3007-1420	$1,600	$37	$7,300	356.3%
Pto + Holiday	115-3007-1425	$2,200	$0	$6,800	209.1%
Total Salaries & Fringe Benefits:		**$64,800**	**$2,976**	**$234,700**	**262.2%**
Total Measure U:		**$64,800**	**$2,976**	**$234,700**	**262.2%**
Total:		**$502,300**	**$312,090**	**$767,000**	**52.7%**

Expenditures by Expense Type

2023 Budgeted Expenditures by Expense Type

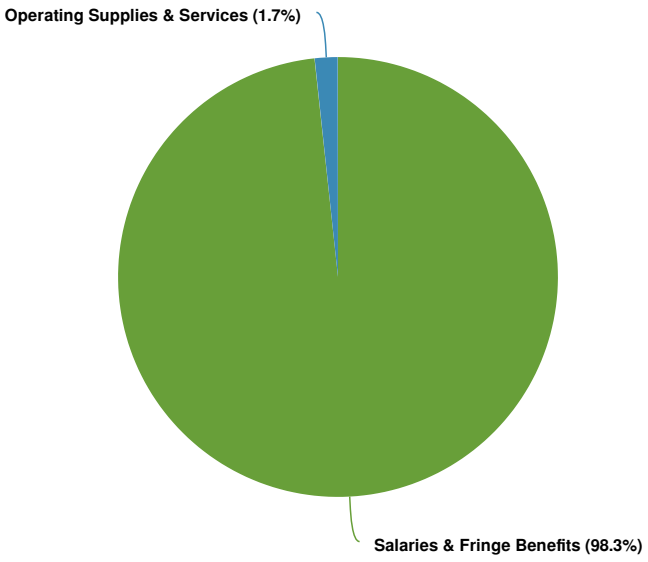

Police Dispatch

Provide police and fire emergency and non-emergency call taking services for the public and to dispatch police & fire resources to calls for service within the City.

PROGRAM OBJECTIVES:

- Provide adequate staffing to ensure timely taking and dispatching of calls at all times.
- Answer Text to 9-1-1 calls for service.

Expenditures Summary

The City started program-based budgeting beginning in FY2022. Department budgets were allocated to programs, which is reflected in the budgeted data for FY2022 and FY2023. Historical data for FY2018 to FY2021 is reported at the Department level.

$2,438,000 **$856,100**
(54.12% vs. prior year)

Police Dispatch Proposed and Historical Budget vs. Actual

Expenditures by Fund

2023 Expenditures by Fund

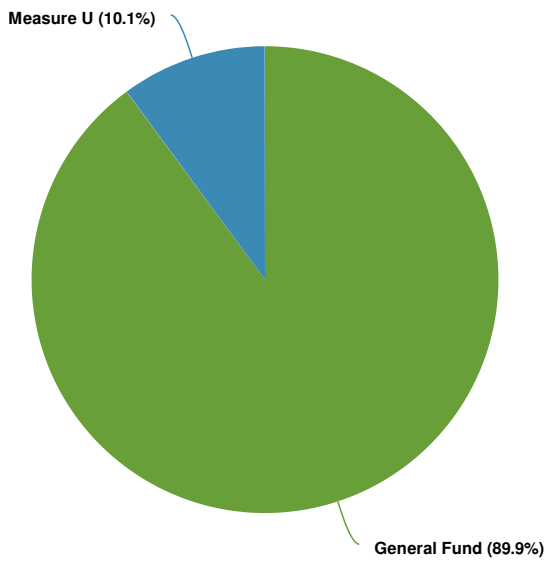

Budgeted and Historical Expenditures by Fund

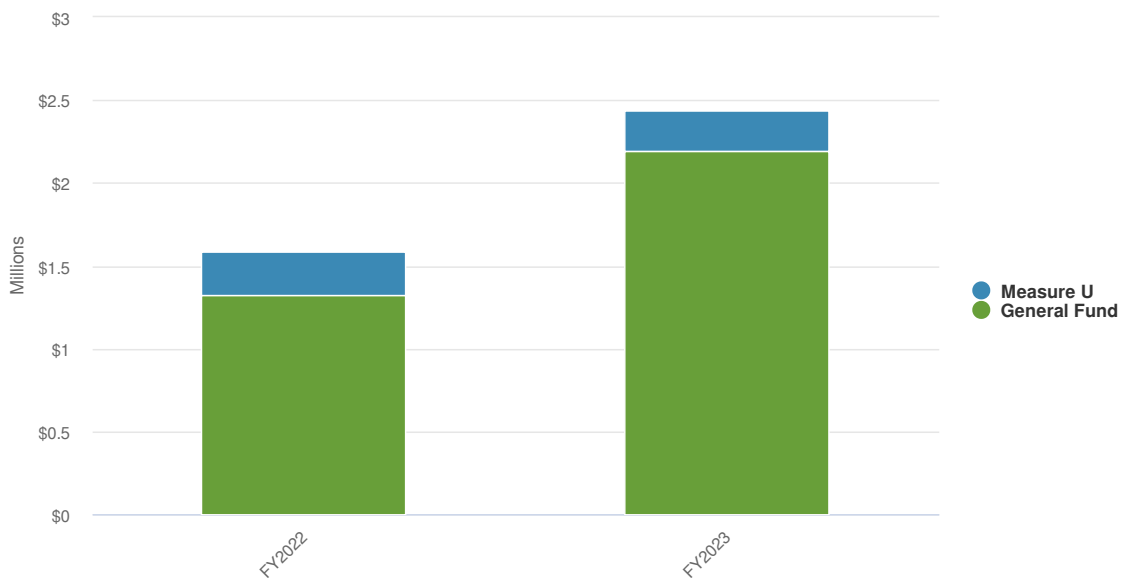

NOTE: The FY2022 Amended Budget and FY2022 Actuals are as of April 30, 2022.

Name	Account ID	FY2022 Amended	FY2022 Actuals	FY2023 CM Recommended	FY2022 Amended vs. FY2023 CM Recommended (% Change)
General Fund					
Salaries & Fringe Benefits					

Name	Account ID	FY2022 Amended	FY2022 Actuals	FY2023 CM Recommended	FY2022 Amended vs. FY2023 CM Recommended (% Change)
Salaries & Wages	110-3008-1100	$529,000	$325,720	$1,011,800	91.3%
Salaries Part Time	110-3008-1200	$26,800	$33,592	$20,400	-23.9%
Salaries Overtime	110-3008-1300	$93,800	$19,991	$85,000	-9.4%
Comp Time Used	110-3008-1305	$18,000	$14,604	$50,000	177.8%
Comp Time Paid	110-3008-1310	$48,000	$50,988	$80,000	66.7%
Other Fringe Benefits	110-3008-1400	$16,100	$15,606	$23,000	42.9%
Pers Pension	110-3008-1405	$276,800	$200,404	$323,400	16.8%
Health Plans	110-3008-1410	$147,700	$82,605	$187,000	26.6%
Workers Comp Contribution	110-3008-1415	$0	$0	$35,700	N/A
Special Pay	110-3008-1420	$127,500	$85,338	$165,600	29.9%
Pto + Holiday	110-3008-1425	$33,700	$45,604	$42,400	25.8%
Retiree Medical Premiums	110-3008-1450	$0	$0	$158,700	N/A
Total Salaries & Fringe Benefits:		**$1,317,400**	**$874,451**	**$2,183,000**	**65.7%**
Operating Supplies & Services					
Office Supplies And Materials	110-3008-2250	$1,700	$1,616	$1,700	0%
Maint & Operations/Parts & Sup	110-3008-2450	$3,300	$3,236	$3,300	0%
Training & Education	110-3008-2560	$4,000	$1,975	$4,000	0%
Total Operating Supplies & Services:		**$9,000**	**$6,827**	**$9,000**	**0%**
Total General Fund:		**$1,326,400**	**$881,278**	**$2,192,000**	**65.3%**
Measure U					
Salaries & Fringe Benefits					
Salaries & Wages	115-3008-1100	$97,700	$71,891	$99,900	2.3%
Salaries Overtime	115-3008-1300	$62,500	$11,549	$40,000	-36%
Comp Time Used	115-3008-1305	$1,900	$1,069	$2,000	5.3%
Comp Time Paid	115-3008-1310	$1,900	$3,362	$5,000	163.2%
Other Fringe Benefits	115-3008-1400	$2,600	$3,107	$2,500	-3.8%

Name	Account ID	FY2022 Amended	FY2022 Actuals	FY2023 CM Recommended	FY2022 Amended vs. FY2023 CM Recommended (% Change)
Pers Pension	115-3008-1405	$42,200	$36,109	$40,200	-4.7%
Health Plans	115-3008-1410	$26,900	$10,879	$28,600	6.3%
Workers Comp Contribution	115-3008-1415	$0	$0	$5,900	N/A
Special Pay	115-3008-1420	$13,100	$9,462	$15,200	16%
Pto + Holiday	115-3008-1425	$5,700	$3,213	$5,700	0%
Total Salaries & Fringe Benefits:		**$254,500**	**$150,642**	**$245,000**	**-3.7%**
Operating Supplies & Services					
Training & Education	115-3008-2560	$1,000	$0	$1,000	0%
Total Operating Supplies & Services:		**$1,000**	**$0**	**$1,000**	**0%**
Total Measure U:		**$255,500**	**$150,642**	**$246,000**	**-3.7%**
Total:		**$1,581,900**	**$1,031,920**	**$2,438,000**	**54.1%**

Expenditures by Expense Type

2023 Budgeted Expenditures by Expense Type

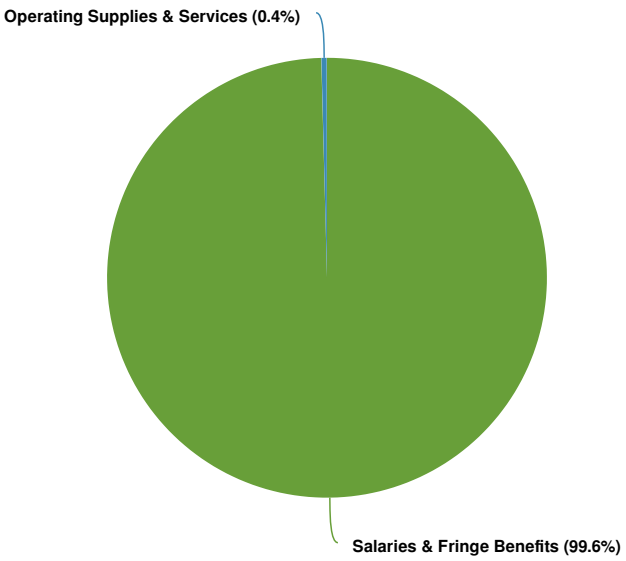

Technology Services

The Technology Services Program facilitates the systems and software needed to meet the objectives of the Police Department.

PROGRAM OBJECTIVES:

- Ensure that the City maintains the technological capacity to adequately respond to emergencies and maintain the safety in the community.

Expenditures Summary

The City started program-based budgeting beginning in FY2022. Department budgets were allocated to programs, which is reflected in the budgeted data for FY2022 and FY2023. Historical data for FY2018 to FY2021 is reported at the Department level.

$954,900 **-$324,798**
(-25.38% vs. prior year)

Technology Services Proposed and Historical Budget vs. Actual

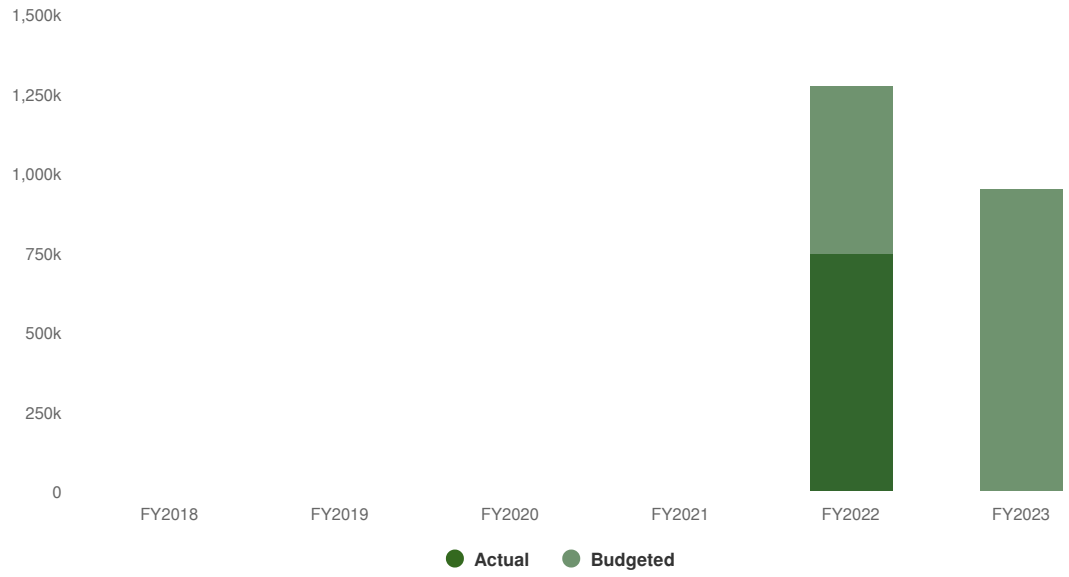

Expenditures by Fund

2023 Expenditures by Fund

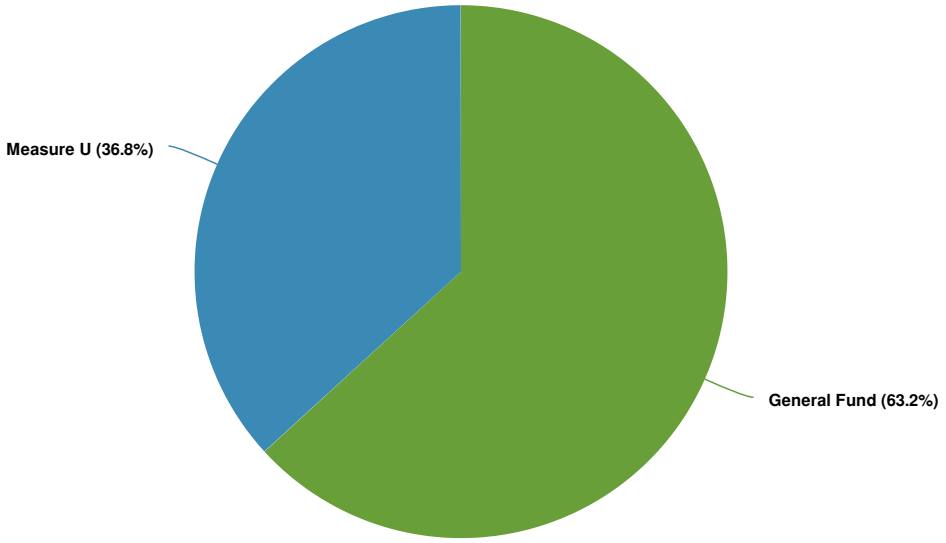

Budgeted and Historical Expenditures by Fund

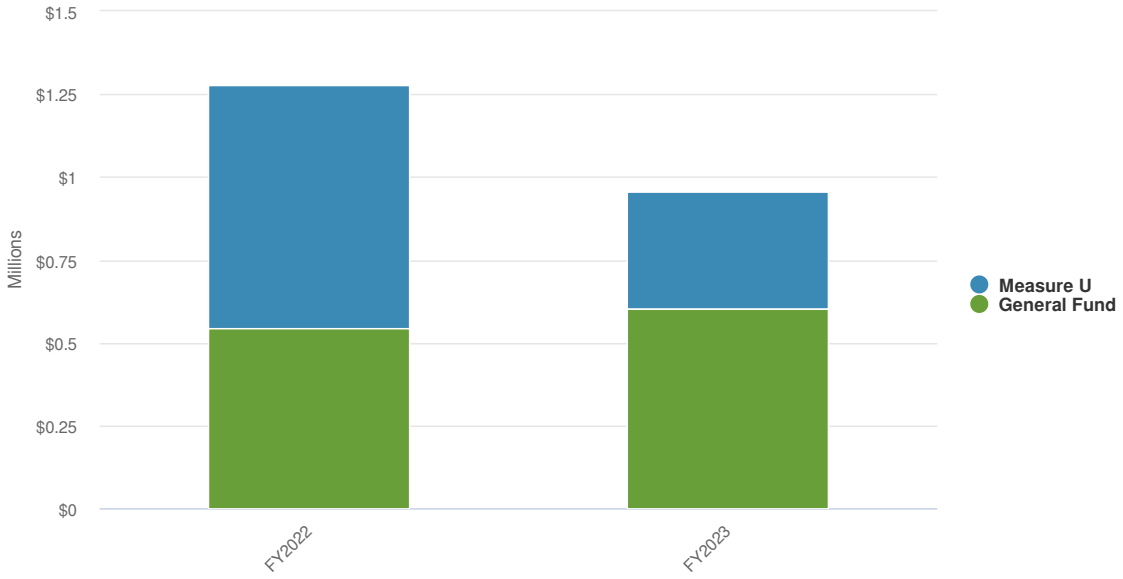

NOTE: The FY2022 Amended Budget and FY2022 Actuals are as of April 30, 2022.

Name	Account ID	FY2022 Amended	FY2022 Actuals	FY2023 CM Recommended	FY2022 Amended vs. FY2023 CM Recommended (% Change)
General Fund					
Operating Supplies & Services					

Name	Account ID	FY2022 Amended	FY2022 Actuals	FY2023 CM Recommended	FY2022 Amended vs. FY2023 CM Recommended (% Change)
Telephone/Communications	110-3013-2200	$91,800	$92,300	$101,800	10.9%
Advertising And Publications	110-3013-2220	$1,200	$0	$1,200	0%
Office Supplies And Materials	110-3013-2250	$3,000	$5,129	$0	-100%
Software Maintenance	110-3013-2265	$177,400	$69,553	$187,400	5.6%
Contracts & Leases	110-3013-2400	$222,745	$151,208	$200,700	-9.9%
Conferences	110-3013-2550	$100	$0	$100	0%
Professional/Specialized Serv	110-3013-2710	$43,900	$17,229	$107,900	145.8%
Miscellaneous	110-3013-2800	$4,500	$4,470	$4,500	0%
Total Operating Supplies & Services:		**$544,645**	**$339,889**	**$603,600**	**10.8%**
Total General Fund:		**$544,645**	**$339,889**	**$603,600**	**10.8%**
Measure U					
Operating Supplies & Services					
Telephone/Communications	115-3013-2200	$33,900	$4,674	$33,900	0%
Software Maintenance	115-3013-2265	$64,600	$2,436	$44,600	-31%
Contracts & Leases	115-3013-2400	$322,553	$315,563	$16,300	-94.9%
Professional/Specialized Serv	115-3013-2710	$314,000	$87,760	$256,500	-18.3%
Total Operating Supplies & Services:		**$735,053**	**$410,432**	**$351,300**	**-52.2%**
Total Measure U:		**$735,053**	**$410,432**	**$351,300**	**-52.2%**
Total:		**$1,279,698**	**$750,322**	**$954,900**	**-25.4%**

Expenditures by Expense Type

2023 Budgeted Expenditures by Expense Type

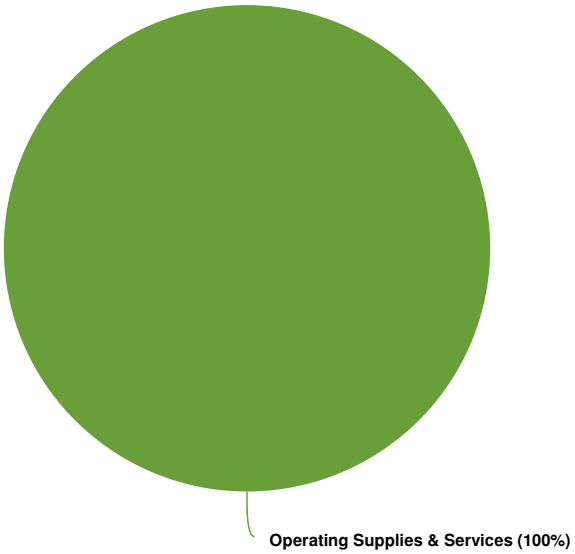

Fire

Eddie Sell
Fire Chief

The Hemet Fire Department is dedicated to community safety and the preservation of life, property and the environment.

PROGRAMS:

1. Administration
2. Fire Prevention
3. Fire/EMS Operations
4. Emergency Services
5. Dispatch

Expenditures Summary

$17,394,700 **-$1,662,735**
(-8.72% vs. prior year)

Fire Proposed and Historical Budget vs. Actual

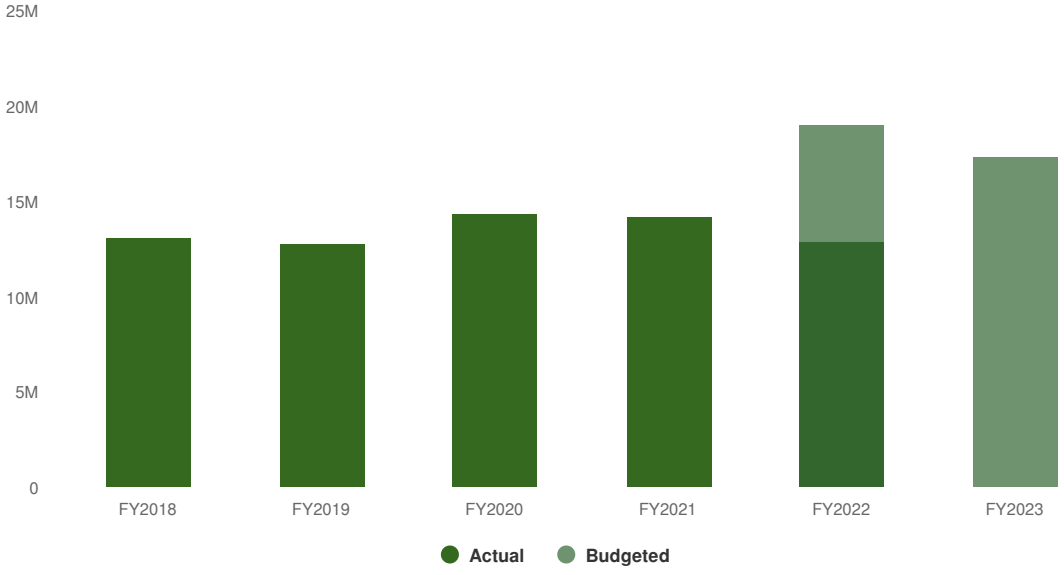

Expenditures by Fund

2023 Expenditures by Fund

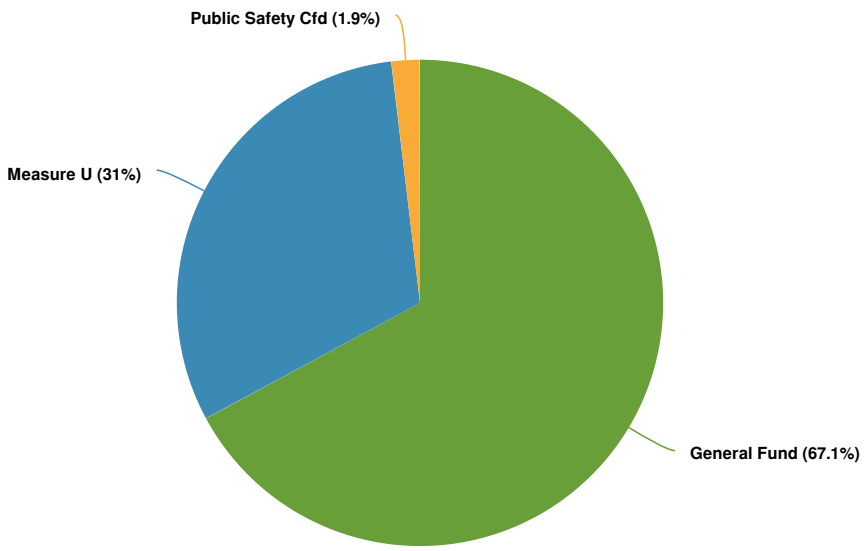

Budgeted and Historical Expenditures by Fund

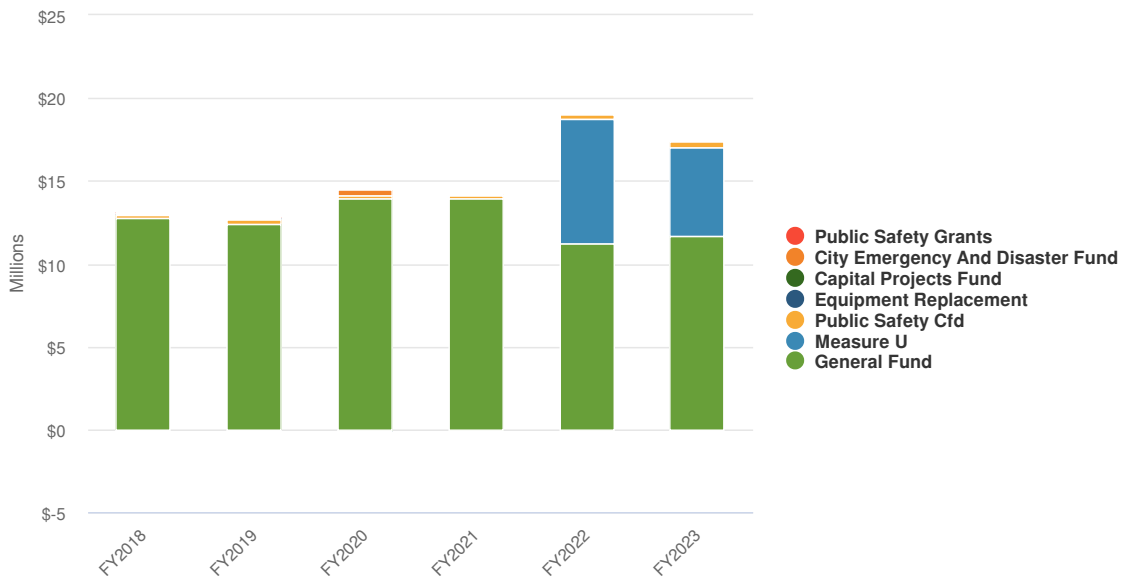

Prior to FY2022, Measure U expenditures resided within the City's General Fund in two stand-alone accounts; one for the Police Department and one for the Fire Department. In FY2022, Measure U was transferred into its own fund to facilitate tracking and analysis by creating further transparency that is important to the City's council and community.

NOTE: The FY2022 Amended Budget and FY2022 Actuals are as of April 30, 2022.

Name	FY2022 Amended	FY2022 Actuals	FY2023 CM Recommended	FY2022 Amended vs. FY2023 CM Recommended (% Change)
General Fund				
Salaries & Fringe Benefits	$9,277,000	$7,183,195	$9,563,600	3.1%
Operating Supplies & Services	$632,190	$430,905	$798,900	26.4%
Internal Service Charges	$1,225,000	$1,020,830	$1,313,900	7.3%
Capital Outlay	$65,000	$0	$0	-100%
Total General Fund:	**$11,199,190**	**$8,634,930**	**$11,676,400**	**4.3%**
Measure U				
Salaries & Fringe Benefits	$4,395,550	$3,655,035	$5,070,900	15.4%
Operating Supplies & Services	$272,928	$177,163	$98,000	-64.1%
Internal Service Charges	$152,400	$127,010	$220,300	44.6%
Capital Outlay	$2,739,467	$52,440	$0	-100%
Total Measure U:	**$7,560,345**	**$4,011,649**	**$5,389,200**	**-28.7%**
Public Safety Grants				
Operating Supplies & Services	$15,000	$0	$0	-100%
Capital Outlay	$67,000	$37,438	$0	-100%
Total Public Safety Grants:	**$82,000**	**$37,438**	**$0**	**-100%**
Public Safety Cfd				
Salaries & Fringe Benefits	$209,400	$179,113	$322,600	54.1%
Operating Supplies & Services	$6,500	$5,996	$6,500	0%
Total Public Safety Cfd:	**$215,900**	**$185,109**	**$329,100**	**52.4%**
Total:	**$19,057,435**	**$12,869,126**	**$17,394,700**	**-8.7%**

Expenditures by Program

2023 Budgeted Expenditures by Program

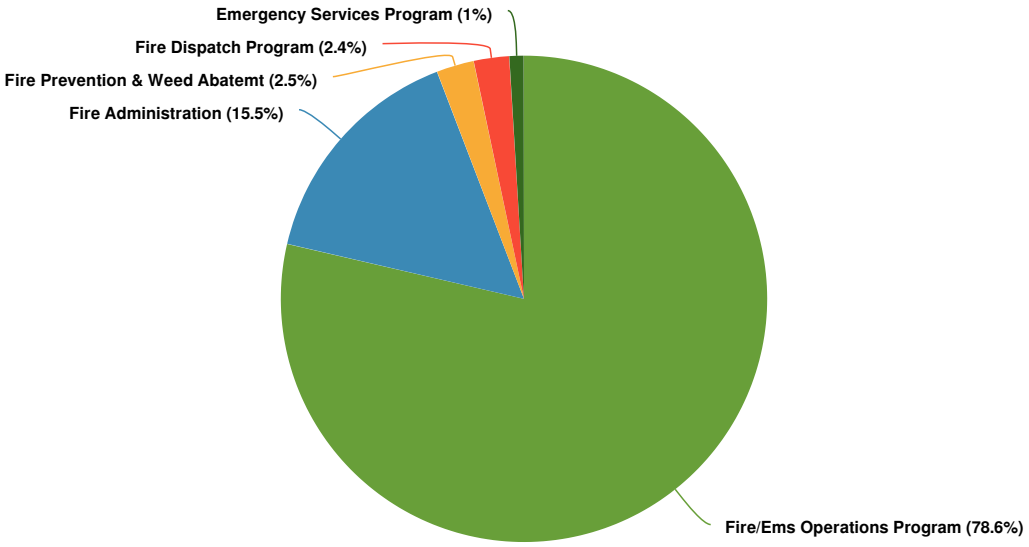

Expenditures by Expense Type

2023 Budgeted Expenditures by Expense Type

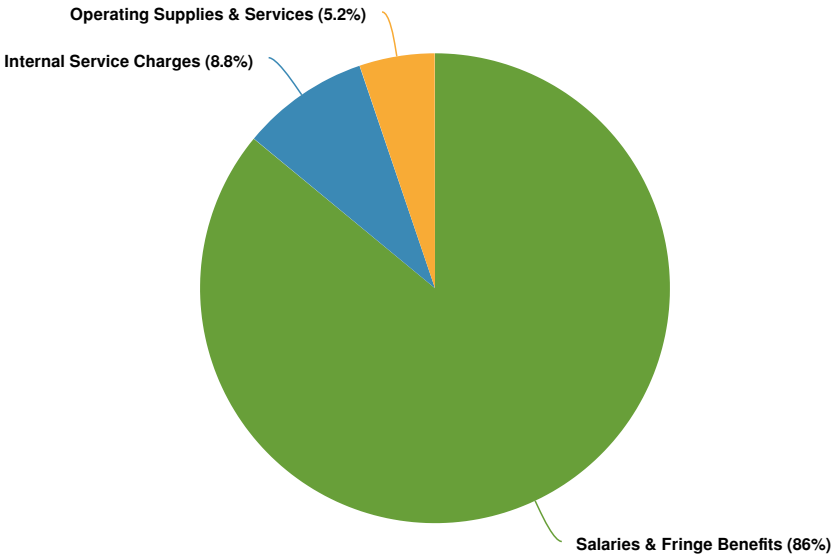

Budgeted and Historical Expenditures by Expense Type

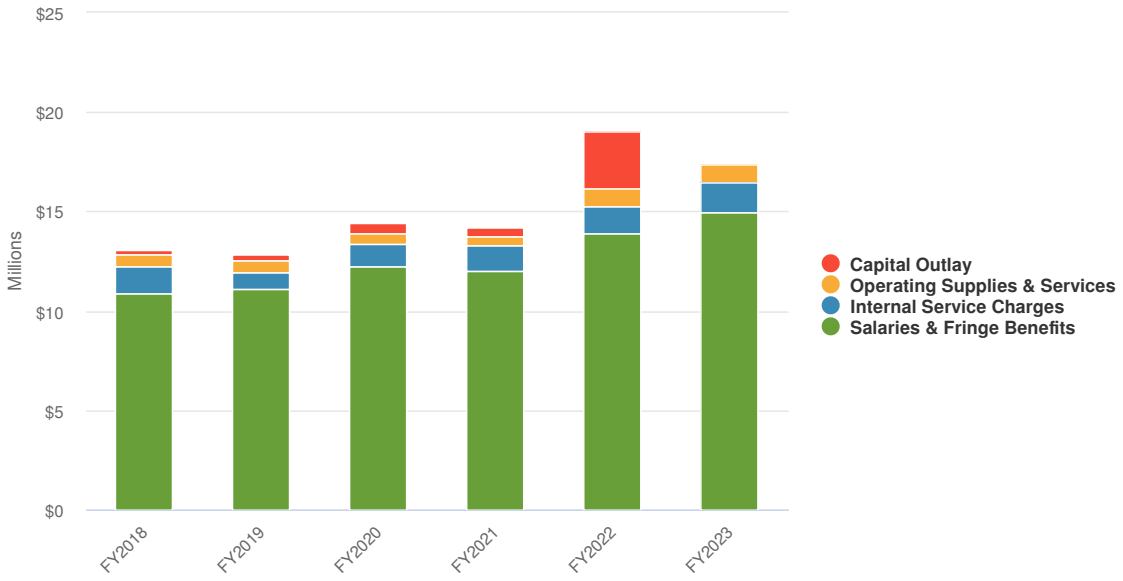

Organizational Chart

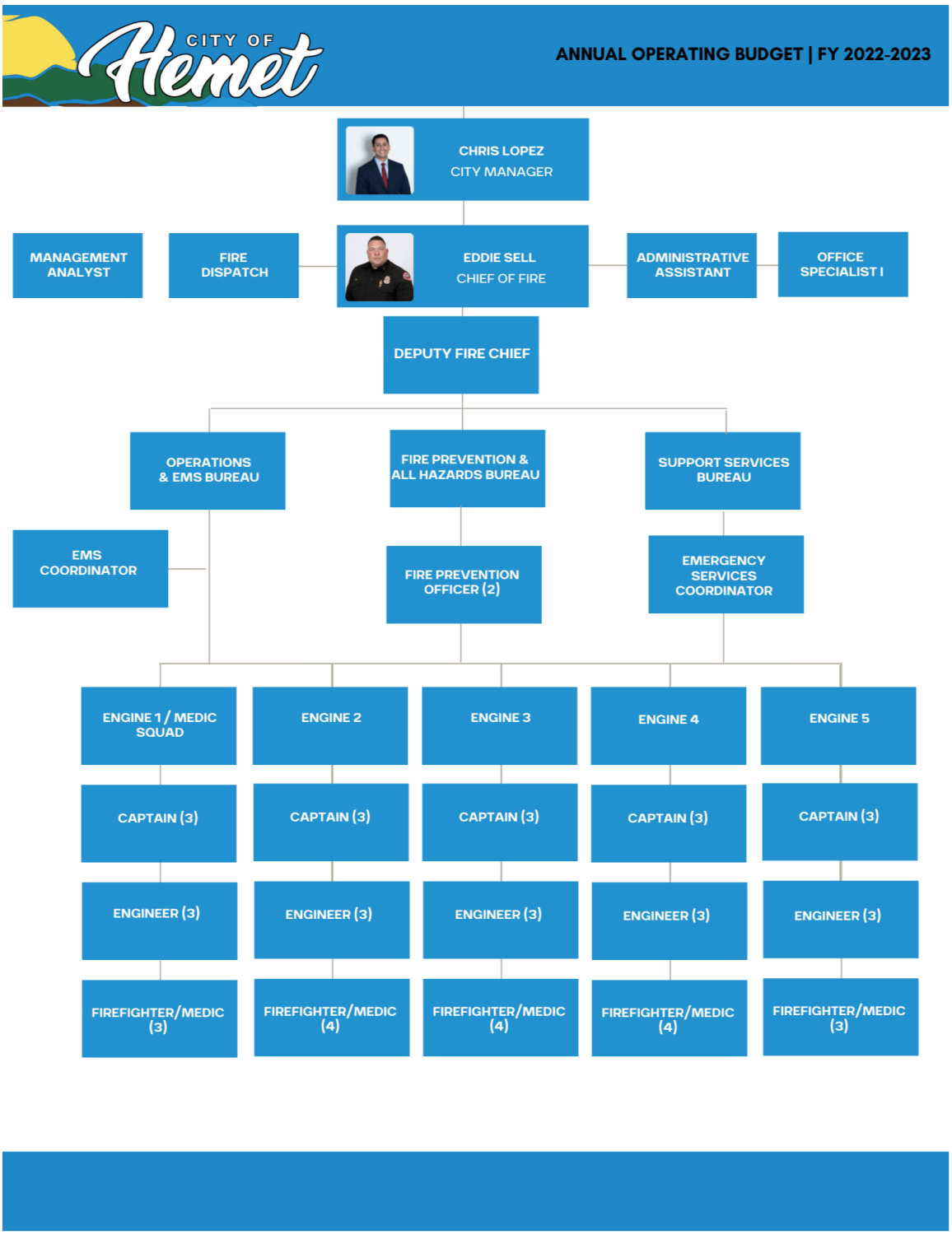

Fire Administration

The primary function of Fire Administration is to directly support the primary mission of all hazards emergency response and mitigation to the community; that includes overseeing each program in the Fire Department and facilitating their objectives.

PROGRAM OBJECTIVES:

- Provide organizational oversight.
- Direct and enforce City and departmental policy.
- Collaborate with labor leadership in executing department vision, goals and objectives.
- Ensure efficient and effective service delivery.
- Manage finances within the Departments budget.
- Maintain clear and transparent communication with operations personnel regarding budgets and programs.
- Provide excellent customer service.

Expenditures Summary

The City started program-based budgeting beginning in FY2022. Department budgets were allocated to programs, which is reflected in the budgeted data for FY2022 and FY2023. Historical data for FY2018 to FY2021 is reported at the Department level.

$2,703,900 **-$810,868**
(-23.07% vs. prior year)

Fire Administration Proposed and Historical Budget vs. Actual

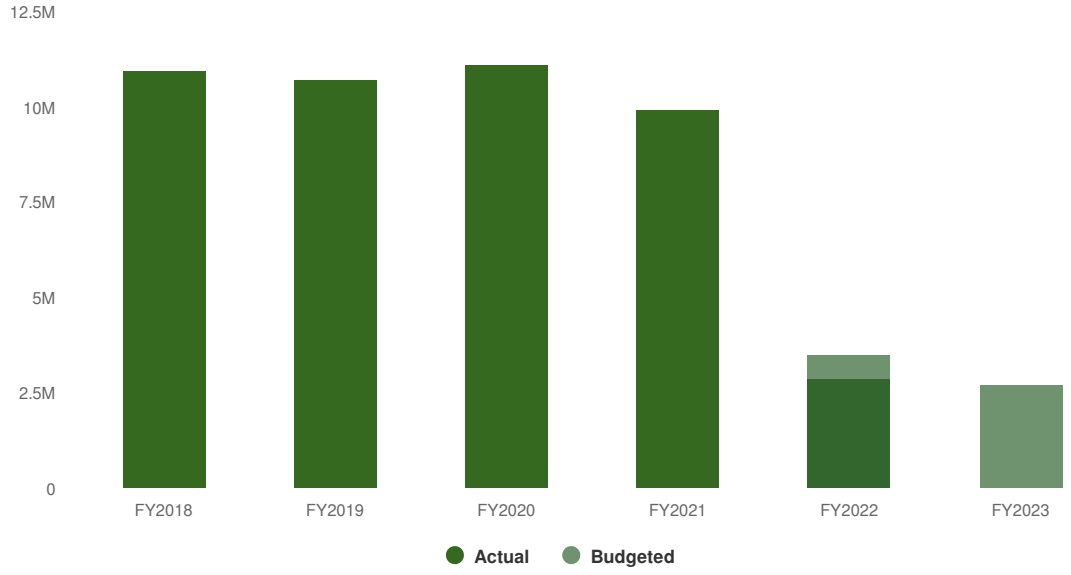

Expenditures by Fund

2023 Expenditures by Fund

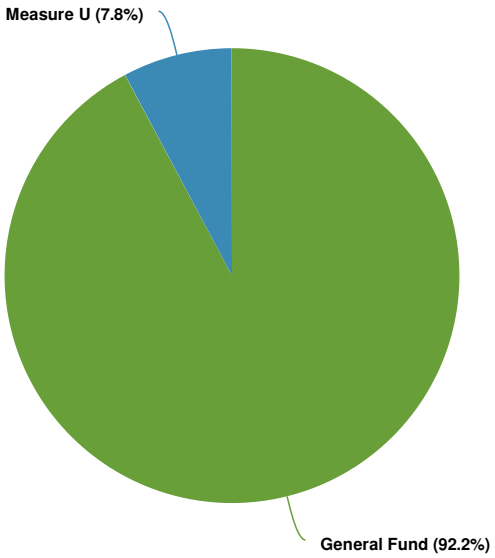

Budgeted and Historical Expenditures by Fund

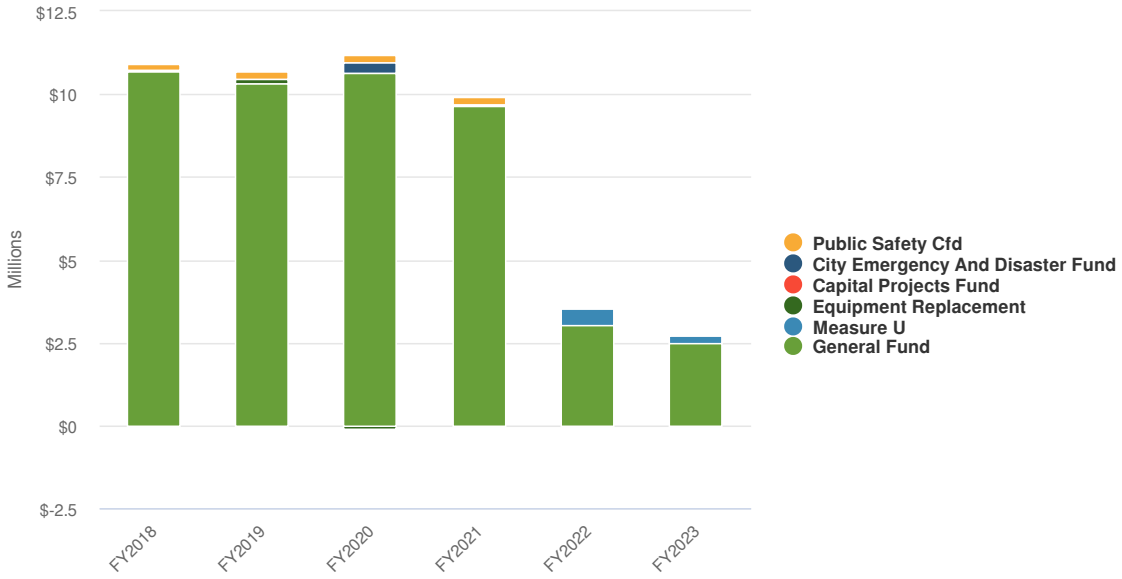

NOTE: The FY2022 Amended Budget and FY2022 Actuals are as of April 30, 2022.

Name	Account ID	FY2022 Amended	FY2022 Actuals	FY2023 CM Recommended	FY2022 Amended vs. FY2023 CM Recommended (% Change)
General Fund					
Salaries & Fringe Benefits					

Name	Account ID	FY2022 Amended	FY2022 Actuals	FY2023 CM Recommended	FY2022 Amended vs. FY2023 CM Recommended (% Change)
Salaries & Wages	110-3200-1100	$195,200	$160,632	$561,600	187.7%
Salaries Part Time	110-3200-1200	$48,000	$47,308	$0	-100%
Temporary Agency Staff	110-3200-1250	$6,000	$5,788	$0	-100%
Salaries Overtime	110-3200-1300	$0	$631	$0	N/A
Comp Time Used	110-3200-1305	$0	$570	$0	N/A
Mutual Aid Overtime-Fire	110-3200-1325	$0	$0	$0	N/A
Other Fringe Benefits	110-3200-1400	$10,200	$11,424	$20,800	103.9%
Pers Pension	110-3200-1405	$107,600	$83,632	$276,600	157.1%
Health Plans	110-3200-1410	$25,200	$18,207	$68,800	173%
Workers Comp Contribution	110-3200-1415	$248,500	$207,080	$17,800	-92.8%
Special Pay	110-3200-1420	$7,400	$5,000	$18,700	152.7%
Pto + Holiday	110-3200-1425	$41,500	$0	$41,800	0.7%
Unemployment Benefits	110-3200-1430	$4,700	$3,920	$4,700	0%
Retiree Medical Premiums	110-3200-1450	$911,000	$759,170	$65,900	-92.8%
Total Salaries & Fringe Benefits:		**$1,605,300**	**$1,303,361**	**$1,076,700**	**-32.9%**
Operating Supplies & Services					
Advertising And Publications	110-3200-2220	$0	$0	$2,000	N/A
Office Supplies And Materials	110-3200-2250	$8,900	$5,833	$11,000	23.6%
Software Purchases	110-3200-2260	$0	$0	$28,600	N/A
Software Maintenance	110-3200-2265	$12,400	$5,683	$19,000	53.2%
Computer Hardware Purchases	110-3200-2270	$9,990	$0	$0	-100%
Contracts,Leases,Rents,& Taxes	110-3200-2400	$104,500	$96,798	$104,600	0.1%
Maint & Operations/Parts & Sup	110-3200-2450	$0	-$561	$0	N/A
Conferences	110-3200-2550	$2,600	$119	$2,600	0%
Training & Education	110-3200-2560	$12,600	$3,972	$14,600	15.9%

Name	Account ID	FY2022 Amended	FY2022 Actuals	FY2023 CM Recommended	FY2022 Amended vs. FY2023 CM Recommended (% Change)
Vehicle Fuel	110-3200-2623	$60,300	$83,547	$99,000	64.2%
Uniforms And Safety Equipment	110-3200-2700	$0	$0	$1,000	N/A
Professional/Specialized Serv	110-3200-2710	$8,500	$2,550	$8,500	0%
Printing Services	110-3200-2714	$1,000	$787	$1,000	0%
Total Operating Supplies & Services:		**$220,790**	**$198,728**	**$291,900**	**32.2%**
Internal Service Charges					
City Attorney	110-3200-3612	$223,500	$186,250	$126,700	-43.3%
It/Computers-Telephones	110-3200-3613	$214,000	$178,330	$175,400	-18%
Liability Insurance	110-3200-3616	$265,100	$220,920	$251,000	-5.3%
Vehicle Maint & Repairs	110-3200-3622	$265,600	$221,330	$286,600	7.9%
Facility Maintenance	110-3200-3680	$237,600	$198,000	$285,100	20%
Total Internal Service Charges:		**$1,205,800**	**$1,004,830**	**$1,124,800**	**-6.7%**
Total General Fund:		**$3,031,890**	**$2,506,919**	**$2,493,400**	**-17.8%**
Measure U					
Salaries & Fringe Benefits					
Salaries & Wages	115-3200-1100	$31,500	$11,756	$31,000	-1.6%
Salaries Part Time	115-3200-1200	$17,700	$13,111	$0	-100%
Other Fringe Benefits	115-3200-1400	$1,700	$1,675	$1,300	-23.5%
Pers Pension	115-3200-1405	$12,300	$4,679	$11,200	-8.9%
Health Plans	115-3200-1410	$4,700	$2,201	$4,700	0%
Workers Comp Contribution	115-3200-1415	$71,800	$59,830	$0	-100%
Special Pay	115-3200-1420	$3,450	$2,353	$400	-88.4%
Pto + Holiday	115-3200-1425	$1,800	$1,017	$900	-50%
Total Salaries & Fringe Benefits:		**$144,950**	**$96,621**	**$49,500**	**-65.9%**
Operating Supplies & Services					

Name	Account ID	FY2022 Amended	FY2022 Actuals	FY2023 CM Recommended	FY2022 Amended vs. FY2023 CM Recommended (% Change)
Contracts & Leases	115-3200-2400	$154,428	$153,500	$6,000	-96.1%
Vehicle Fuel	115-3200-2623	$1,100	$1,002	$1,600	45.5%
Professional/Specialized Serv	115-3200-2710	$30,000	$2,667	$3,000	-90%
Total Operating Supplies & Services:		**$185,528**	**$157,168**	**$10,600**	**-94.3%**
Internal Service Charges					
City Attorney	115-3200-3612	$61,600	$51,340	$43,400	-29.5%
Liability Insurance	115-3200-3616	$83,400	$69,500	$97,000	16.3%
Vehicle Maint & Repairs	115-3200-3622	$7,400	$6,170	$10,000	35.1%
Total Internal Service Charges:		**$152,400**	**$127,010**	**$150,400**	**-1.3%**
Total Measure U:		**$482,878**	**$380,800**	**$210,500**	**-56.4%**
Public Safety Cfd					
Salaries & Fringe Benefits					
Salaries & Wages	234-3200-1100	$0	-$2,432	$0	N/A
Total Salaries & Fringe Benefits:		**$0**	**-$2,432**	**$0**	**N/A**
Total Public Safety Cfd:		**$0**	**-$2,432**	**$0**	**N/A**
Total:		**$3,514,768**	**$2,885,287**	**$2,703,900**	**-23.1%**

Expenditures by Expense Type

2023 Budgeted Expenditures by Expense Type

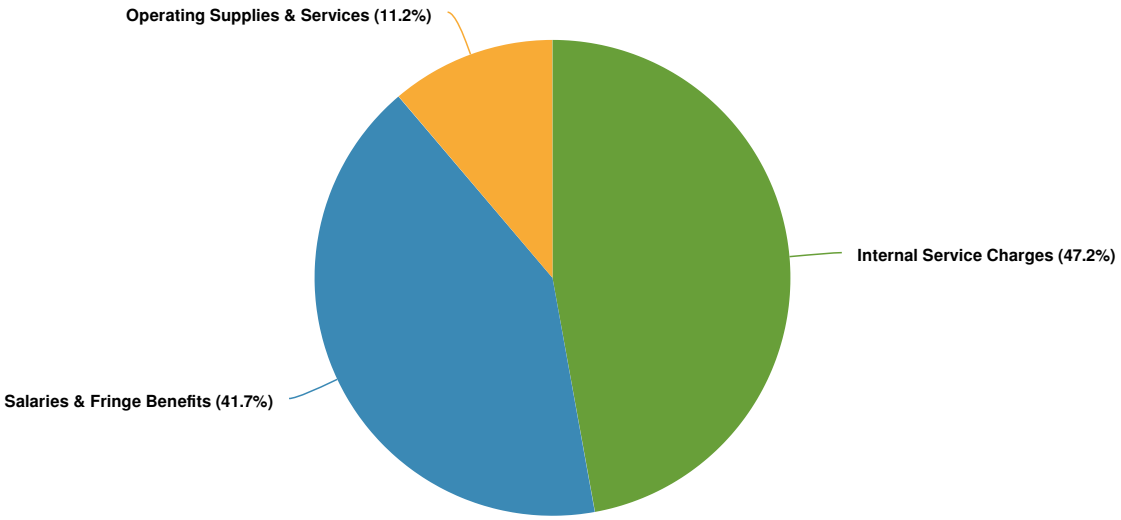

Fire Prevention

The Fire Prevention Program seeks to improve the quality of life for the residents and visitors of Hemet by reducing risk in the community. This is accomplished through education of the public, enforcement of fire codes, and implement engineering changes where needed.

PROGRAM OBJECTIVES:

- Coordinate and schedule public education programs on fire safety, disease transmission and other hazards.
- Collaborate with new businesses to ensure compliance with applicable fire code regulations.
- Follow up on hazards identified by Fire Operations Personnel, develop solutions and communicate the results.
- Coordinate with other city departments to identify engineering changes that can reduce hazards to the public.
- Coordinate with other city departments to address potential fire hazards and blight in the City.

Expenditures Summary

The City started program-based budgeting beginning in FY2022. Department budgets were allocated to programs, which is reflected in the budgeted data for FY2022 and FY2023. Historical data for FY2018 to FY2021 is reflected at the Department level.

$435,000 **$133,500**
(44.28% vs. prior year)

Fire Prevention Proposed and Historical Budget vs. Actual

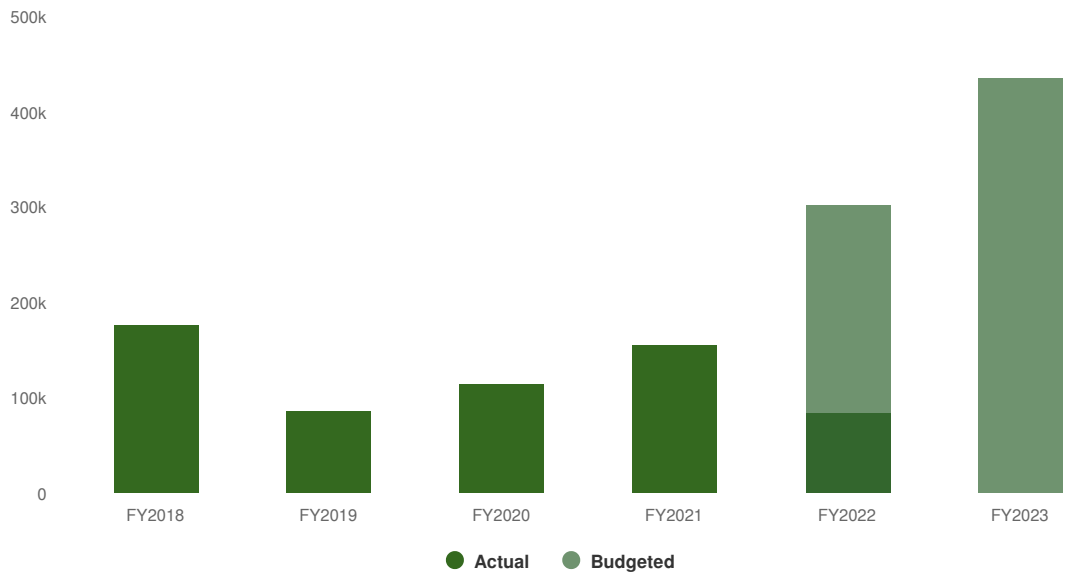

Expenditures by Fund

2023 Expenditures by Fund

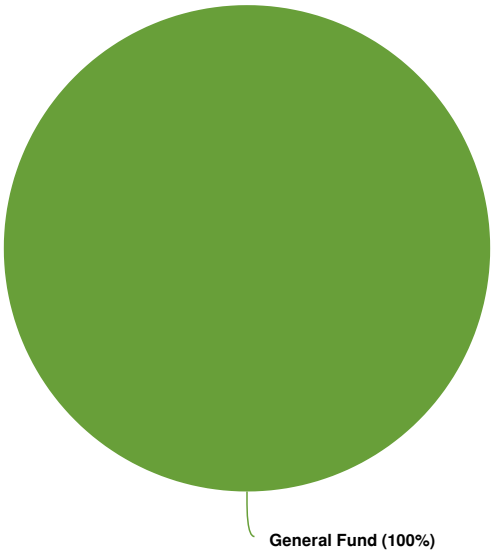

Budgeted and Historical 2023 Expenditures by Fund

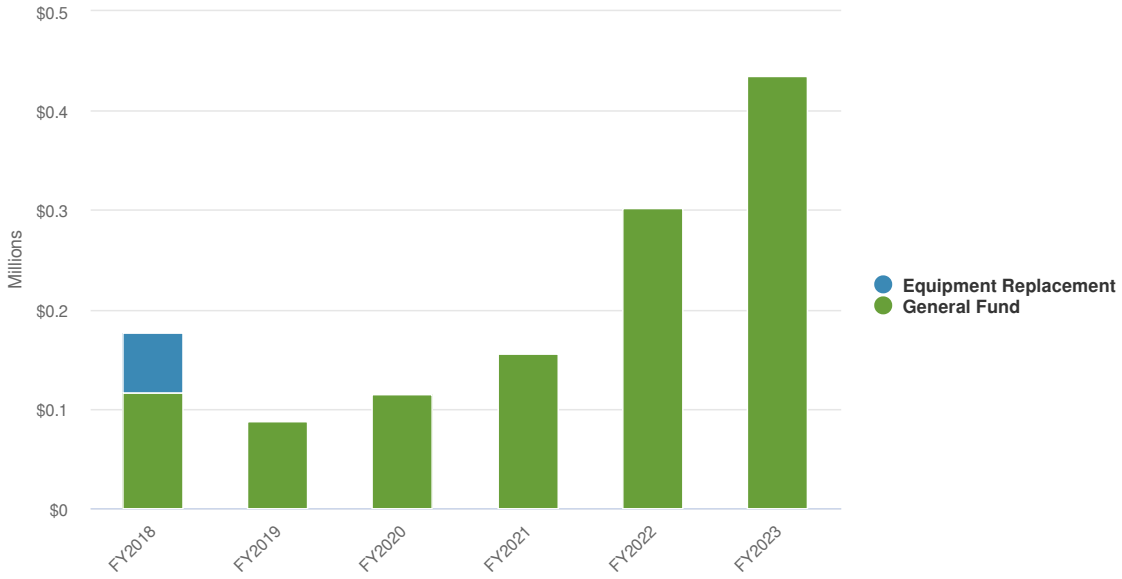

NOTE: The FY2022 Amended Budget and FY2022 Actuals are as of April 30, 2022.

Name	Account ID	FY2022 Amended	FY2022 Actuals	FY2023 CM Recommended	FY2022 Amended vs. FY2023 CM Recommended (% Change)
General Fund					
Salaries & Fringe Benefits					

Name	Account ID	FY2022 Amended	FY2022 Actuals	FY2023 CM Recommended	FY2022 Amended vs. FY2023 CM Recommended (% Change)
Salaries & Wages	110-3225-1100	$30,200	$7,114	$138,400	358.3%
Other Fringe Benefits	110-3225-1400	$2,100	$193	$3,500	66.7%
Pers Pension	110-3225-1405	$13,200	$3,198	$53,600	306.1%
Health Plans	110-3225-1410	$9,400	$90	$26,900	186.2%
Workers Comp Contribution	110-3225-1415	$1,100	$920	$4,500	309.1%
Special Pay	110-3225-1420	$7,100	$369	$9,200	29.6%
Pto + Holiday	110-3225-1425	$1,400	$0	$1,700	21.4%
Unemployment Benefits	110-3225-1430	$0	$0	$100	N/A
Retiree Medical Premiums	110-3225-1450	$4,000	$3,330	$20,100	402.5%
Total Salaries & Fringe Benefits:		**$68,500**	**$15,214**	**$258,000**	**276.6%**
Operating Supplies & Services					
Telephone/Communication	110-3225-2200	$600	$380	$600	0%
Advertising And Publications	110-3225-2220	$1,100	$544	$1,100	0%
Office Supplies And Materials	110-3225-2250	$800	$821	$800	0%
Software Maintenance	110-3225-2265	$4,300	$3,924	$11,300	162.8%
Contracts,Leases,Rents,& Taxes	110-3225-2400	$142,300	$50,969	$142,300	0%
Maint & Operations/Parts & Sup	110-3225-2450	$0	$33	$0	N/A
Conferences	110-3225-2550	$0	$0	$2,500	N/A
Training & Education	110-3225-2560	$2,000	$371	$2,000	0%
Vehicle Fuel	110-3225-2623	$0	$148	$0	N/A
Uniforms And Safety Equipment	110-3225-2700	$1,500	$931	$2,500	66.7%
Printing Services	110-3225-2714	$700	$0	$2,000	185.7%
Total Operating Supplies & Services:		**$153,300**	**$58,120**	**$165,100**	**7.7%**
Internal Service Charges					
City Attorney	110-3225-3612	$6,700	$5,580	$3,900	-41.8%

Name	Account ID	FY2022 Amended	FY2022 Actuals	FY2023 CM Recommended	FY2022 Amended vs. FY2023 CM Recommended (% Change)
Liability Insurance	110-3225-3616	$8,000	$6,670	$8,000	0%
Total Internal Service Charges:		**$14,700**	**$12,250**	**$11,900**	**-19%**
Capital Outlay					
Major Machinery And Equipment	110-3225-5400	$65,000	$0	$0	-100%
Total Capital Outlay:		**$65,000**	**$0**	**$0**	**-100%**
Total General Fund:		**$301,500**	**$85,585**	**$435,000**	**44.3%**

Expenditures by Expense Type

2023 Budgeted Expenditures by Expense Type

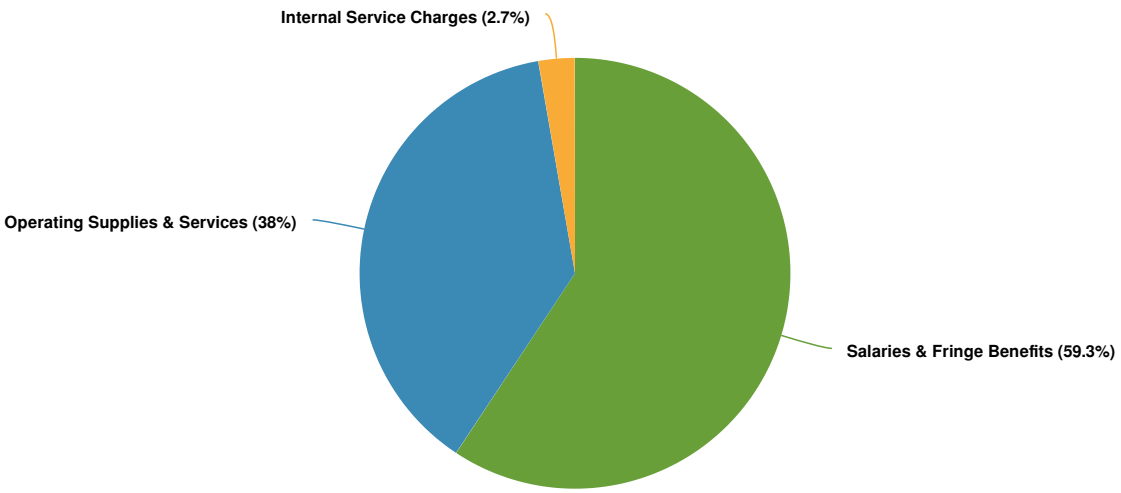

Fire/EMS Operations

The Fire/EMS Operations Program is the primary delivery vehicle for accomplishing the Fire Department's mission of saving lives, protecting property and preserving the environment. As an all-hazard entity, the Fire/EMS Operations Program responds to various requests for service from the public such as fires, medical aids, rescues and other forms of public assistance.

PROGRAM OBJECTIVES:

- Positively affect the quality of life for citizens and visitors through rapid response and excellent customer service.
- Preserve life and limit damage to property and the environment when affected by fire.
- Maintain a high standard of Advanced Life Support during medical emergencies.
- Provide a safe and effective all-hazards response to rescues, hazardous materials incidents and other requests for assistance.
- Continuously seek out industry best practices to remain at the forefront of our craft.
- Build and maintain positive contacts with the public, other departments and agencies.

Expenditures Summary

The City started program-based budgeting beginning in FY2022. Department budgets were allocated to programs, which is reflected in the budgeted data for FY2022 and FY2023. Historical data for FY2018 to FY2021 is reflected at the Department level.

$13,679,000 **-$952,267**
(-6.51% vs. prior year)

Fire/EMS Operations Proposed and Historical Budget vs. Actual

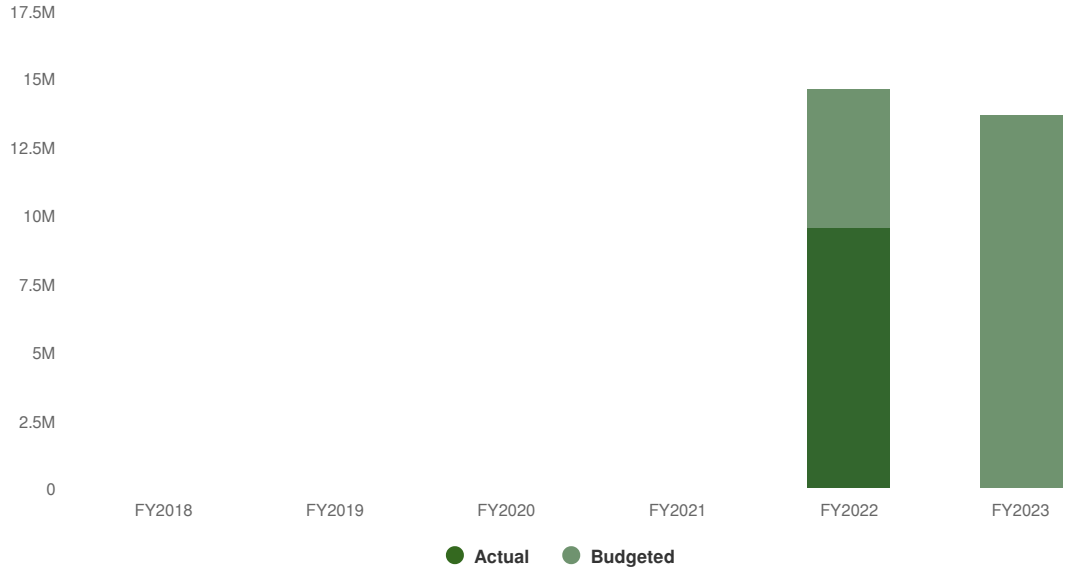

Expenditures by Fund

2023 Expenditures by Fund

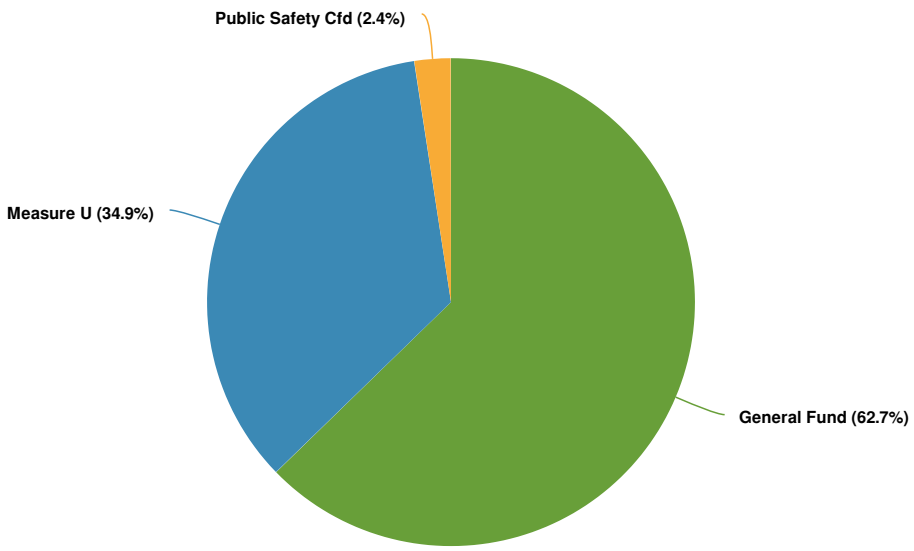

Budgeted and Historical Expenditures by Fund

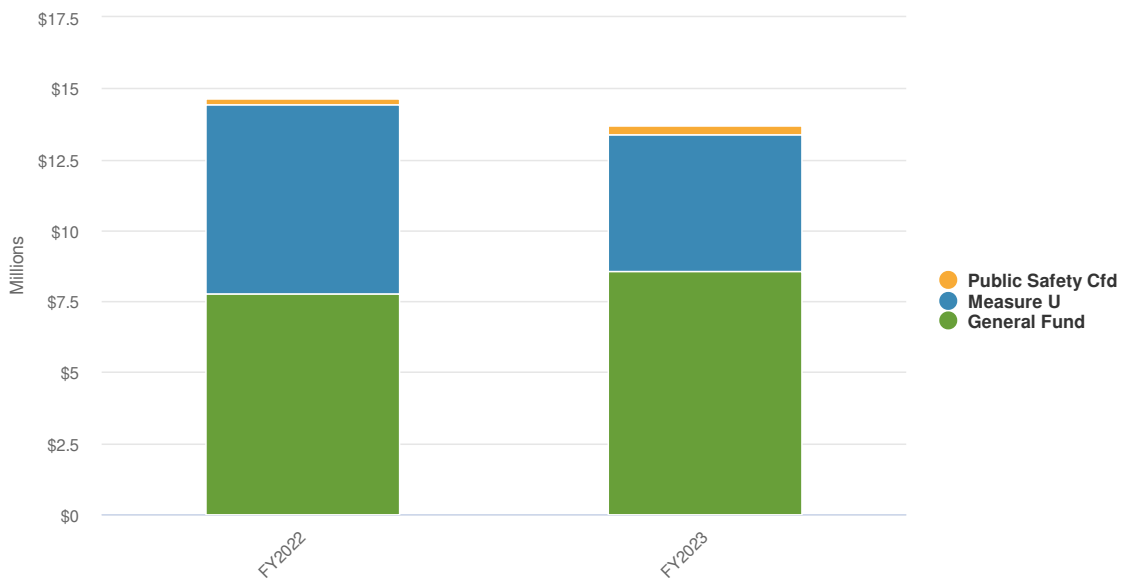

NOTE: The FY2022 Amended Budget and FY2022 Actuals are as of April 30, 2022.

Name	Account ID	FY2022 Amended	FY2022 Actuals	FY2023 CM Recommended	FY2022 Amended vs. FY2023 CM Recommended (% Change)
General Fund					
Salaries & Fringe Benefits					

Name	Account ID	FY2022 Amended	FY2022 Actuals	FY2023 CM Recommended	FY2022 Amended vs. FY2023 CM Recommended (% Change)
Salaries & Wages	110-3241-1100	$2,862,800	$1,908,149	$2,796,100	-2.3%
Salaries Overtime	110-3241-1300	$600,000	$860,892	$600,000	0%
Mutual Aid Overtime-Fire	110-3241-1325	$1,100,000	$890,945	$400,000	-63.6%
Fire Peak Demand Overtime	110-3241-1340	$0	$0	$249,600	N/A
Other Fringe Benefits	110-3241-1400	$81,000	$91,178	$83,600	3.2%
Pers Pension	110-3241-1405	$1,918,500	$1,449,085	$1,960,700	2.2%
Health Plans	110-3241-1410	$429,600	$283,145	$436,300	1.6%
Workers Comp Contribution	110-3241-1415	$0	$0	$181,700	N/A
Special Pay	110-3241-1420	$502,700	$347,539	$547,300	8.9%
Pto + Holiday	110-3241-1425	$52,400	$3,086	$37,900	-27.7%
Retiree Medical Premiums	110-3241-1450	$0	$0	$806,300	N/A
Total Salaries & Fringe Benefits:		**$7,547,000**	**$5,834,019**	**$8,099,500**	**7.3%**
Operating Supplies & Services					
Telephone/Communications	110-3241-2200	$22,700	$24,468	$22,700	0%
Software Purchases	110-3241-2260	$0	$0	$70,000	N/A
Maint & Operations/Parts & Sup	110-3241-2450	$87,300	$64,161	$80,300	-8%
Training & Education	110-3241-2560	$19,700	$4,483	$15,000	-23.9%
Uniforms And Safety Equipment	110-3241-2700	$34,500	$24,917	$33,100	-4.1%
Professional/Specialized Serv	110-3241-2710	$38,500	$16,116	$63,800	65.7%
Miscellaneous	110-3241-2800	$5,900	$0	$0	-100%
Small Tools	110-3241-2850	$19,500	$9,334	$19,500	0%
Total Operating Supplies & Services:		**$228,100**	**$143,478**	**$304,400**	**33.5%**
Internal Service Charges					
Equipment Replacement	110-3241-3600	$0	$0	$177,200	N/A
Total Internal Service Charges:		**$0**	**$0**	**$177,200**	**N/A**

Name	Account ID	FY2022 Amended	FY2022 Actuals	FY2023 CM Recommended	FY2022 Amended vs. FY2023 CM Recommended (% Change)
Total General Fund:		**$7,775,100**	**$5,977,497**	**$8,581,100**	**10.4%**
Measure U					
Salaries & Fringe Benefits					
Salaries & Wages	115-3241-1100	$1,427,400	$1,177,975	$2,068,000	44.9%
Salaries Part Time	115-3241-1200	$0	$1,977	$0	N/A
Salaries Overtime	115-3241-1300	$350,000	$464,394	$350,000	0%
Fire Peak Demand Overtime	115-3241-1340	$685,000	$630,642	$400,000	-41.6%
Other Fringe Benefits	115-3241-1400	$38,600	$47,491	$42,400	9.8%
Pers Pension	115-3241-1405	$916,600	$803,476	$1,021,700	11.5%
Health Plans	115-3241-1410	$201,400	$156,723	$228,200	13.3%
Workers Comp Contribution	115-3241-1415	$0	$0	$102,900	N/A
Special Pay	115-3241-1420	$170,500	$53,520	$376,400	120.8%
Pto + Holiday	115-3241-1425	$23,900	$6,614	$21,900	-8.4%
Total Salaries & Fringe Benefits:		**$3,813,400**	**$3,342,812**	**$4,611,500**	**20.9%**
Operating Supplies & Services					
Uniforms And Safety Equipment	115-3241-2700	$50,000	$0	$50,000	0%
Professional/Specialized Serv	115-3241-2710	$37,400	$19,995	$37,400	0%
Total Operating Supplies & Services:		**$87,400**	**$19,995**	**$87,400**	**0%**
Internal Service Charges					
Equipment Replacement	115-3241-3600	$0	$0	$69,900	N/A
Total Internal Service Charges:		**$0**	**$0**	**$69,900**	**N/A**
Capital Outlay					
Major Machinery And Equipment	115-3241-5400	$2,739,467	$52,440	$0	-100%
Total Capital Outlay:		**$2,739,467**	**$52,440**	**$0**	**-100%**
Total Measure U:		**$6,640,267**	**$3,415,247**	**$4,768,800**	**-28.2%**
Public Safety Cfd					

Name	Account ID	FY2022 Amended	FY2022 Actuals	FY2023 CM Recommended	FY2022 Amended vs. FY2023 CM Recommended (% Change)
Salaries & Fringe Benefits					
Salaries & Wages	234-3241-1100	$91,200	$75,324	$147,900	62.2%
Salaries Overtime	234-3241-1300	$0	$12,854	$5,800	N/A
Other Fringe Benefits	234-3241-1400	$2,500	$2,158	$3,900	56%
Pers Pension	234-3241-1405	$59,100	$49,963	$89,700	51.8%
Health Plans	234-3241-1410	$13,400	$10,069	$20,100	50%
Workers Comp Contribution	234-3241-1415	$5,900	$4,920	$5,800	-1.7%
Special Pay	234-3241-1420	$13,800	$8,096	$21,700	57.2%
Pto + Holiday	234-3241-1425	$1,700	$0	$1,800	5.9%
Unemployment Benefits	234-3241-1430	$100	$80	$100	0%
Retiree Medical Premiums	234-3241-1450	$21,700	$18,080	$25,800	18.9%
Total Salaries & Fringe Benefits:		**$209,400**	**$181,545**	**$322,600**	**54.1%**
Operating Supplies & Services					
Professional/Specialized Serv	234-3241-2710	$6,500	$5,996	$6,500	0%
Total Operating Supplies & Services:		**$6,500**	**$5,996**	**$6,500**	**0%**
Total Public Safety Cfd:		**$215,900**	**$187,540**	**$329,100**	**52.4%**
Total:		**$14,631,267**	**$9,580,285**	**$13,679,000**	**-6.5%**

Expenditures by Expense Type

2023 Budgeted Expenditures by Expense Type

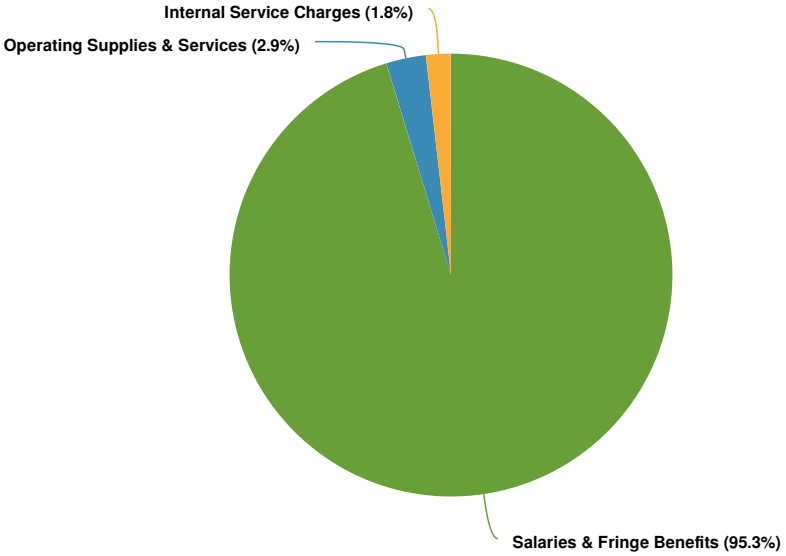

Emergency Services

The Emergency Services Program serves to improve the city's resilience to natural and/or man-made disasters through preparation, mitigation, response and recovery. The Emergency Services Program maintains the city's Emergency Operations Center and maintains the City's Emergency Operations Plan.

PROGRAM OBJECTIVES:

- Maintain the City of Hemet Emergency Operations Center in a state of readiness.
- Maintain a current Emergency Operations Plan (EOP) and update as necessary.
- Seek and obtain grant funding to enhance preparedness, institute mitigations, as well as enhance response or recovery efforts.
- Coordinate, lead and maintain the City's Community Emergency Response Team (CERT).
- Coordinate, and support the Radio Amateur Civil Emergency Services (RACES) program.
- Provide training to City staff regarding EOC operations including mock exercises.

Expenditures Summary

The City started program-based budgeting beginning in FY2022. Department budgets were allocated to programs, which is reflected in the budgeted data for FY2022 and FY2023. Historical data for FY2018 to FY2021 is reported at the Department level.

$166,900 **$22,100**
(15.26% vs. prior year)

Emergency Services Proposed and Historical Budget vs. Actual

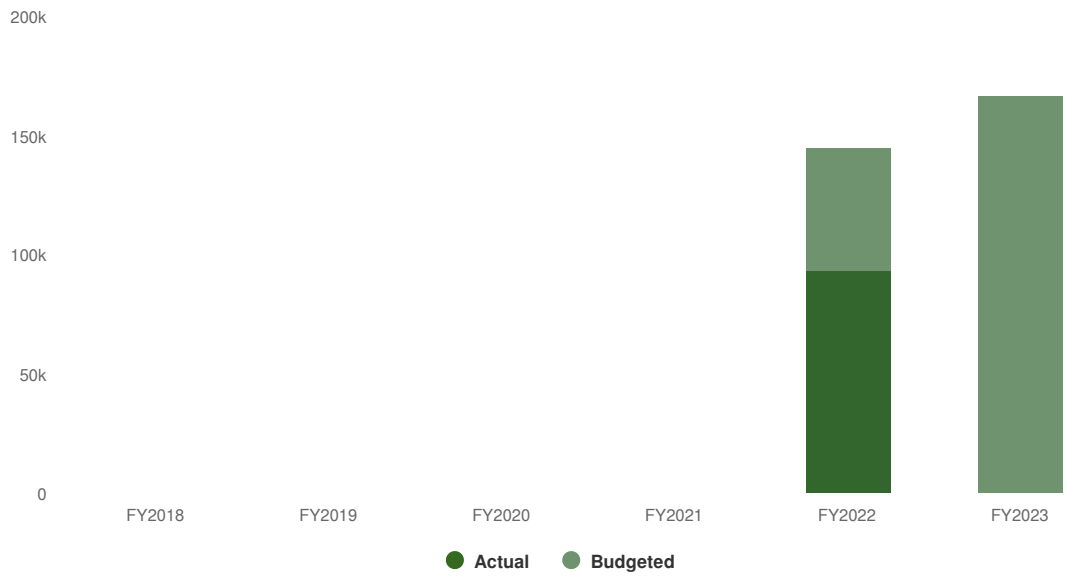

Expenditures by Fund

2023 Expenditures by Fund

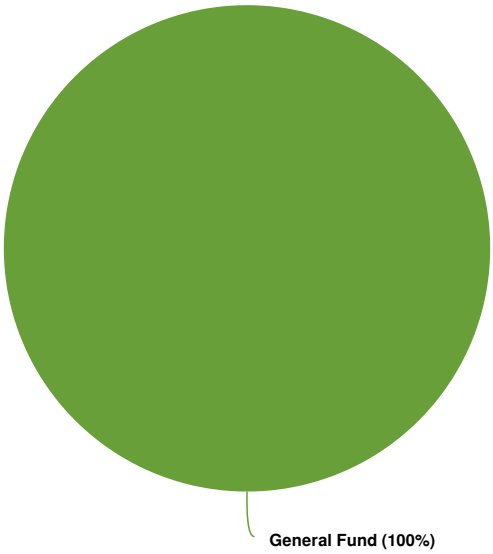

Budgeted and Historical Expenditures by Fund

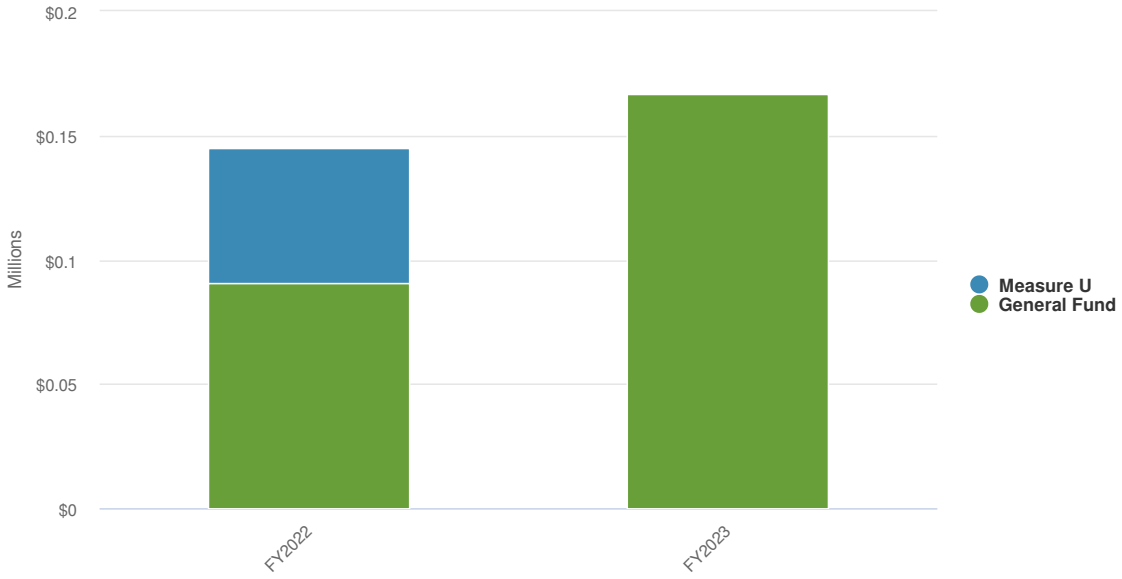

NOTE: The FY2022 Amended Budget and FY2022 Actuals are as of April 30, 2022.

Name	Account ID	FY2022 Amended	FY2022 Actuals	FY2023 CM Recommended	FY2022 Amended vs. FY2023 CM Recommended (% Change)
General Fund					
Salaries & Fringe Benefits					

Name	Account ID	FY2022 Amended	FY2022 Actuals	FY2023 CM Recommended	FY2022 Amended vs. FY2023 CM Recommended (% Change)
Salaries & Wages	110-3243-1100	$30,600	$14,632	$69,300	126.5%
Other Fringe Benefits	110-3243-1400	$1,400	$1,034	$3,000	114.3%
Pers Pension	110-3243-1405	$12,000	$6,328	$25,100	109.2%
Health Plans	110-3243-1410	$7,100	$3,570	$14,300	101.4%
Workers Comp Contribution	110-3243-1415	$2,100	$1,750	$3,800	81%
Special Pay	110-3243-1420	$600	$0	$1,200	100%
Pto + Holiday	110-3243-1425	$2,400	$3,288	$4,100	70.8%
Retiree Medical Premiums	110-3243-1450	$0	$0	$8,600	N/A
Total Salaries & Fringe Benefits:		**$56,200**	**$30,601**	**$129,400**	**130.2%**
Operating Supplies & Services					
Maint & Operations/Parts & Sup	110-3243-2450	$30,000	$30,010	$30,000	0%
Conferences	110-3243-2550	$0	$0	$2,500	N/A
Training & Education	110-3243-2560	$0	$0	$2,500	N/A
Uniforms And Safety Equipment	110-3243-2700	$0	$0	$2,500	N/A
Total Operating Supplies & Services:		**$30,000**	**$30,010**	**$37,500**	**25%**
Internal Service Charges					
City Attorney	110-3243-3612	$2,100	$1,750	$0	-100%
Liability Insurance	110-3243-3616	$2,400	$2,000	$0	-100%
Total Internal Service Charges:		**$4,500**	**$3,750**	**$0**	**-100%**
Total General Fund:		**$90,700**	**$64,361**	**$166,900**	**84%**
Measure U					
Salaries & Fringe Benefits					
Salaries & Wages	115-3243-1100	$30,600	$14,632	$0	-100%
Other Fringe Benefits	115-3243-1400	$1,400	$1,034	$0	-100%
Pers Pension	115-3243-1405	$12,000	$6,328	$0	-100%

Name	Account ID	FY2022 Amended	FY2022 Actuals	FY2023 CM Recommended	FY2022 Amended vs. FY2023 CM Recommended (% Change)
Health Plans	115-3243-1410	$7,100	$3,570	$0	-100%
Special Pay	115-3243-1420	$600	$0	$0	-100%
Pto + Holiday	115-3243-1425	$2,400	$3,288	$0	-100%
Total Salaries & Fringe Benefits:		**$54,100**	**$28,851**	**$0**	**-100%**
Total Measure U:		**$54,100**	**$28,851**	**$0**	**-100%**
Total:		**$144,800**	**$93,212**	**$166,900**	**15.3%**

Expenditures by Expense Type

2023 Budgeted Expenditures by Expense Type

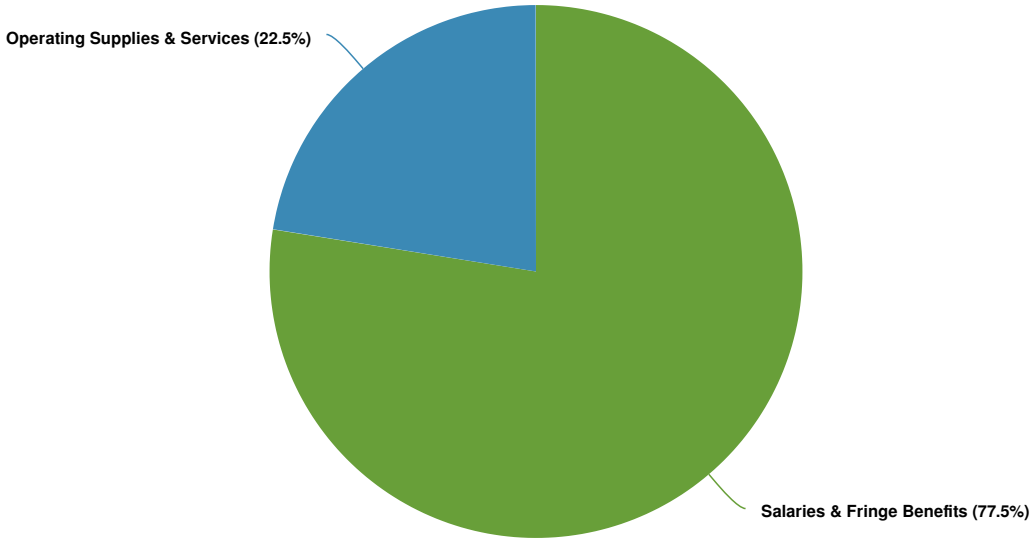

Fire Dispatch

The Emergency Communications Program is a partnership between Police and Fire to provide a dual-function dispatch center that handles all requests for public safety within the City of Hemet. The Fire Department's Emergency Communications Program consists of two full-time dispatchers and one full-time call-taker.

PROGRAM OBJECTIVES:

- Answer requests for service via 911 and non-emergnency phone lines.
- Provide high quality customer service and delivery of appropriate resources based on the call-type.
- Communicate with public safety units via radio and phone utilizing clear and professional speech.
- Provide necessary documentation for responses utilizing the Computer Aided Dispatch (CAD) system.
- Notify the appropriate supervisors when necessary to ensure communication with personnel.

Expenditures Summary

The City started program-based budgeting beginning in FY2022. Department budgets were allocated to programs, which is reflected in the budgeted data for FY2022 and FY2023. Historical data for FY2018 to FY2021 is reported at the Department level.

$409,900 **$26,800**
(7.00% vs. prior year)

Fire Dispatch Proposed and Historical Budget vs. Actual

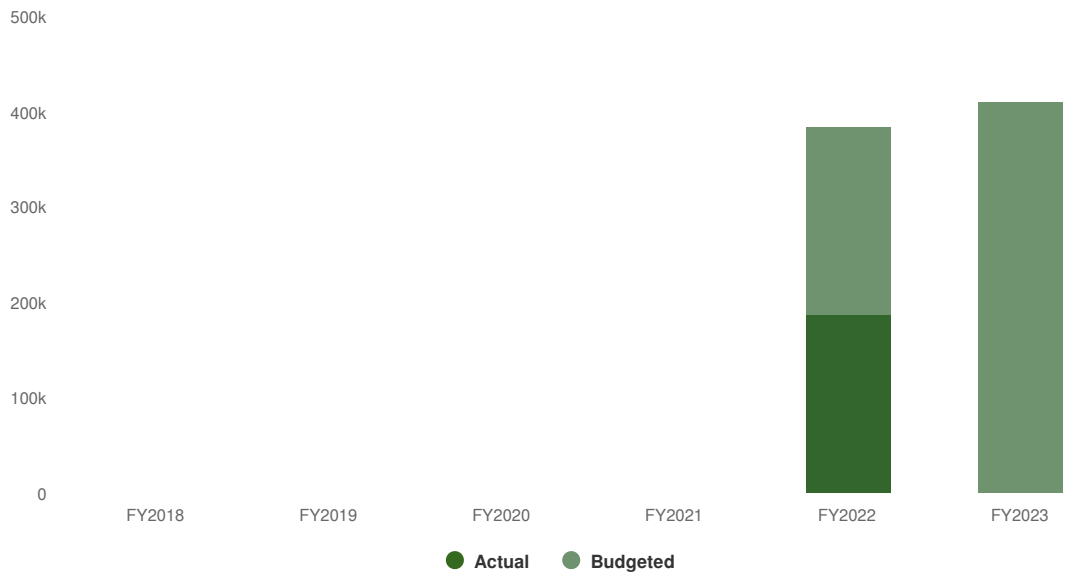

Expenditures by Fund

2023 Expenditures by Fund

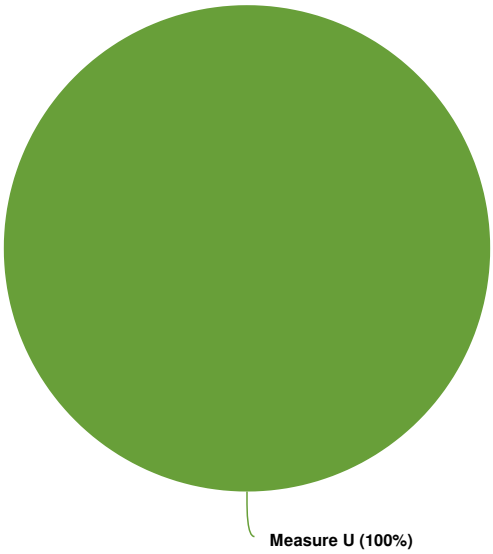

Budgeted and Historical Expenditures by Fund

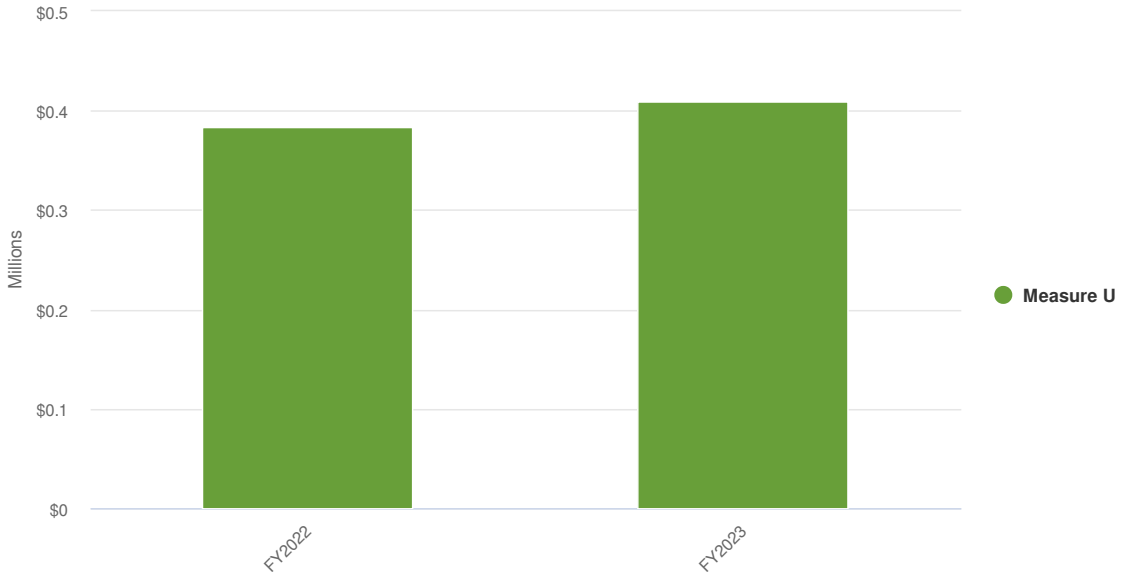

NOTE: The FY2022 Amended Budget and FY2022 Actuals are as of April 30, 2022.

Name	Account ID	FY2022 Amended	FY2022 Actuals	FY2023 CM Recommended	FY2022 Amended vs. FY2023 CM Recommended (% Change)
Measure U					
Salaries & Fringe Benefits					

Name	Account ID	FY2022 Amended	FY2022 Actuals	FY2023 CM Recommended	FY2022 Amended vs. FY2023 CM Recommended (% Change)
Salaries & Wages	115-3244-1100	$179,600	$80,168	$201,900	12.4%
Salaries Overtime	115-3244-1300	$10,000	$8,120	$0	-100%
Comp Time Used	115-3244-1305	$3,000	$4,214	$0	-100%
Comp Time Paid	115-3244-1310	$3,000	$3,436	$0	-100%
Other Fringe Benefits	115-3244-1400	$5,100	$3,758	$5,100	0%
Pers Pension	115-3244-1405	$86,400	$42,955	$84,800	-1.9%
Health Plans	115-3244-1410	$53,700	$25,994	$57,100	6.3%
Workers Comp Contribution	115-3244-1415	$0	$0	$11,900	N/A
Special Pay	115-3244-1420	$30,900	$15,572	$37,600	21.7%
Pto + Holiday	115-3244-1425	$11,400	$2,534	$11,500	0.9%
Total Salaries & Fringe Benefits:		**$383,100**	**$186,751**	**$409,900**	**7%**
Total Measure U:		**$383,100**	**$186,751**	**$409,900**	**7%**

Expenditures by Expense Type

2023 Budgeted Expenditures by Expense Type

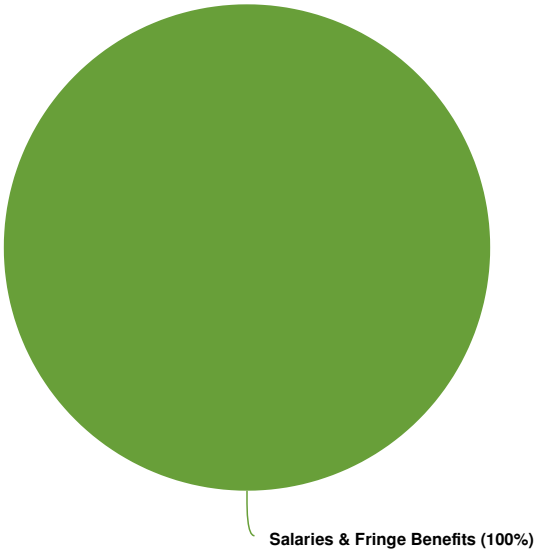

Library

Kathye Caines
Senior Librarian

The Hemet Public Library is here to provide our community with the materials and services necessary for self-education, informed decision-making and recreation. Whether you're in our library, or online, the Hemet Public Library is the place to be.

PROGRAMS:

1. Administration
2. Adult Services
3. Child Services
4. Support Services
5. Literacy

Expenditures Summary

$1,828,277 **$75,499**
(4.31% vs. prior year)

Library Proposed and Historical Budget vs. Actual

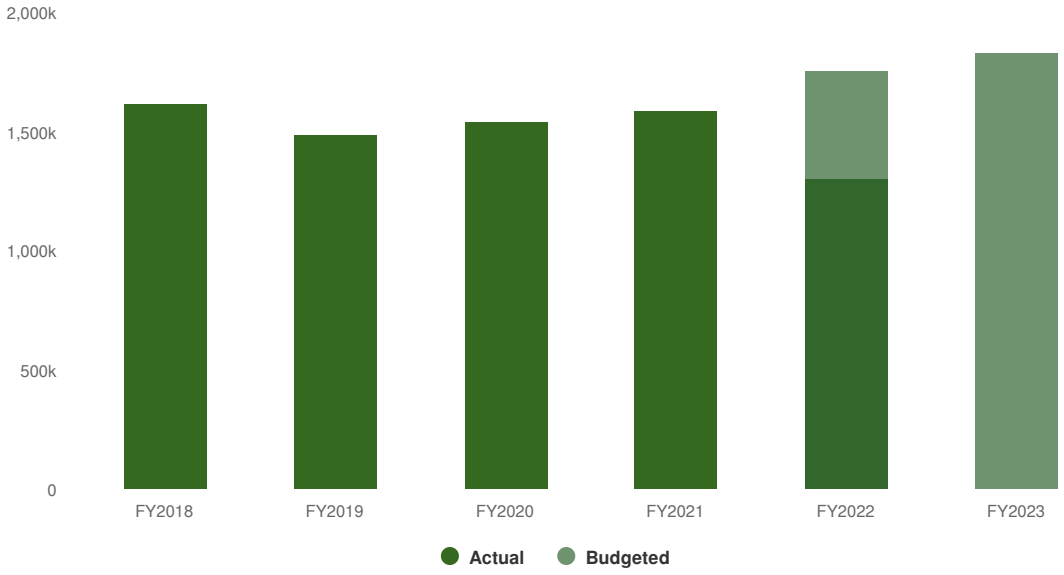

Expenditures by Fund

2023 Expenditures by Fund

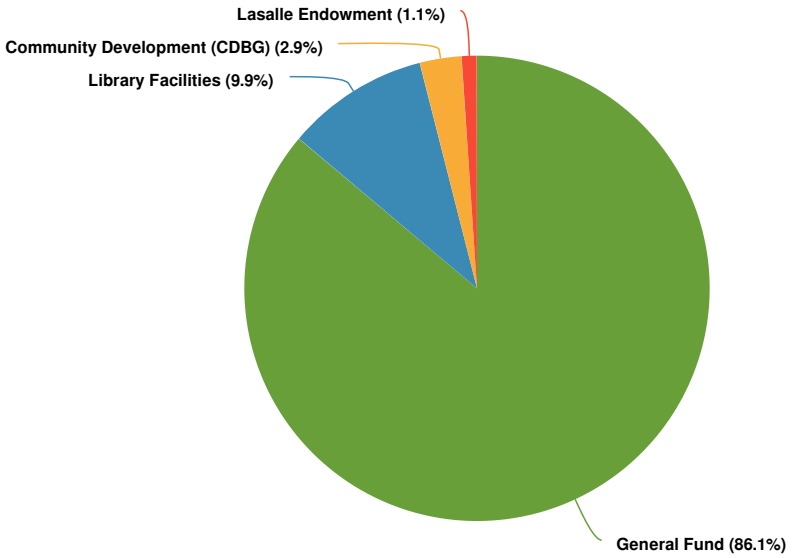

Budgeted and Historical Expenditures by Fund

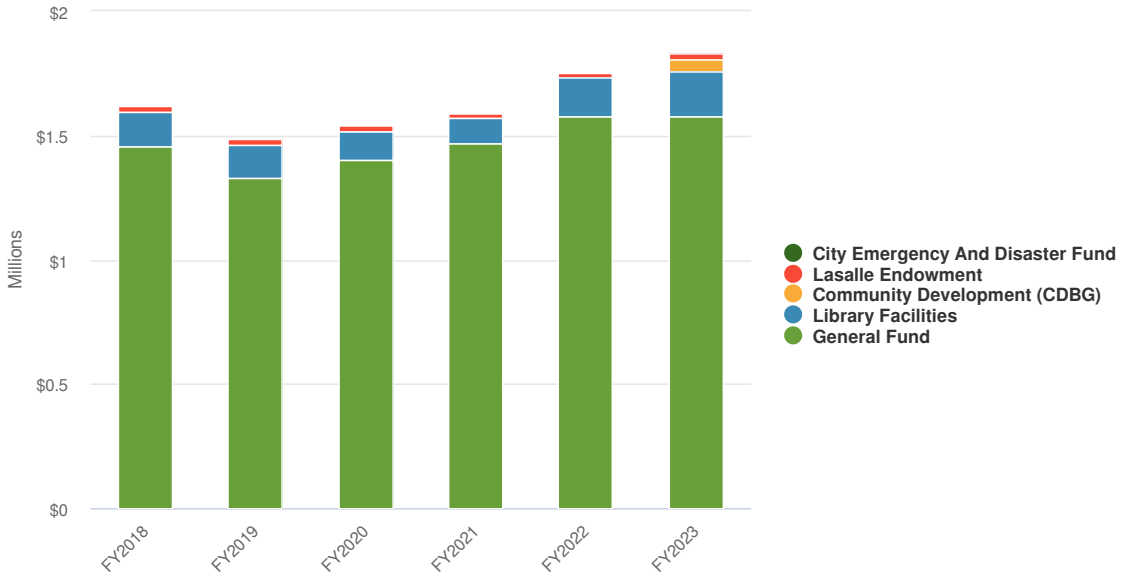

NOTE: The FY2022 Amended Budget and FY2022 Actuals are as of April 30, 2022.

Name	FY2022 Amended	FY2022 Actuals	FY2023 CM Recommended	FY2022 Amended vs. FY2023 CM Recommended (% Change)
General Fund				
Salaries & Fringe Benefits	$739,094	$580,150	$849,500	14.9%

Name	FY2022 Amended	FY2022 Actuals	FY2023 CM Recommended	FY2022 Amended vs. FY2023 CM Recommended (% Change)
Operating Supplies & Services	$269,284	$161,140	$168,100	-37.6%
Internal Service Charges	$565,800	$471,490	$557,200	-1.5%
Total General Fund:	**$1,574,178**	**$1,212,780**	**$1,574,800**	**0%**
Lasalle Endowment				
Operating Supplies & Services	$19,100	$13,930	$19,200	0.5%
Total Lasalle Endowment:	**$19,100**	**$13,930**	**$19,200**	**0.5%**
Community Development (CDBG)				
Operating Supplies & Services	$0	$0	$53,077	N/A
Total Community Development (CDBG):	**$0**	**$0**	**$53,077**	**N/A**
Library Facilities				
Operating Supplies & Services	$159,500	$75,848	$181,200	13.6%
Total Library Facilities:	**$159,500**	**$75,848**	**$181,200**	**13.6%**
Total:	**$1,752,778**	**$1,302,558**	**$1,828,277**	**4.3%**

Expenditures by Program

2023 Budgeted Expenditures by Program

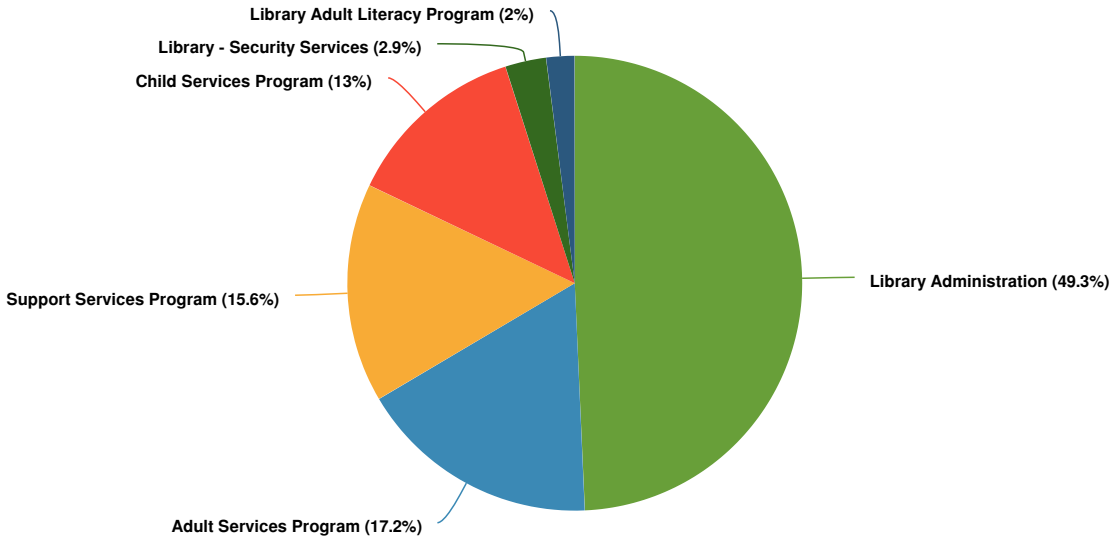

Expenditures by Expense Type

2023 Budgeted Expenditures by Expense Type

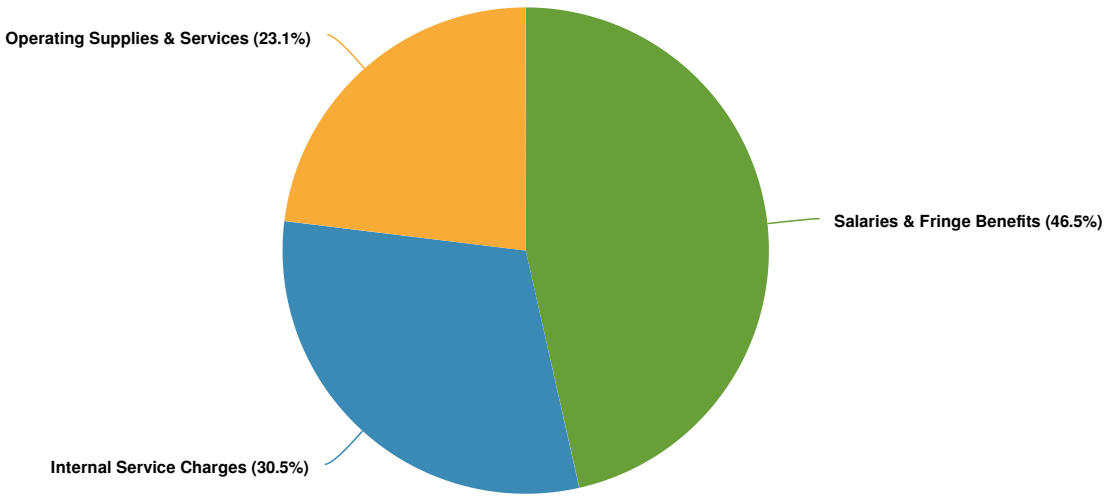

Budgeted and Historical Expenditures by Expense Type

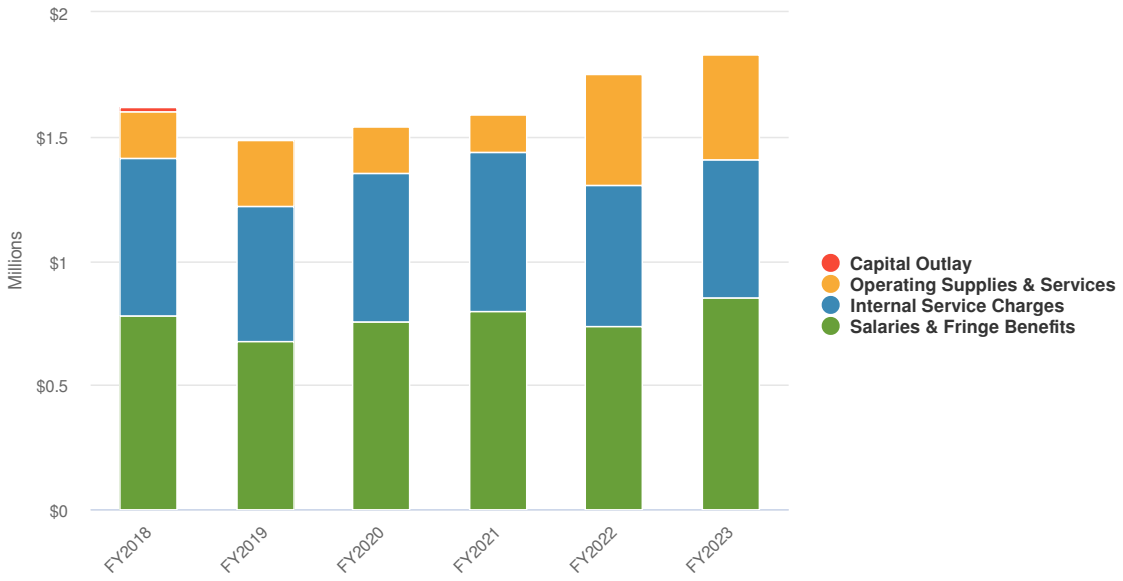

Organizational Chart

CITY COUNCIL

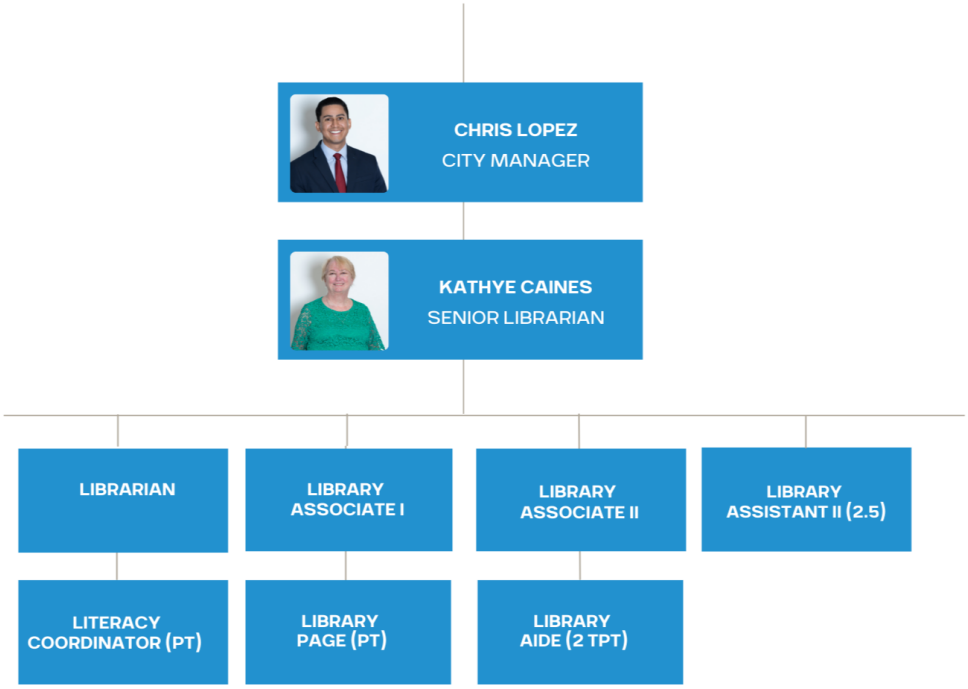

Library Administration

The Library Administration program provides oversight of Library operations, including seeking grant funding, enhancing services, and facilitating each of the programs and services the Library provides.

PROGRAM OBJECTIVES:

- Maintain and publicize access to available library material.
- Connect job seekers with resources they need to apply to available jobs.
- Pursue and continue partnerships with School District and others to ascertain the needs of the community.

Expenditures Summary

The City started program-based budgeting beginning in FY2022. Department budgets were allocated to programs, which is reflected in the budgeted data for FY2022 and FY2023. Historical data for FY2018 to FY2021 is reflected at the Department level.

$954,577 **-$159,407**
(-14.31% vs. prior year)

Library Administration Proposed and Historical Budget vs. Actual

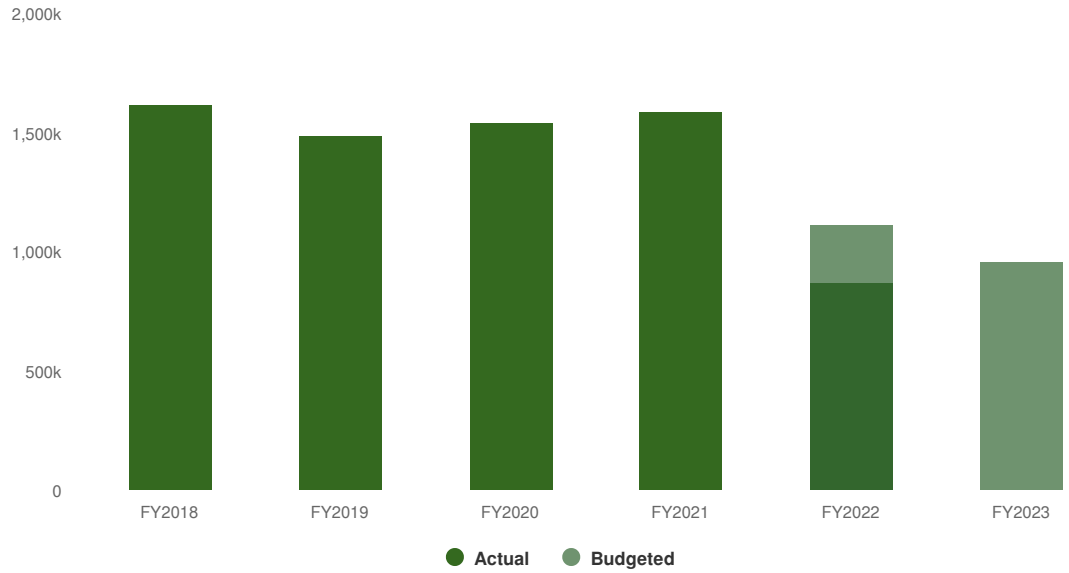

Expenditures by Fund

2023 Expenditures by Fund

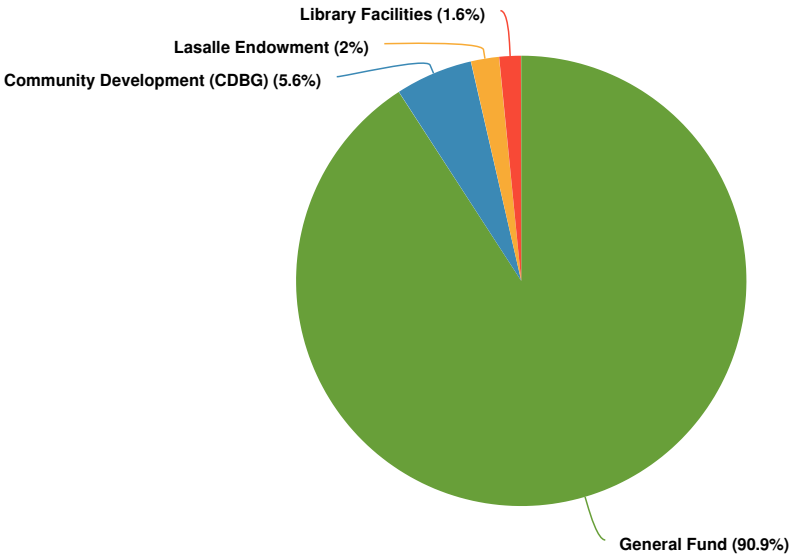

Budgeted and Historical Expenditures by Fund

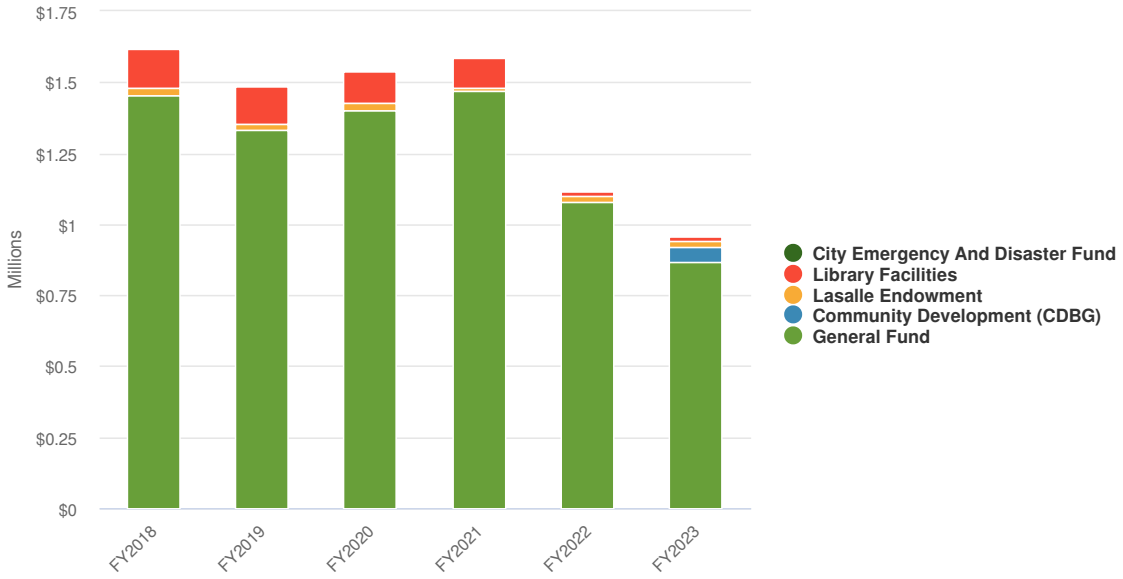

NOTE: The FY2022 Amended Budget and FY2022 Actuals are as of April 30, 2022.

Name	Account ID	FY2022 Amended	FY2022 Actuals	FY2023 CM Recommended	FY2022 Amended vs. FY2023 CM Recommended (% Change)
General Fund					
Salaries & Fringe Benefits					

Name	Account ID	FY2022 Amended	FY2022 Actuals	FY2023 CM Recommended	FY2022 Amended vs. FY2023 CM Recommended (% Change)
Salaries & Wages	110-6100-1100	$74,400	$60,256	$78,200	5.1%
Other Fringe Benefits	110-6100-1400	$3,400	$3,603	$3,300	-2.9%
Pers Pension	110-6100-1405	$29,200	$31,231	$27,600	-5.5%
Health Plans	110-6100-1410	$14,300	$12,156	$14,300	0%
Workers Comp Contribution	110-6100-1415	$27,500	$22,920	$4,600	-83.3%
Special Pay	110-6100-1420	$6,200	$5,000	$1,200	-80.6%
Pto + Holiday	110-6100-1425	$5,900	$3,438	$4,600	-22%
Unemployment Benefits	110-6100-1430	$500	$420	$500	0%
Retiree Medical Premiums	110-6100-1450	$101,000	$84,170	$20,300	-79.9%
Total Salaries & Fringe Benefits:		**$262,400**	**$223,194**	**$154,600**	**-41.1%**
Operating Supplies & Services					
Telephone/Communication	110-6100-2200	$1,200	$915	$1,800	50%
Office Supplies And Materials	110-6100-2250	$400	$163	$400	0%
Software Maintenance	110-6100-2265	$115,600	$72,964	$115,800	0.2%
Computer Hardware Purchases	110-6100-2270	$0	$0	$3,500	N/A
Contracts,Leases,Rents,& Taxes	110-6100-2400	$20,100	$14,459	$22,000	9.5%
Professional/Specialized Serv	110-6100-2710	$108,084	$66,562	$5,700	-94.7%
Printing Services	110-6100-2714	$6,300	$4,525	$6,300	0%
Total Operating Supplies & Services:		**$251,684**	**$159,587**	**$155,500**	**-38.2%**
Internal Service Charges					
City Attorney	110-6100-3612	$20,500	$17,080	$12,100	-41%
It/Computers-Telephones	110-6100-3613	$183,400	$152,830	$131,500	-28.3%
Liability Insurance	110-6100-3616	$25,400	$21,160	$25,200	-0.8%
Facility Maintenance	110-6100-3680	$336,500	$280,420	$388,400	15.4%
Total Internal Service Charges:		**$565,800**	**$471,490**	**$557,200**	**-1.5%**
Total General Fund:		**$1,079,884**	**$854,271**	**$867,300**	**-19.7%**

Name	Account ID	FY2022 Amended	FY2022 Actuals	FY2023 CM Recommended	FY2022 Amended vs. FY2023 CM Recommended (% Change)
Lasalle Endowment					
Operating Supplies & Services					
Office Supplies And Materials	160-6100-2250	$12,900	$12,730	$12,900	0%
Contracts & Leases	160-6100-2400	$6,200	$1,200	$6,300	1.6%
Total Operating Supplies & Services:		**$19,100**	**$13,930**	**$19,200**	**0.5%**
Total Lasalle Endowment:		**$19,100**	**$13,930**	**$19,200**	**0.5%**
Community Development (CDBG)					
Operating Supplies & Services					
Contracts & Leases	240-3470-2400	$0	$0	$53,077	N/A
Total Operating Supplies & Services:		**$0**	**$0**	**$53,077**	**N/A**
Total Community Development (CDBG):		**$0**	**$0**	**$53,077**	**N/A**
Library Facilities					
Operating Supplies & Services					
Books-Adult	363-6100-2220	$0	-$1,414	$0	N/A
Office Supplies And Materials	363-6100-2250	$2,000	$0	$2,000	0%
Software Purchases	363-6100-2260	$6,900	$0	$6,900	0%
Professional/Specialized Serv	363-6100-2710	$6,100	$1,961	$6,100	0%
Total Operating Supplies & Services:		**$15,000**	**$547**	**$15,000**	**0%**
Total Library Facilities:		**$15,000**	**$547**	**$15,000**	**0%**
Total:		**$1,113,984**	**$868,748**	**$954,577**	**-14.3%**

Expenditures by Expense Type

2023 Budgeted Expenditures by Expense Type

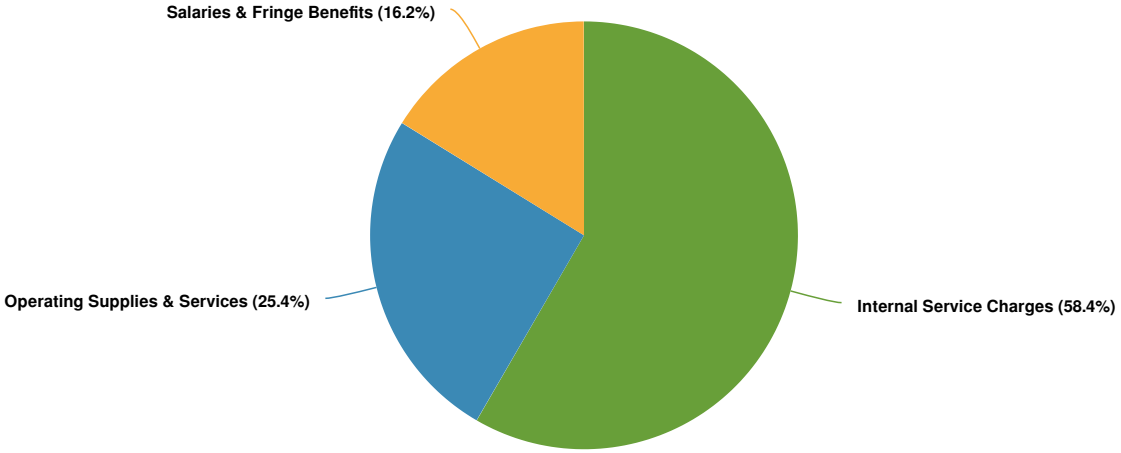

Adult Services

Through the Adult Services Program, the Library creates a collection of material targeted for adults who use the library, which includes readers advisory, telephone, in-person and virtual reference desk, computer assistance, and book clubs.

PROGRAM OBJECTIVES:

- Provide tools for enhanced quality of life through work/home balance and educational information for physical and mental health.
- Stimulate economic growth by providing community access to databases such as JobNow and Vetnow.
- Provide a safe and secure place for citizens to enjoy community activities.

Expenditures Summary

The City started program-based budgeting beginning in FY2022. Department budgets were allocated to programs, which is reflected in the budgeted data for FY2022 and FY2023. Historical data for FY2018 to FY2021 is reflected at the Department level.

$314,400 **$70,900**
(29.12% vs. prior year)

Adult Services Proposed and Historical Budget vs. Actual

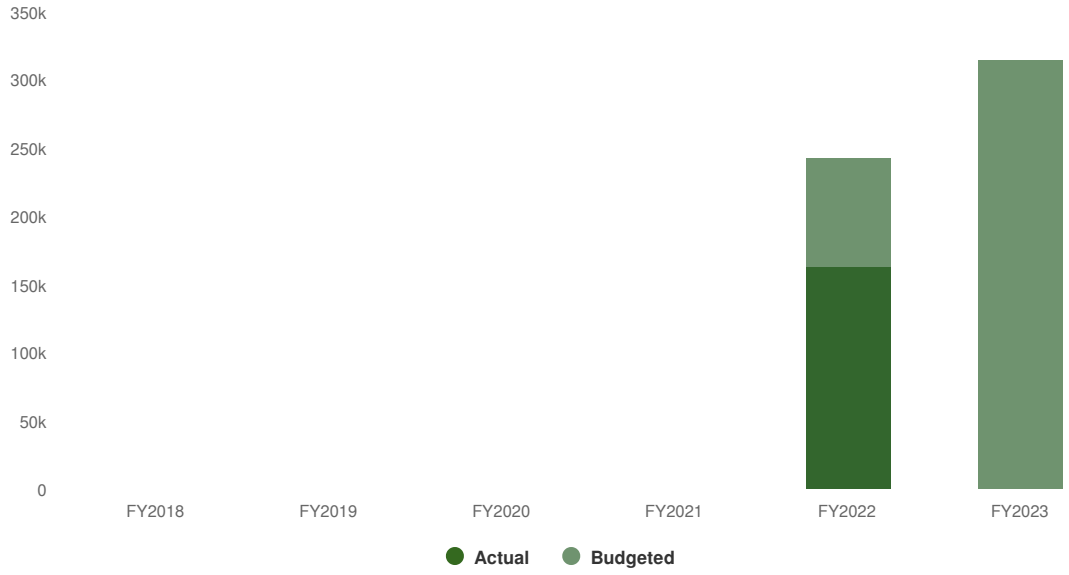

Expenditures by Fund

2023 Expenditures by Fund

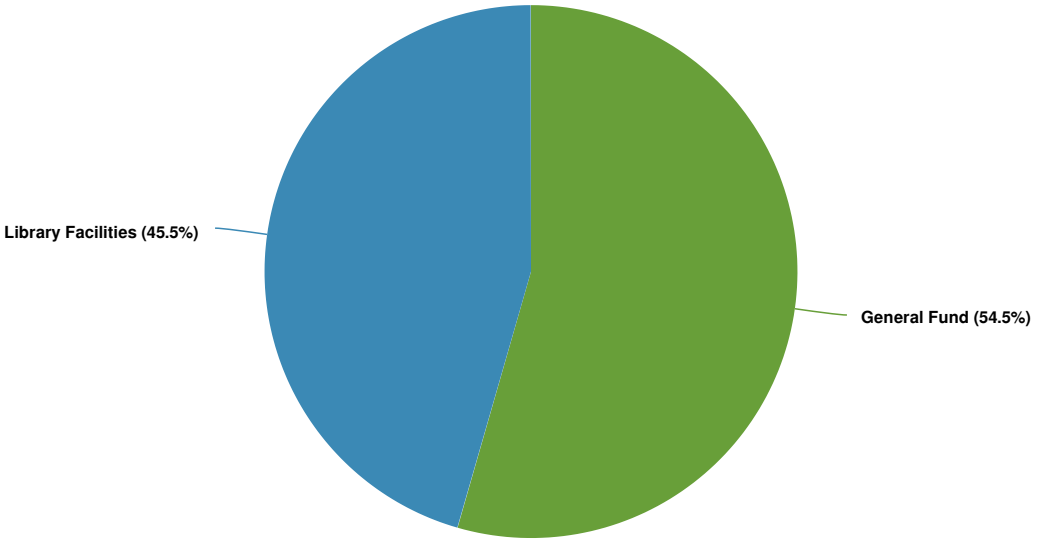

Budgeted and Historical Expenditures by Fund

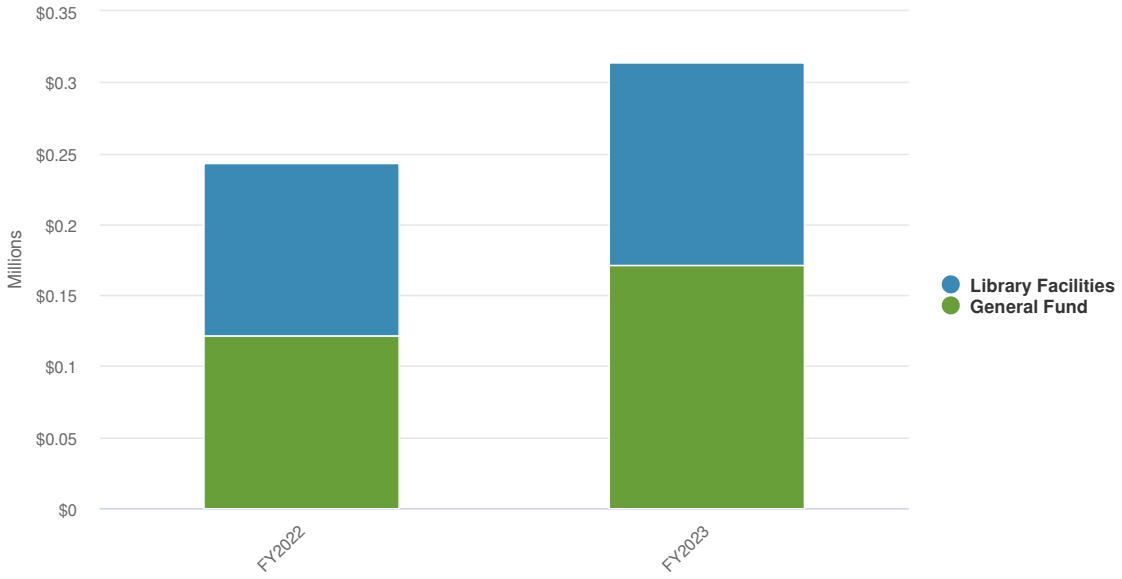

NOTE: The FY2022 Amended Budget and FY2022 Actuals are as of April 30, 2022.

Name	Account ID	FY2022 Amended	FY2022 Actuals	FY2023 CM Recommended	FY2022 Amended vs. FY2023 CM Recommended (% Change)
General Fund					
Salaries & Fringe Benefits					

Name	Account ID	FY2022 Amended	FY2022 Actuals	FY2023 CM Recommended	FY2022 Amended vs. FY2023 CM Recommended (% Change)
Salaries & Wages	110-6101-1100	$65,700	$53,267	$69,200	5.3%
Salaries Part Time	110-6101-1200	$0	$0	$24,800	N/A
Other Fringe Benefits	110-6101-1400	$3,000	$3,344	$3,300	10%
Pers Pension	110-6101-1405	$25,800	$22,752	$24,400	-5.4%
Health Plans	110-6101-1410	$14,300	$10,710	$14,300	0%
Workers Comp Contribution	110-6101-1415	$0	$0	$4,000	N/A
Special Pay	110-6101-1420	$1,200	$0	$2,400	100%
Pto + Holiday	110-6101-1425	$5,200	$5,571	$4,100	-21.2%
Retiree Medical Premiums	110-6101-1450	$0	$0	$17,900	N/A
Total Salaries & Fringe Benefits:		**$115,200**	**$95,643**	**$164,400**	**42.7%**
Operating Supplies & Services					
Office Supplies And Materials	110-6101-2250	$6,000	$725	$6,000	0%
Small Tools	110-6101-2850	$800	$0	$800	0%
Total Operating Supplies & Services:		**$6,800**	**$725**	**$6,800**	**0%**
Total General Fund:		**$122,000**	**$96,368**	**$171,200**	**40.3%**
Library Facilities					
Operating Supplies & Services					
Books-Adult	363-6101-2220	$20,900	$12,111	$21,200	1.4%
Books-Adult Reference	363-6101-2221	$1,000	$550	$1,000	0%
Books-Foreign Language	363-6101-2224	$2,500	$1,488	$2,500	0%
Books-Periodicals	363-6101-2225	$9,500	$5,059	$9,500	0%
Books-Audio/Visual	363-6101-2226	$60,000	$29,884	$70,200	17%
Books-Bestsellers	363-6101-2228	$19,900	$10,230	$19,900	0%
Databases - Patron Use	363-6101-2229	$7,700	$7,440	$18,900	145.5%
Total Operating Supplies & Services:		**$121,500**	**$66,762**	**$143,200**	**17.9%**
Total Library Facilities:		**$121,500**	**$66,762**	**$143,200**	**17.9%**

Name	Account ID	FY2022 Amended	FY2022 Actuals	FY2023 CM Recommended	FY2022 Amended vs. FY2023 CM Recommended (% Change)
Total:		**$243,500**	**$163,131**	**$314,400**	**29.1%**

Expenditures by Expense Type

2023 Budgeted Expenditures by Expense Type

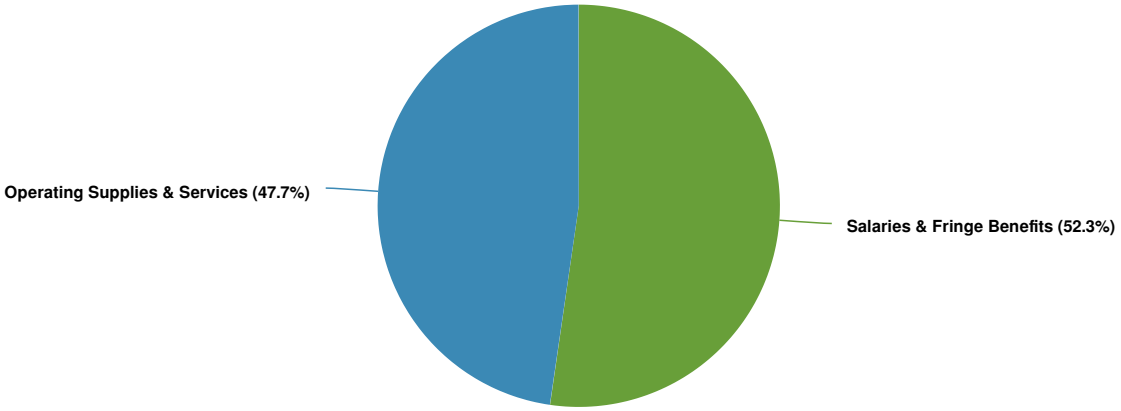

Child Services

The Child Services Program provides programs that support children and teen literacy, success in school and critical thinking skills. It provides special programs that include Read Across America, Get your Comix On!, Teen Read Week, Banned Book Week and Winter Reading.

PROGRAM OBJECTIVES:

- Pursue community partnerships to conduct child programming such as the Summer Library Program.
- Identify and apply for supplemental funding to augment programming.
- Provide youth with materials that support literacy, education, and cultural pursuits.
- Provide year-round, clean and safe recreational events for children and theirs families, including storytime, seasonal activities, Get Your Comics-On, and teen volunteer opportunities.

Expenditures Summary

The City started program-based budgeting beginning in FY2022. Department budgets were allocated to programs, which is reflected in the budgeted data for FY2022 and FY2023. Historical data for FY2018 to FY2021 is reflected at the Department level.

$237,500

$88,306

(59.19% vs. prior year)

Child Services Proposed and Historical Budget vs. Actual

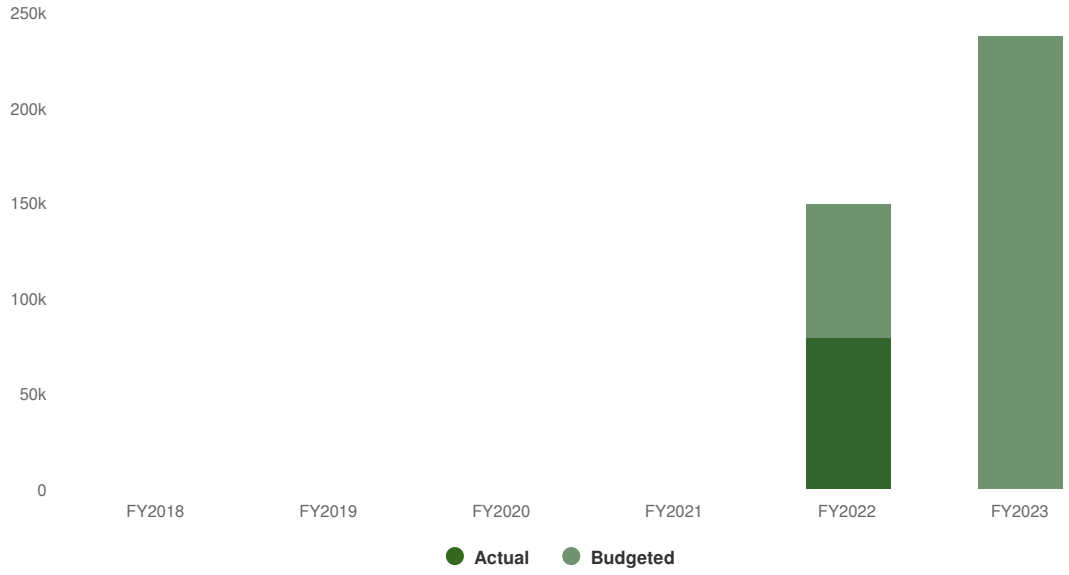

Expenditures by Fund

2023 Expenditures by Fund

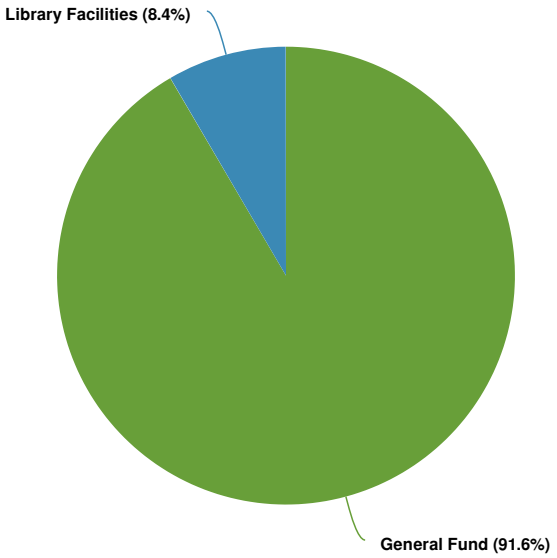

Budgeted and Historical Expenditures by Fund

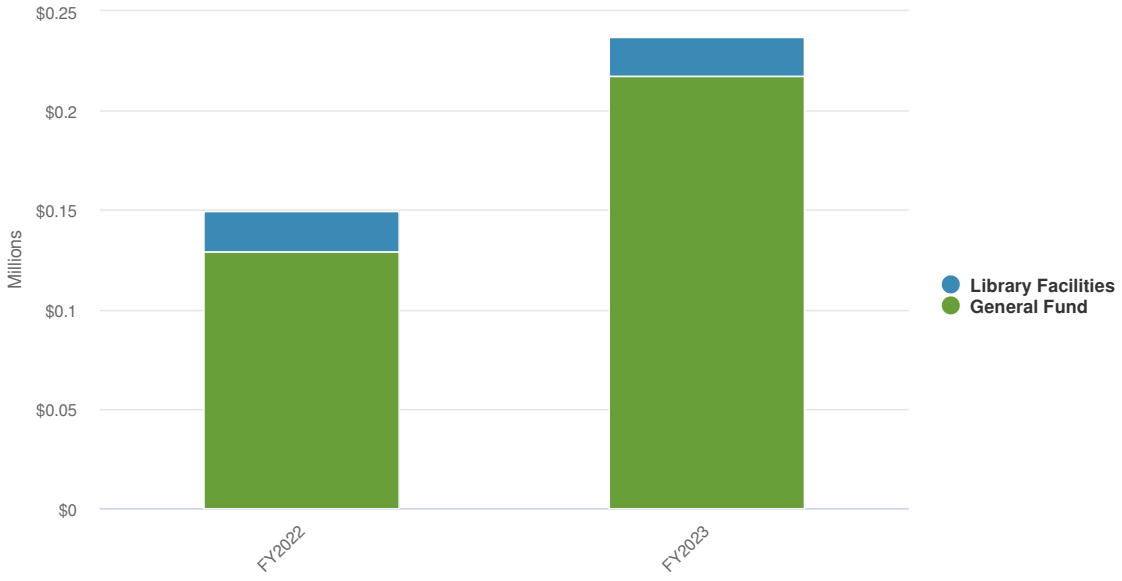

NOTE: The FY2022 Amended Budget and FY2022 Actuals are as of April 30, 2022.

Name	Account ID	FY2022 Amended	FY2022 Actuals	FY2023 CM Recommended	FY2022 Amended vs. FY2023 CM Recommended (% Change)
General Fund					
Salaries & Fringe Benefits					

Name	Account ID	FY2022 Amended	FY2022 Actuals	FY2023 CM Recommended	FY2022 Amended vs. FY2023 CM Recommended (% Change)
Salaries & Wages	110-6102-1100	$79,624	$42,782	$107,600	35.1%
Other Fringe Benefits	110-6102-1400	$2,700	$1,021	$2,500	-7.4%
Pers Pension	110-6102-1405	$29,460	$18,715	$38,700	31.4%
Health Plans	110-6102-1410	$11,610	$10,710	$28,600	146.3%
Workers Comp Contribution	110-6102-1415	$0	$0	$6,500	N/A
Special Pay	110-6102-1420	$1,900	$75	$600	-68.4%
Pto + Holiday	110-6102-1425	$3,900	$0	$4,100	5.1%
Retiree Medical Premiums	110-6102-1450	$0	$0	$28,900	N/A
Total Salaries & Fringe Benefits:		**$129,194**	**$73,304**	**$217,500**	**68.4%**
Total General Fund:		**$129,194**	**$73,304**	**$217,500**	**68.4%**
Library Facilities					
Operating Supplies & Services					
Books-Juvenile	363-6102-2222	$14,000	$2,501	$14,000	0%
Books-Young Adult	363-6102-2223	$6,000	$3,281	$6,000	0%
Total Operating Supplies & Services:		**$20,000**	**$5,783**	**$20,000**	**0%**
Total Library Facilities:		**$20,000**	**$5,783**	**$20,000**	**0%**
Total:		**$149,194**	**$79,087**	**$237,500**	**59.2%**

Expenditures by Expense Type

2023 Budgeted Expenditures by Expense Type

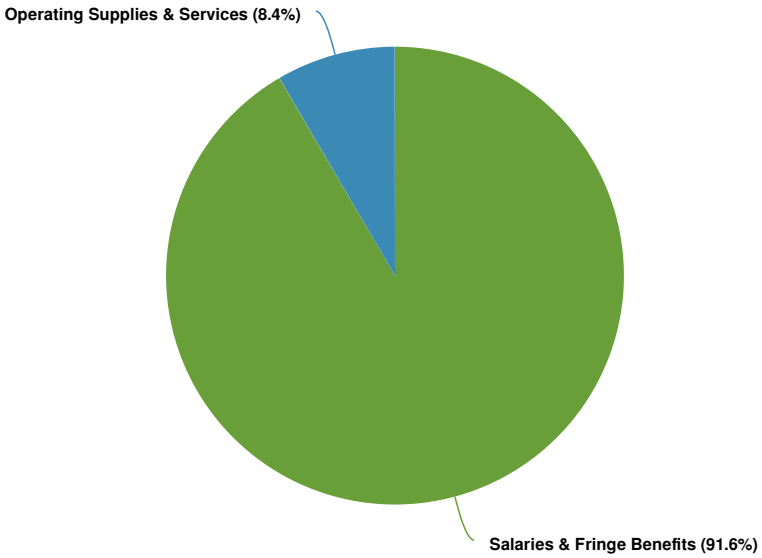

Support Services

Provide Support Services for all patrons who use the Library, including establishing rapport explaining online registration, checkout, renewal, returning material, handling all monetary transactions, requesting material and where to pick it up.

PROGRAM OBJECTIVES:

- Present Library services to the community in an informational and visual manner.
- Provide Library patrons with assistance accessing material.
- Assess fines and fees for Library services.

Expenditures Summary

The City started program-based budgeting beginning in FY2022. Department budgets were allocated to programs, which is reflected in the budgeted data for FY2022 and FY2023. Historical data for FY2018 to FY2021 is reported at the Department level.

$284,900 **$66,000**
(30.15% vs. prior year)

Support Services Proposed and Historical Budget vs. Actual

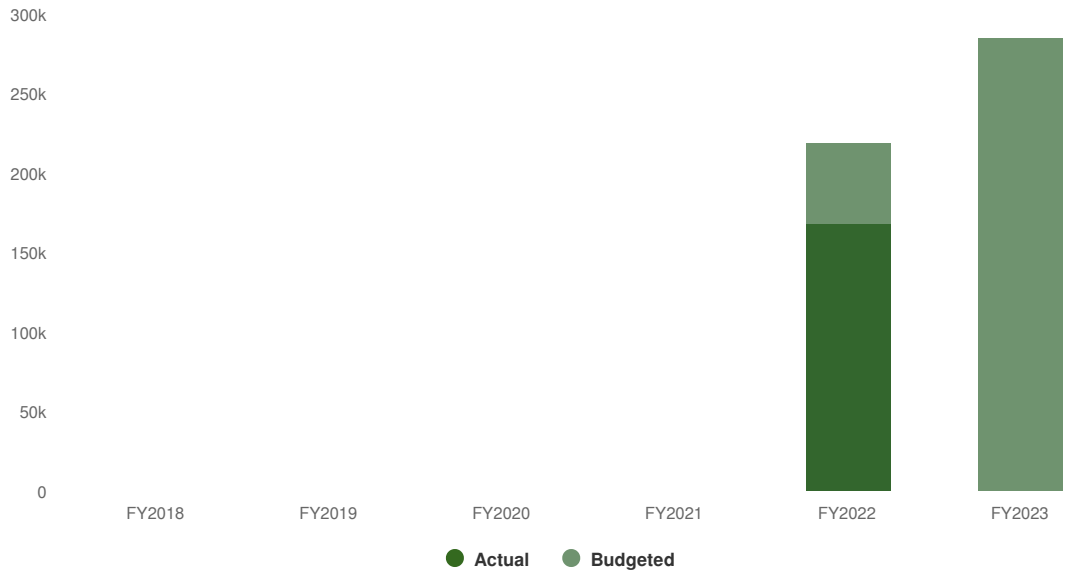

Expenditures by Fund

2023 Expenditures by Fund

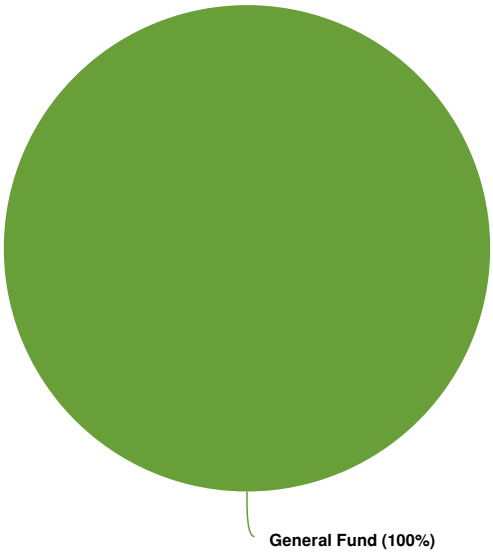

Budgeted and Historical Expenditures by Fund

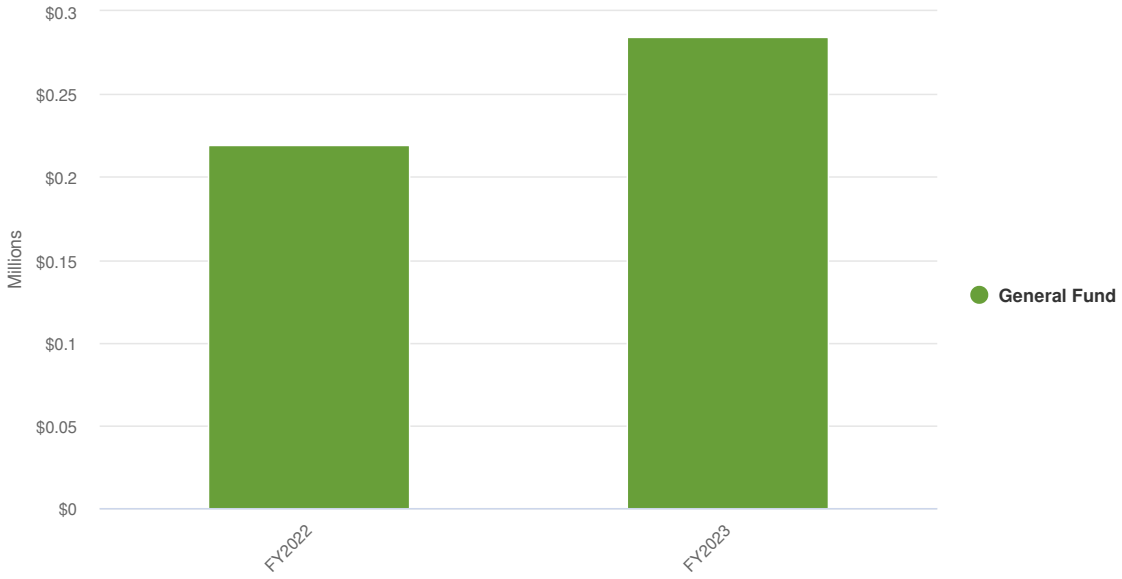

NOTE: The FY2022 Amended Budget and FY2022 Actuals are as of April 30, 2022.

Name	Account ID	FY2022 Amended	FY2022 Actuals	FY2023 CM Recommended	FY2022 Amended vs. FY2023 CM Recommended (% Change)
General Fund					
Salaries & Fringe Benefits					

Name	Account ID	FY2022 Amended	FY2022 Actuals	FY2023 CM Recommended	FY2022 Amended vs. FY2023 CM Recommended (% Change)
Salaries & Wages	110-6103-1100	$97,000	$78,171	$102,100	5.3%
Salaries Part Time	110-6103-1200	$34,900	$26,555	$55,600	59.3%
Other Fringe Benefits	110-6103-1400	$2,900	$4,882	$3,300	13.8%
Pers Pension	110-6103-1405	$38,200	$33,742	$36,900	-3.4%
Health Plans	110-6103-1410	$28,700	$23,040	$28,800	0.3%
Workers Comp Contribution	110-6103-1415	$0	$0	$8,200	N/A
Special Pay	110-6103-1420	$3,000	$300	$4,100	36.7%
Pto + Holiday	110-6103-1425	$3,400	$0	$3,900	14.7%
Retiree Medical Premiums	110-6103-1450	$0	$0	$36,200	N/A
Total Salaries & Fringe Benefits:		**$208,100**	**$166,690**	**$279,100**	**34.1%**
Operating Supplies & Services					
Office Supplies And Materials	110-6103-2250	$10,000	$828	$5,000	-50%
Small Tools	110-6103-2850	$800	$0	$800	0%
Total Operating Supplies & Services:		**$10,800**	**$828**	**$5,800**	**-46.3%**
Total General Fund:		**$218,900**	**$167,518**	**$284,900**	**30.2%**

Expenditures by Expense Type

2023 Budgeted Expenditures by Expense Type

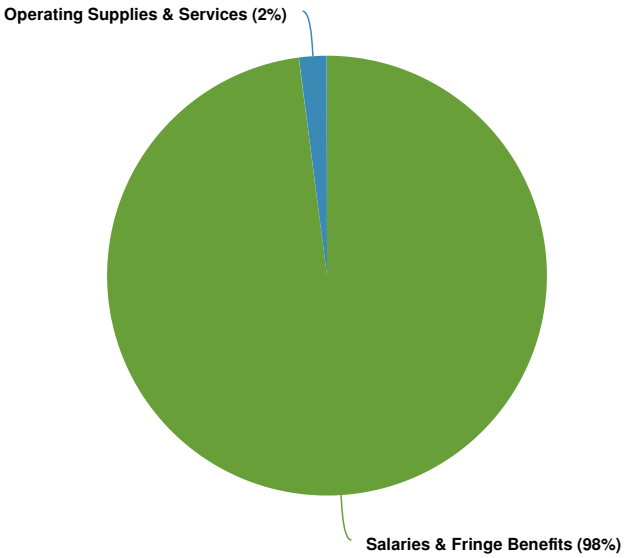

Literacy

The Literacy Program provides Adult learners and tutors with quality training, information for success and literacy skills for the 21st century, including digital skills required for successful job searches and securing jobs. This position is funded by the California State Library Literacy Services annually.

PROGRAM OBJECTIVES:

- Collaborate with service organizations to provide literacy assistance to the community.
- Maintain engagement with learners and tutors to adequately track and assess the evolving needs.

Expenditures Summary

The City started program-based budgeting beginning in FY2022. Department budgets were allocated to programs, which is reflected in the budgeted data for FY2022 and FY2023. Historical data for FY2018 to FY2021 is reported at the Department level.

$36,900 **$9,700**
(35.66% vs. prior year)

Literacy Proposed and Historical Budget vs. Actual

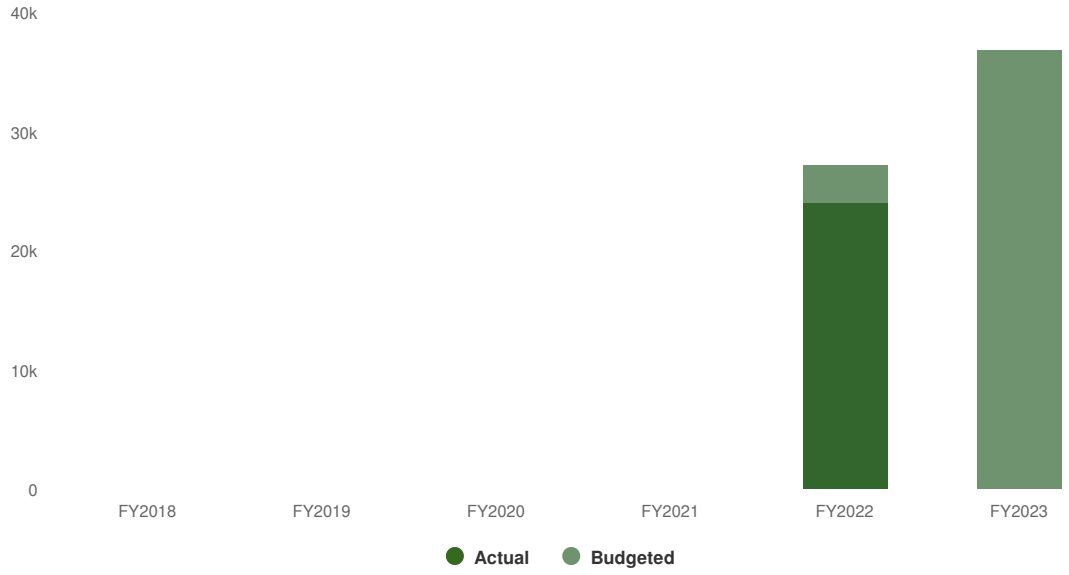

Expenditures by Fund

2023 Expenditures by Fund

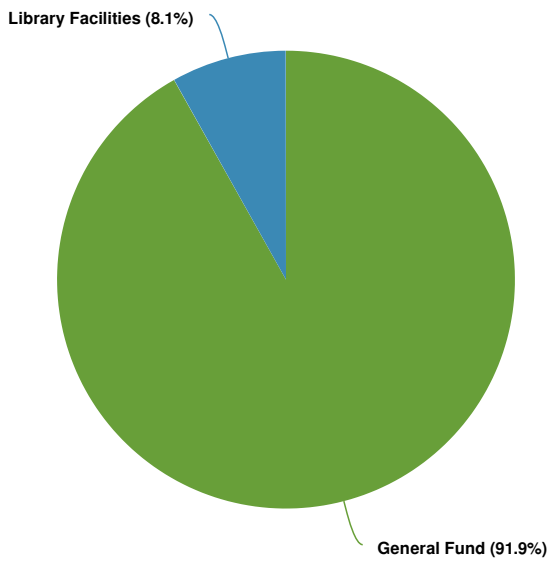

Budgeted and Historical Expenditures by Fund

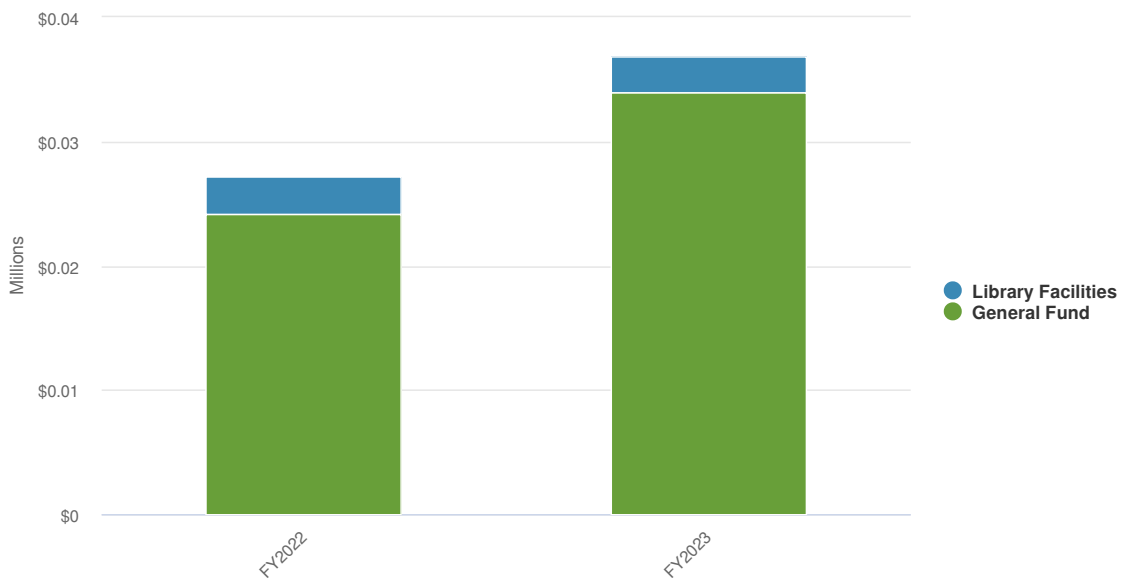

NOTE: The FY2022 Amended Budget and FY2022 Actuals are as of April 30, 2022.

Name	Account ID	FY2022 Amended	FY2022 Actuals	FY2023 CM Recommended	FY2022 Amended vs. FY2023 CM Recommended (% Change)
General Fund					
Salaries & Fringe Benefits					

Name	Account ID	FY2022 Amended	FY2022 Actuals	FY2023 CM Recommended	FY2022 Amended vs. FY2023 CM Recommended (% Change)
Salaries & Wages	110-6300-1100	$0	$540	$0	N/A
Salaries Part Time	110-6300-1200	$22,800	$18,687	$24,500	7.5%
Other Fringe Benefits	110-6300-1400	$800	$1,282	$400	-50%
Health Plans	110-6300-1410	$600	$810	$100	-83.3%
Workers Comp Contribution	110-6300-1415	$0	$0	$1,400	N/A
Special Pay	110-6300-1420	$0	$0	$1,100	N/A
Retiree Medical Premiums	110-6300-1450	$0	$0	$6,400	N/A
Total Salaries & Fringe Benefits:		**$24,200**	**$21,319**	**$33,900**	**40.1%**
Total General Fund:		**$24,200**	**$21,319**	**$33,900**	**40.1%**
Library Facilities					
Operating Supplies & Services					
Books & Materials-Literacy Program	363-6300-2230	$3,000	$2,757	$3,000	0%
Total Operating Supplies & Services:		**$3,000**	**$2,757**	**$3,000**	**0%**
Total Library Facilities:		**$3,000**	**$2,757**	**$3,000**	**0%**
Total:		**$27,200**	**$24,076**	**$36,900**	**35.7%**

Expenditures by Expense Type

2023 Budgeted Expenditures by Expense Type

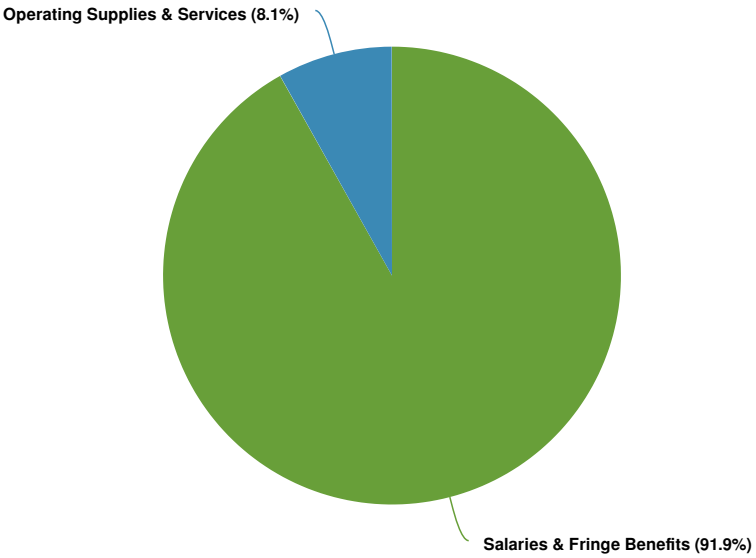

Community Development

H.P. Kang
Director of Community Development

The City of Hemet Community Development Department primary responsibility is for the orderly development and maintenance of property, residences and businesses. The Community Development Department staff reviews projects and building plans to ensure they comply with all current building codes, applicable laws and local zoning to ensure compatibility of land use in the built environment and manages various grant programs.

PROGRAMS:

1. Administration
2. Planning
3. Housing
4. Building
5. Code Compliance

Expenditures Summary

$4,352,411 **-$283,346**
(-6.11% vs. prior year)

Community Development Proposed and Historical Budget vs. Actual

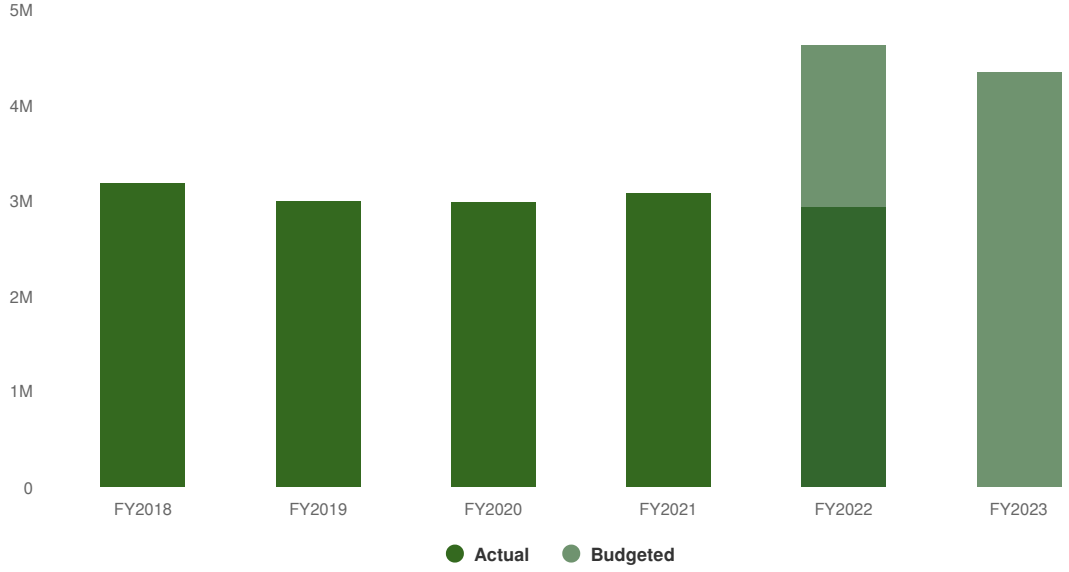

Expenditures by Fund

2023 Expenditures by Fund

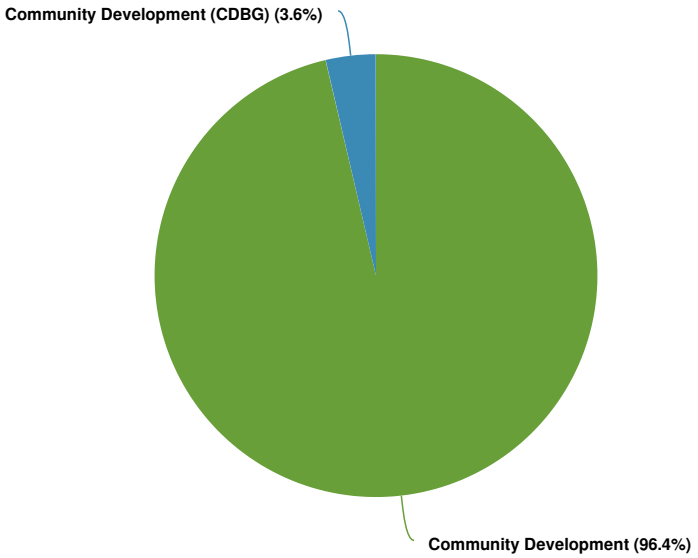

Budgeted and Historical Expenditures by Fund

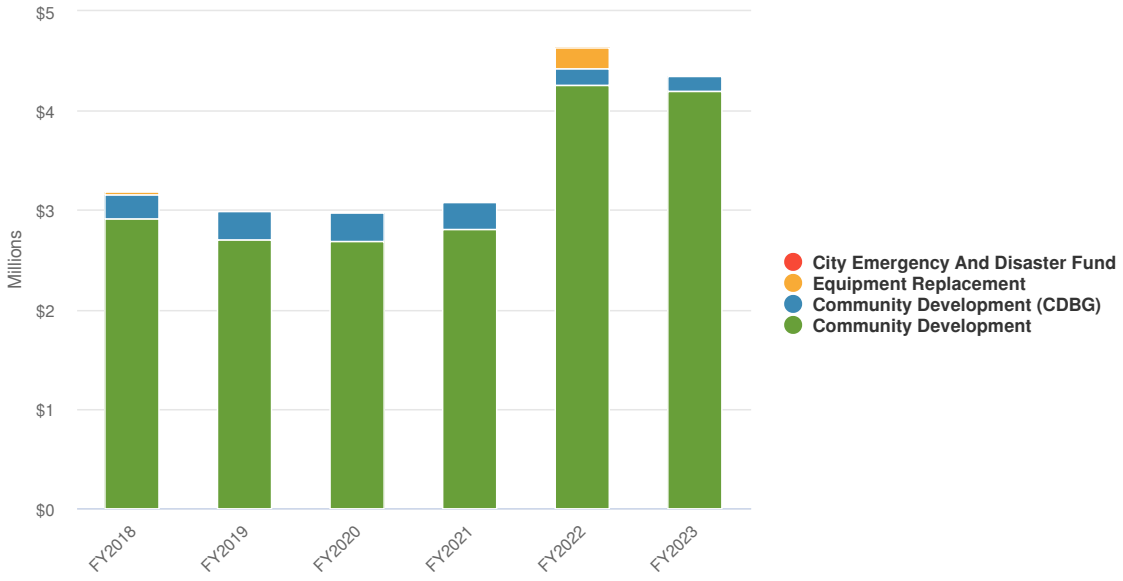

NOTE: The FY2022 Amended Budget and FY2022 Actuals are as of April 30, 2022.

Name	FY2022 Amended	FY2022 Actuals	FY2023 CM Recommended	FY2022 Amended vs. FY2023 CM Recommended (% Change)
Community Development				
Salaries & Fringe Benefits	$2,609,900	$2,022,716	$2,620,900	0.4%

Name	FY2022 Amended	FY2022 Actuals	FY2023 CM Recommended	FY2022 Amended vs. FY2023 CM Recommended (% Change)
Operating Supplies & Services	$1,236,345	$435,524	$1,201,200	-2.8%
Internal Service Charges	$412,300	$343,600	$371,600	-9.9%
Total Community Development:	**$4,258,545**	**$2,801,840**	**$4,193,700**	**-1.5%**
Community Development (CDBG)				
Salaries & Fringe Benefits	$167,212	$134,178	$158,711	-5.1%
Total Community Development (CDBG):	**$167,212**	**$134,178**	**$158,711**	**-5.1%**
Equipment Replacement				
Capital Outlay	$210,000	$0	$0	-100%
Total Equipment Replacement:	**$210,000**	**$0**	**$0**	**-100%**
Total:	**$4,635,757**	**$2,936,018**	**$4,352,411**	**-6.1%**

Expenditures by Program

2023 Budgeted Expenditures by Program

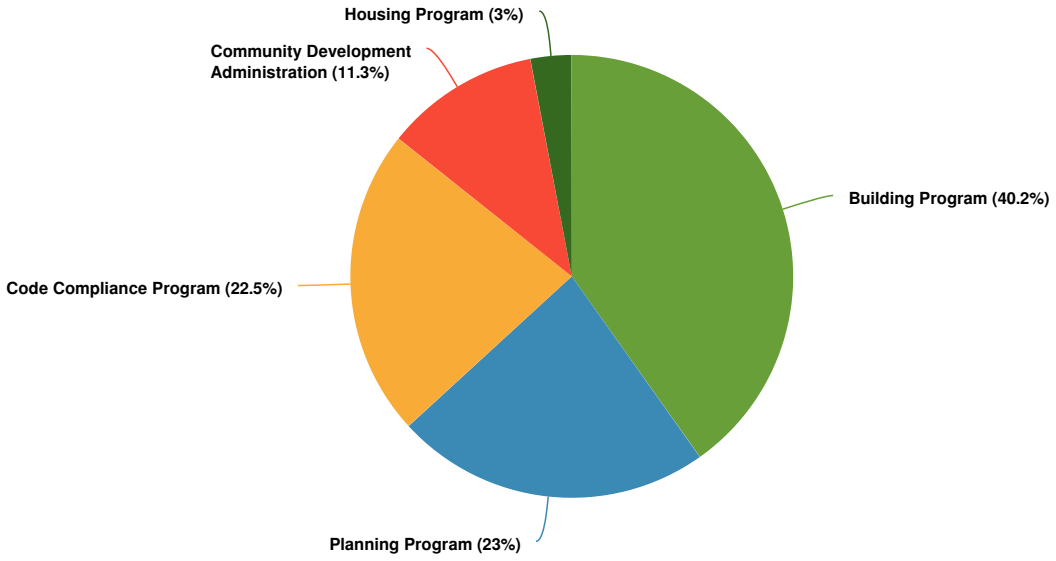

Expenditures by Expense Type

2023 Budgeted Expenditures by Expense Type

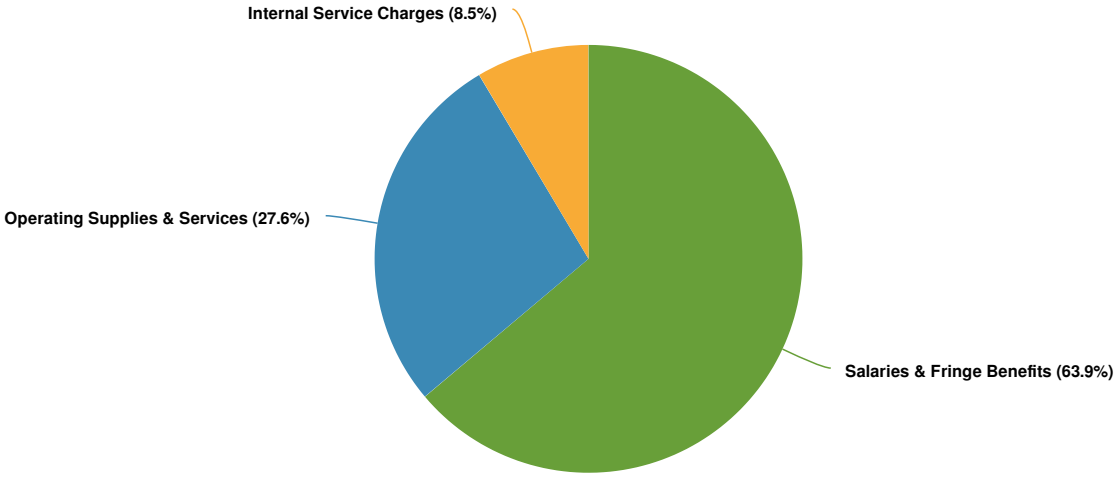

Budgeted and Historical Expenditures by Expense Type

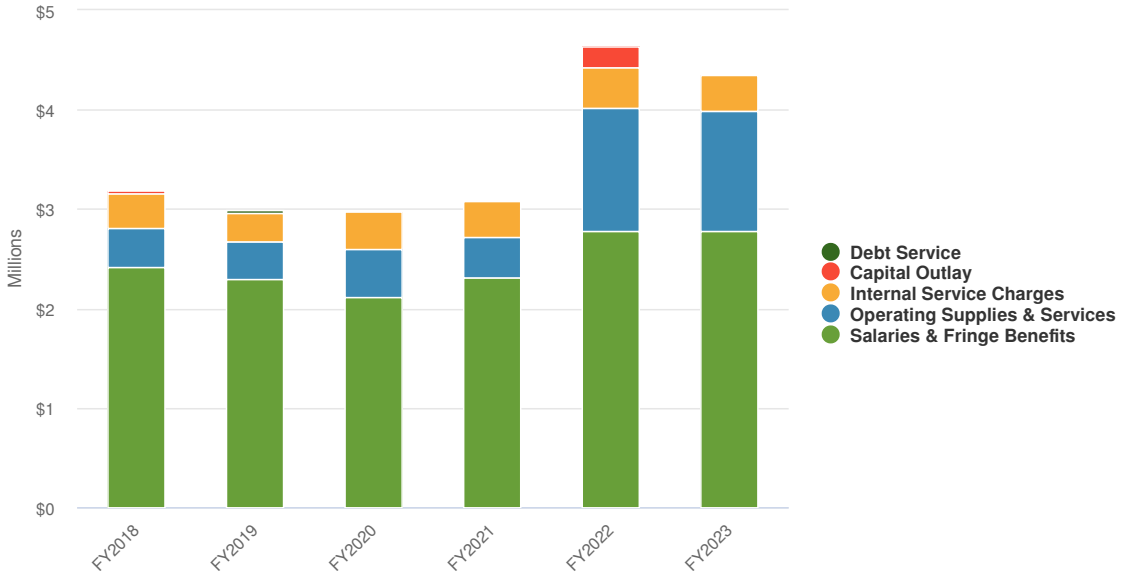

Organizational Chart

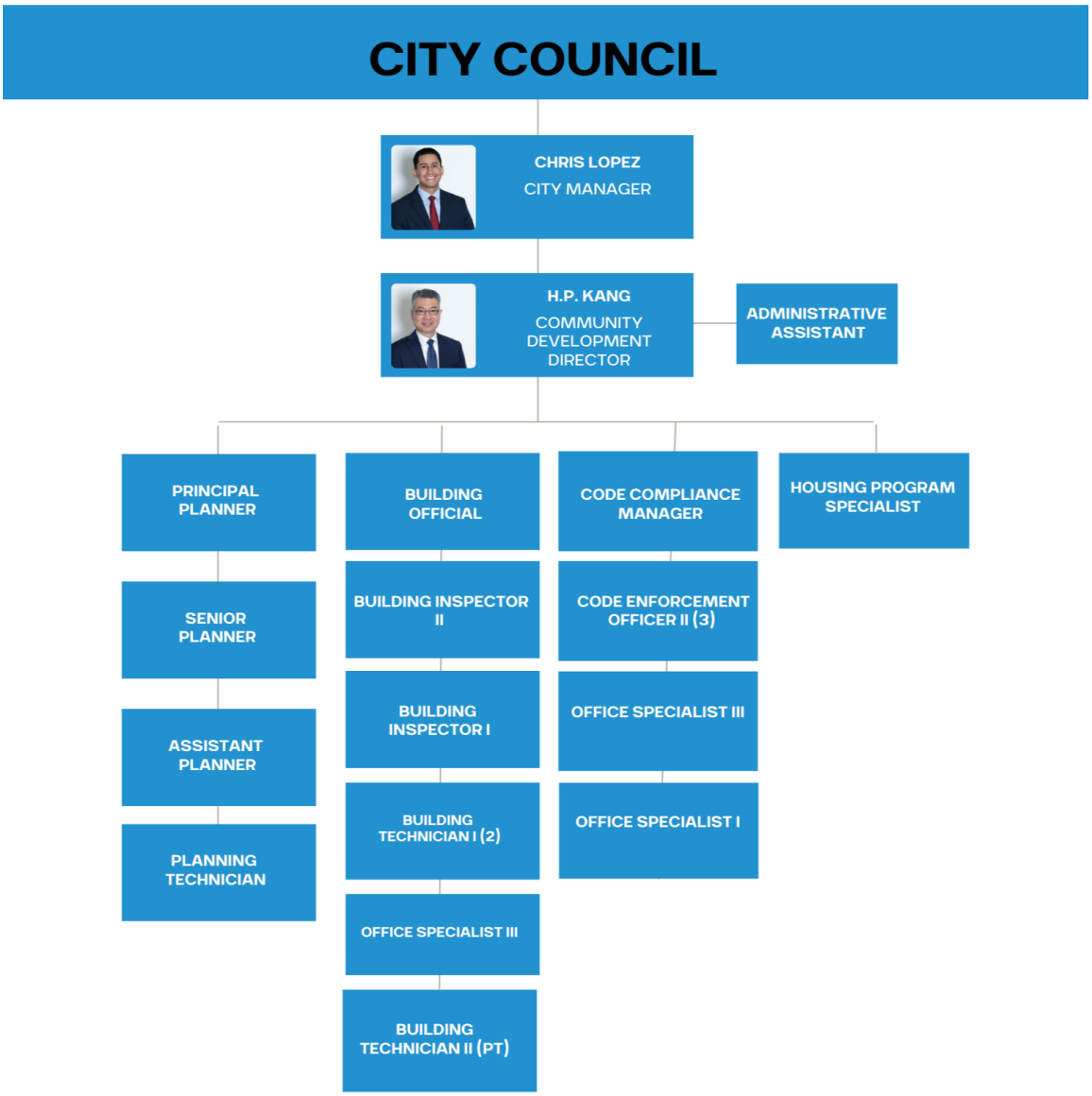

Community Development Administration

Manage, direct and oversee the Community Development Department. Receives administrative direction from the City Manager and assists with assigned special projects. Provide a variety of administrative support to the Department, including but not limited to: composing correspondence, processing personnel actions and employee evaluations; maintaining personnel files; research, compiling data and reports; schedule and coordinate meetings; process agreements, purchase orders, and invoices; agenda preparation for DRC and CDDR; serve as Planning Commission Secretary; maintain and reconcile deposit accounts; process and monitor expenditures.

PROGRAM OBJECTIVES:

- Assist with Special Assignment by the City Manager
- Manage & Track Expenditures
- Prepare and Process Personnel Forms
- Process Agreements and Purchase Orders for the Fiscal Year
- Reconcile Deposit Accounts
- Invoice Processing
- Establish, implement and enforce Department policies and procedures.

Expenditures Summary

The City started program-based budgeting beginning in FY2022. Department budgets were allocated to programs, which is reflected in the budgeted data for FY2022 and FY2023. Historical data for FY2018 to FY2021 is reported at the Department level.

$492,200 **$49,487**
(11.18% vs. prior year)

Community Development Administration Proposed and Historical Budget vs. Actual

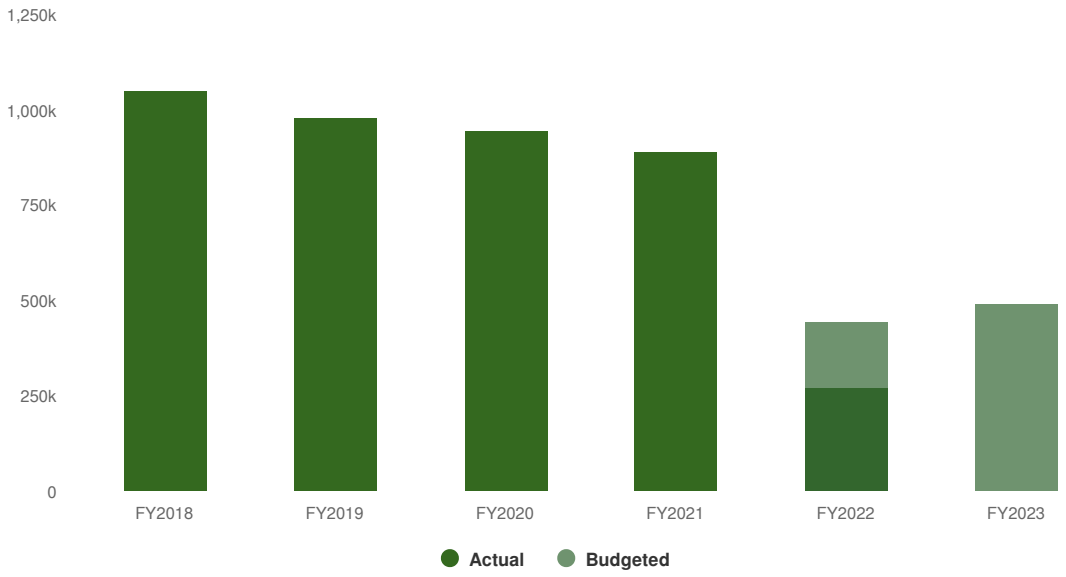

Expenditures by Fund

2023 Expenditures by Fund

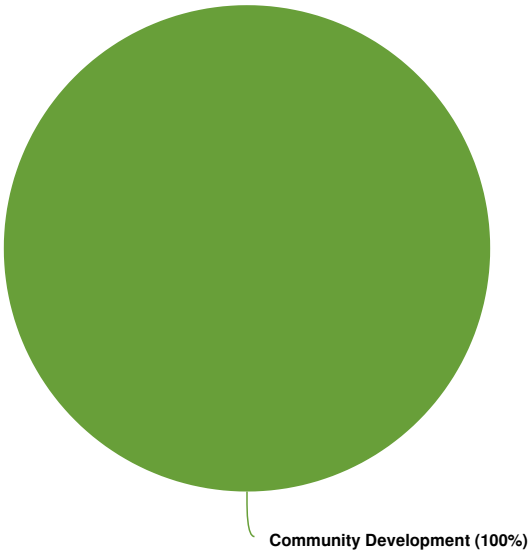

Budgeted and Historical Expenditures by Fund

NOTE: The FY2022 Amended Budget and FY2022 Actuals are as of April 30, 2022.

Name	Account ID	FY2022 Amended	FY2022 Actuals	FY2023 CM Recommended	FY2022 Amended vs. FY2023 CM Recommended (% Change)
Community Development					
Salaries & Fringe Benefits					

Name	Account ID	FY2022 Amended	FY2022 Actuals	FY2023 CM Recommended	FY2022 Amended vs. FY2023 CM Recommended (% Change)
Salaries & Wages	120-1700-1100	$139,800	$111,395	$224,700	60.7%
Salaries Overtime	120-1700-1300	$1,000	$873	$2,000	100%
Comp Time Used	120-1700-1305	$0	$16	$0	N/A
Other Fringe Benefits	120-1700-1400	$6,400	$6,533	$10,000	56.3%
Pers Pension	120-1700-1405	$60,200	$50,136	$92,800	54.2%
Health Plans	120-1700-1410	$20,500	$15,745	$26,800	30.7%
Workers Comp Contribution	120-1700-1415	$0	$0	$11,100	N/A
Special Pay	120-1700-1420	$13,500	$10,828	$9,600	-28.9%
Pto + Holiday	120-1700-1425	$21,800	$3,133	$28,300	29.8%
Retiree Medical Premiums	120-1700-1450	$0	$0	$49,100	N/A
Total Salaries & Fringe Benefits:		**$263,200**	**$198,658**	**$454,400**	**72.6%**
Operating Supplies & Services					
Telephone/Communication	120-1700-2200	$900	$1,328	$1,100	22.2%
Office Supplies And Materials	120-1700-2250	$900	$751	$900	0%
Software Purchases	120-1700-2260	$0	$0	$9,500	N/A
Software Maintenance	120-1700-2265	$2,900	$0	$5,100	75.9%
Computer Hardware Purchases	120-1700-2270	$2,000	$0	$2,000	0%
Contracts,Leases,Rents,& Taxes	120-1700-2400	$5,300	-$1,278	$5,300	0%
Training & Education	120-1700-2560	$600	$4,249	$600	0%
Downtown Specific Plan	120-1700-2706	$8,720	$0	$0	-100%
Professional/Specialized Serv	120-1700-2710	$157,893	$66,831	$0	-100%
Printing Services	120-1700-2714	$300	$50	$300	0%
Total Operating Supplies & Services:		**$179,513**	**$71,933**	**$24,800**	**-86.2%**
Internal Service Charges					
Liability Insurance	120-1700-3616	$0	$0	$13,000	N/A

Name	Account ID	FY2022 Amended	FY2022 Actuals	FY2023 CM Recommended	FY2022 Amended vs. FY2023 CM Recommended (% Change)
Total Internal Service Charges:		$0	$0	$13,000	N/A
Total Community Development:		**$442,713**	**$270,591**	**$492,200**	**11.2%**

Expenditures by Expense Type

2023 Budgeted Expenditures by Expense Type

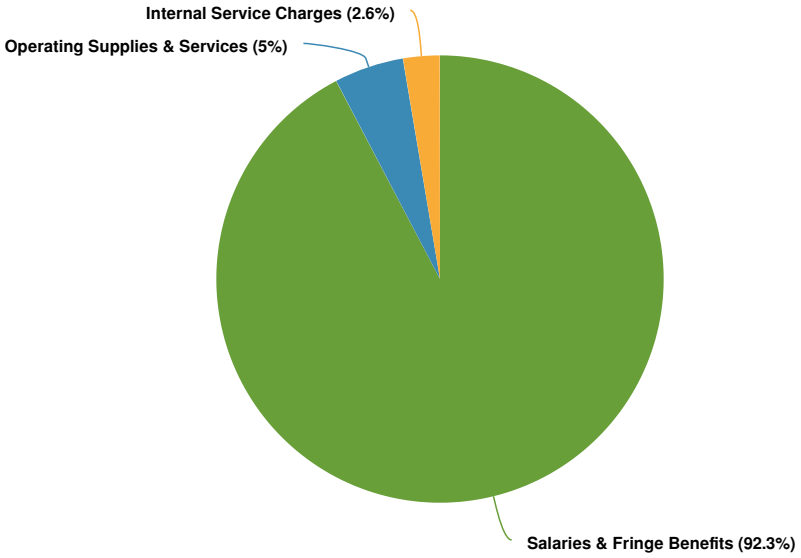

Planning

The Planning division combines the functions of Current and Advance planning to manage development within the framework established in the City's General Plan and Municipal Code. Planning division oversight strives to achieve orderly and compatible development to create livable neighborhoods, support economic development, and sustain a high quality of life for Hemet's citizens. Planning staff coordinates with business owners, local community groups, citizens, engineers, architects and other project proponents to ensure that every development project makes the most sense for the community and makes Hemet a desirable place to live, work and play.

PROGRAM OBJECTIVES:

- Verify zoning consistency with General Plan.
- Ensure satisfactory service of entitlement of projects.
- Follow and implement Federal, State, and County regulation and code updates.
- Provide grant implementation.
- Provide supportive services for both internal and external agencies.

Expenditures Summary

The City started program-based budgeting beginning in FY2022. Department budgets were allocated to programs, which is reflected in the budgeted data for FY2022 and FY2023. Historical data for FY2018 to FY2021 is reflected at the Department level.

$1,001,700 **-$234,372**
(-18.96% vs. prior year)

Planning Proposed and Historical Budget vs. Actual

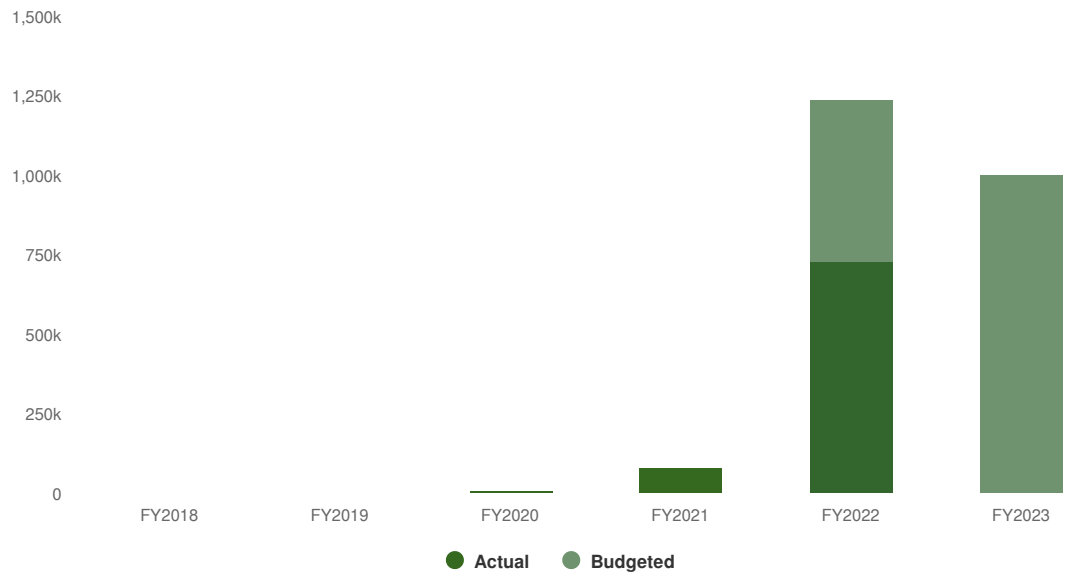

Expenditures by Fund

2023 Expenditures by Fund

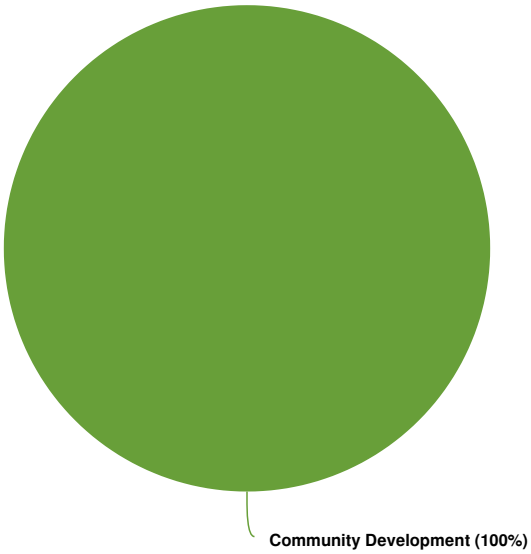

Budgeted and Historical Expenditures by Fund

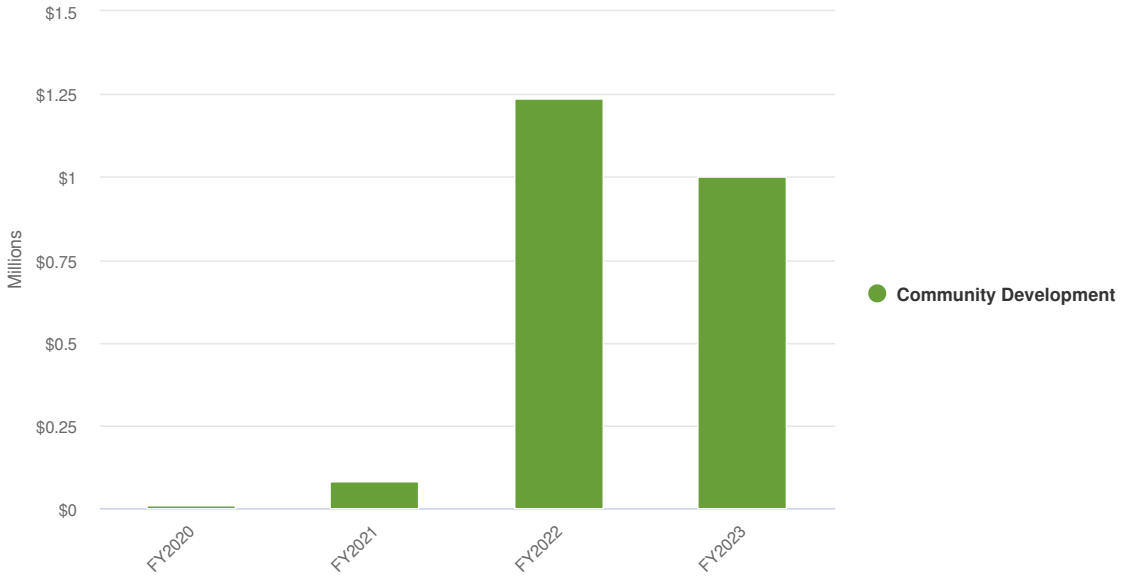

NOTES:

- **The FY2022 Amended Budget and FY2022 Actuals are as of April 30, 2022.**
- **FY2022 includes budget and costs for SB2 Planning Grant Program (1710).**

Name	Account ID	FY2022 Amended	FY2022 Actuals	FY2023 CM Recommended	FY2022 Amended vs. FY2023 CM Recommended (% Change)
Community Development					

Name	Account ID	FY2022 Amended	FY2022 Actuals	FY2023 CM Recommended	FY2022 Amended vs. FY2023 CM Recommended (% Change)
Salaries & Fringe Benefits					
Salaries & Wages	120-1701-1100	$304,100	$233,279	$324,800	6.8%
Salaries Overtime	120-1701-1300	$6,300	$986	$5,300	-15.9%
Other Fringe Benefits	120-1701-1400	$11,200	$11,592	$11,300	0.9%
Pers Pension	120-1701-1405	$120,500	$102,138	$117,900	-2.2%
Health Plans	120-1701-1410	$57,100	$44,286	$57,100	0%
Workers Comp Contribution	120-1701-1415	$29,700	$24,750	$18,800	-36.7%
Special Pay	120-1701-1420	$21,600	$18,582	$6,600	-69.4%
Pto + Holiday	120-1701-1425	$18,600	$1,417	$16,400	-11.8%
Unemployment Benefits	120-1701-1430	$600	$500	$500	-16.7%
Retiree Medical Premiums	120-1701-1450	$108,800	$90,670	$83,400	-23.3%
Total Salaries & Fringe Benefits:		**$678,500**	**$528,201**	**$642,100**	**-5.4%**
Operating Supplies & Services					
Telephone/Communications	120-1701-2200	$900	$1,241	$1,100	22.2%
Advertising And Publications	120-1701-2220	$10,000	$9,388	$15,000	50%
Office Supplies And Materials	120-1701-2250	$8,200	$4,044	$8,200	0%
Software Purchases	120-1701-2260	$0	$0	$19,100	N/A
Software Maintenance	120-1701-2265	$5,700	$4,484	$21,200	271.9%
Computer Hardware Purchases	120-1701-2270	$43,100	$0	$43,100	0%
Contracts & Leases	120-1701-2400	$3,900	$1,275	$3,900	0%
Training & Education	120-1701-2560	$1,800	$1,124	$5,800	222.2%
Professional/Specialized Serv	120-1701-2710	$132,630	$850	$137,500	3.7%
Printing Services	120-1701-2714	$900	$50	$900	0%
Professional/Specialized Serv	120-1710-2710	$222,742	$70,115	$0	-100%
Total Operating Supplies & Services:		**$429,872**	**$92,572**	**$255,800**	**-40.5%**

Name	Account ID	FY2022 Amended	FY2022 Actuals	FY2023 CM Recommended	FY2022 Amended vs. FY2023 CM Recommended (% Change)
Internal Service Charges					
City Attorney	120-1701-3612	$27,100	$22,580	$14,700	-45.8%
It/Computers-Telephone	120-1701-3613	$52,400	$43,670	$43,800	-16.4%
Liability Insurance	120-1701-3616	$32,900	$27,420	$30,100	-8.5%
Facility Maintenance	120-1701-3680	$15,300	$12,750	$15,200	-0.7%
Total Internal Service Charges:		**$127,700**	**$106,420**	**$103,800**	**-18.7%**
Total Community Development:		**$1,236,072**	**$727,192**	**$1,001,700**	**-19%**

Expenditures by Expense Type

2023 Budgeted Expenditures by Expense Type

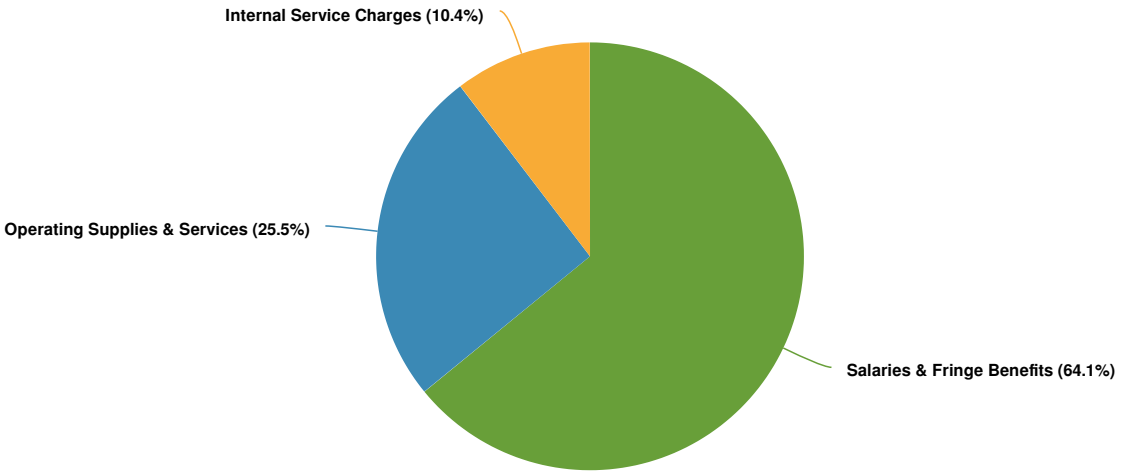

Housing

Performs the necessary functions required to operate housing programs. Implement neighborhood-based programs and services.

PROGRAM OBJECTIVES:

- Senior Home Repair Program
- Rental Property Repair Program
- Neighborhood Stabilization Program
- HOME Program
- Cal-Home Program
- Sahara Villa
- Permanent Local Housing Allocation (PLHA)

Expenditures Summary

The City started program-based budgeting beginning in FY2022. Department budgets were allocated to programs, which is reflected in the budgeted data for FY2022 and FY2023. Historical data for FY2018 to FY2021 is reported at the Department level.

$130,200 **$14,600**
(12.63% vs. prior year)

Housing Proposed and Historical Budget vs. Actual

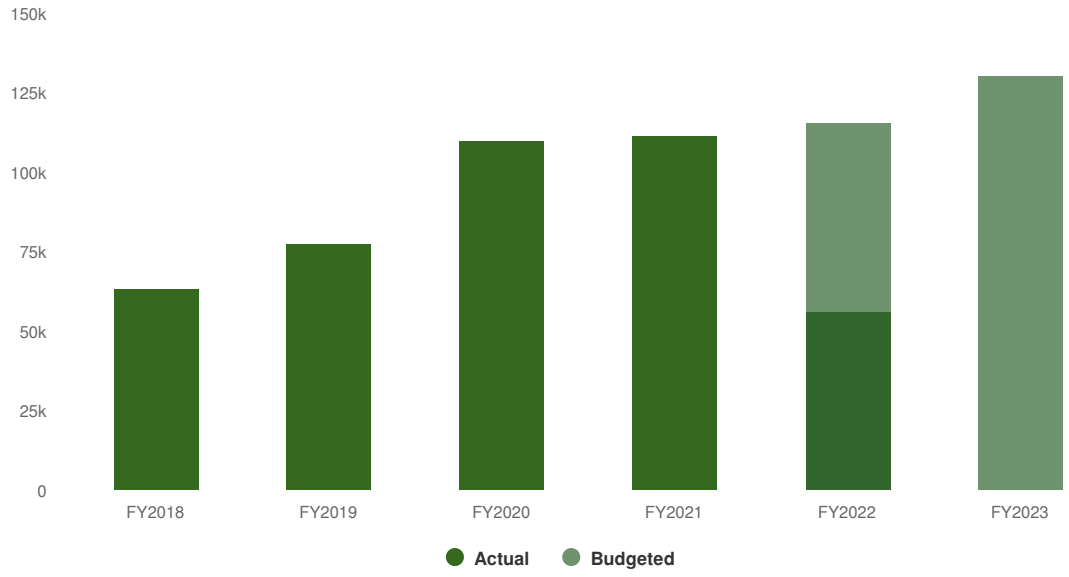

Expenditures by Fund

2023 Expenditures by Fund

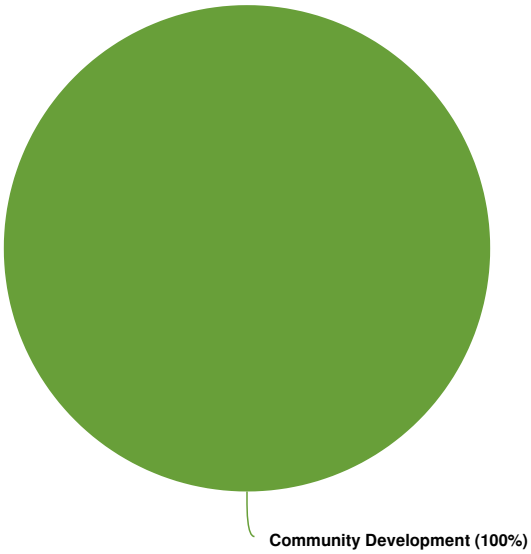

From FY2018 to FY2021, CDBG Administration costs were included in the Housing Program. When the City started program based budgeting in FY2022, CDBG Administration moved to the City Manager Grants Administration Program and a Housing Specialist was hired to manage housing programs for the city.

Budgeted and Historical Expenditures by Fund

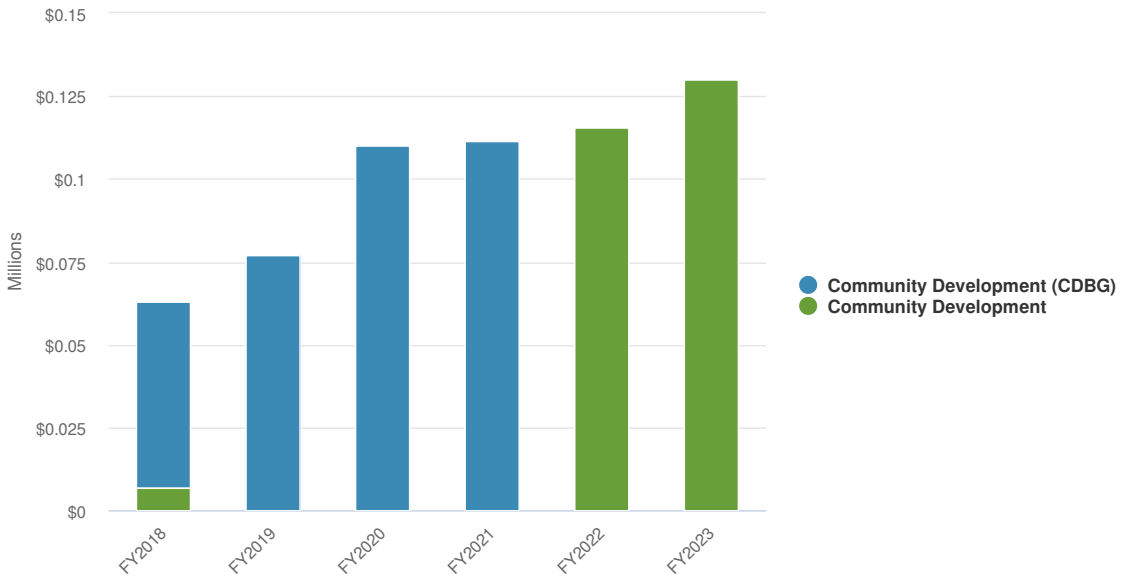

NOTE: The FY2022 Amended Budget and FY2022 Actuals are as of April 30, 2022.

Name	Account ID	FY2022 Amended	FY2022 Actuals	FY2023 CM Recommended	FY2022 Amended vs. FY2023 CM Recommended (% Change)
Community Development					
Salaries & Fringe Benefits					
Salaries & Wages	120-1925-1100	$46,200	$16,900	$56,900	23.2%
Salaries Overtime	120-1925-1300	$0	$66	$0	N/A
Other Fringe Benefits	120-1925-1400	$1,100	$698	$1,400	27.3%
Pers Pension	120-1925-1405	$18,100	$7,623	$20,600	13.8%
Health Plans	120-1925-1410	$14,300	$5,950	$14,300	0%
Workers Comp Contribution	120-1925-1415	$3,200	$2,670	$3,100	-3.1%
Special Pay	120-1925-1420	$5,600	$5,554	$1,800	-67.9%
Pto + Holiday	120-1925-1425	$2,000	$0	$2,200	10%
Unemployment Benefits	120-1925-1430	$100	$80	$100	0%
Retiree Medical Premiums	120-1925-1450	$11,700	$9,750	$13,700	17.1%
Total Salaries & Fringe Benefits:		**$102,300**	**$49,290**	**$114,100**	**11.5%**
Operating Supplies & Services					
Telephone/Communications	120-1925-2200	$700	$0	$700	0%
Office Supplies And Materials	120-1925-2250	$1,500	$473	$1,500	0%
Software Purchases	120-1925-2260	$0	$0	$4,800	N/A
Software Maintenance	120-1925-2265	$1,000	$0	$2,100	110%
Computer Hardware Purchases	120-1925-2270	$1,500	$0	$1,500	0%
Training & Education	120-1925-2560	$500	$0	$500	0%
Professional/Specialized Serv	120-1925-2710	$0	$100	$0	N/A
Printing Services	120-1925-2714	$500	$50	$500	0%
Total Operating Supplies & Services:		**$5,700**	**$622**	**$11,600**	**103.5%**
Internal Service Charges					
City Attorney	120-1925-3612	$4,700	$3,920	$1,500	-68.1%
Liability Insurance	120-1925-3616	$2,900	$2,420	$3,000	3.4%

Name	Account ID	FY2022 Amended	FY2022 Actuals	FY2023 CM Recommended	FY2022 Amended vs. FY2023 CM Recommended (% Change)
Total Internal Service Charges:		**$7,600**	**$6,340**	**$4,500**	**-40.8%**
Total Community Development:		**$115,600**	**$56,252**	**$130,200**	**12.6%**

Expenditures by Expense Type

2023 Budgeted Expenditures by Expense Type

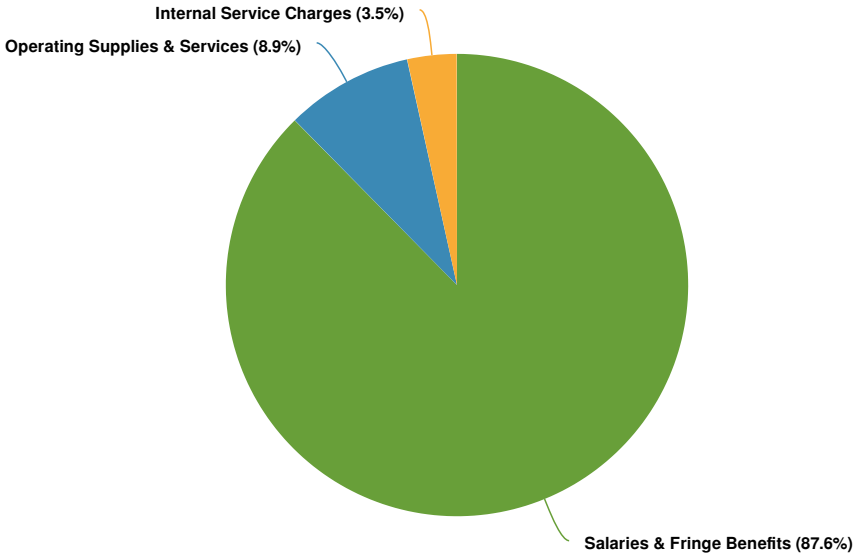

Building

The Building Division enforces federal, state and city adopted codes and ordinances applicable to construction. This responsibility includes state mandates that ensure structures meet or exceed minimum life safety standards. The Building division assures that these standards are achieved by applying consistent procedures and processes to review and approve plans and specifications, issue permits, conduct field inspections, and issue certificates of occupancy.

PROGRAM OBJECTIVES:

- Perform plan reviews for all types of construction in the city limits.
- Perform inspections for all types of construction in the city limits.
- Perform next day inspections for all requested inspections.
- Perform exceptional customer service.

Expenditures Summary

The City started program-based budgeting beginning in FY2022. Department budgets were allocated to programs, which is reflected in the budgeted data for FY2022 and FY2023. Historical data for FY2018 to FY2021 is reflected at the Department level.

$1,749,100 **$76,590**
(4.58% vs. prior year)

Building Proposed and Historical Budget vs. Actual

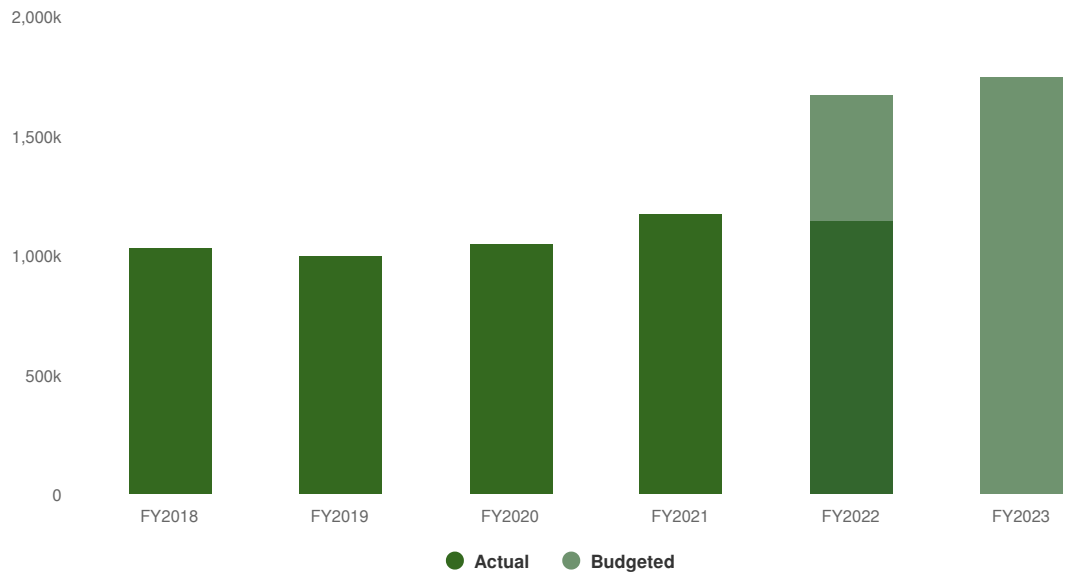

Expenditures by Fund

2023 Expenditures by Fund

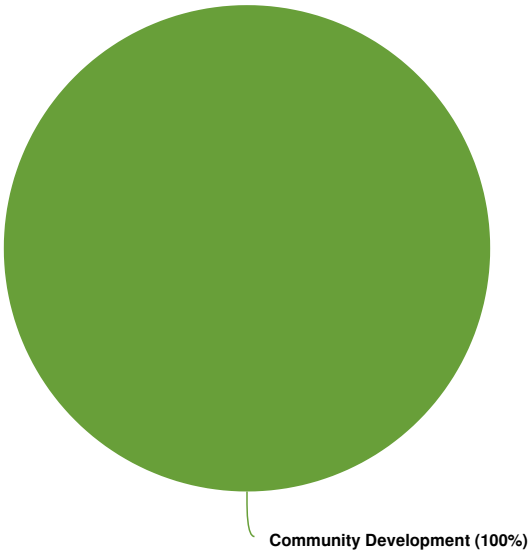

Budgeted and Historical Expenditures by Fund

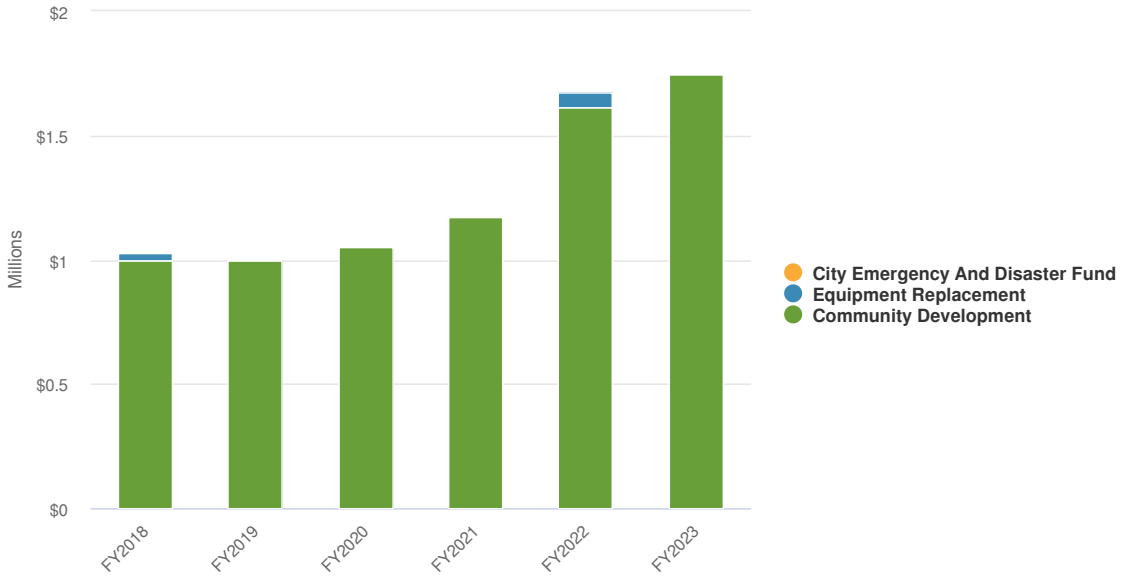

NOTE: The FY2022 Amended Budget and FY2022 Actuals are as of April 30, 2022.

Name	Account ID	FY2022 Amended	FY2022 Actuals	FY2023 CM Recommended	FY2022 Amended vs. FY2023 CM Recommended (% Change)
Community Development					
Salaries & Fringe Benefits					

Name	Account ID	FY2022 Amended	FY2022 Actuals	FY2023 CM Recommended	FY2022 Amended vs. FY2023 CM Recommended (% Change)
Salaries & Wages	120-3300-1100	$443,200	$310,213	$402,600	-9.2%
Salaries Part Time	120-3300-1200	$25,100	$6,383	$25,100	0%
Salaries Overtime	120-3300-1300	$5,000	$2,694	$5,000	0%
Comp Time Paid	120-3300-1310	$0	$2,940	$0	N/A
Other Fringe Benefits	120-3300-1400	$14,900	$14,543	$13,200	-11.4%
Pers Pension	120-3300-1405	$188,000	$141,933	$157,000	-16.5%
Health Plans	120-3300-1410	$88,800	$49,558	$85,700	-3.5%
Workers Comp Contribution	120-3300-1415	$29,600	$24,670	$24,600	-16.9%
Special Pay	120-3300-1420	$25,850	$22,097	$11,400	-55.9%
Pto + Holiday	120-3300-1425	$28,700	$123,751	$18,400	-35.9%
Unemployment Benefits	120-3300-1430	$600	$500	$600	0%
Retiree Medical Premiums	120-3300-1450	$108,400	$90,330	$109,400	0.9%
Total Salaries & Fringe Benefits:		**$958,150**	**$789,613**	**$853,000**	**-11%**
Operating Supplies & Services					
Telephone/Communication	120-3300-2200	$7,000	$3,898	$6,600	-5.7%
Advertising And Publications	120-3300-2220	$7,900	$636	$7,900	0%
Office Supplies And Materials	120-3300-2250	$3,700	$1,940	$3,700	0%
Software Purchases	120-3300-2260	$1,200	$0	$44,100	3,575%
Software Maintenance	120-3300-2265	$24,600	$23,167	$34,500	40.2%
Computer Hardware Purchases	120-3300-2270	$2,000	$0	$2,000	0%
Contracts,Leases,Rents,& Taxes	120-3300-2400	$4,857	$442	$4,600	-5.3%
Training & Education	120-3300-2560	$11,500	$2,808	$11,500	0%
Contract Insp/Plan Check Serv	120-3300-2610	$384,703	$183,574	$576,000	49.7%
Vehicle Fuel	120-3300-2623	$5,300	$4,202	$8,300	56.6%
Uniforms And Safety Equipment	120-3300-2700	$1,500	$175	$1,500	0%

Name	Account ID	FY2022 Amended	FY2022 Actuals	FY2023 CM Recommended	FY2022 Amended vs. FY2023 CM Recommended (% Change)
Professional/Specialized Serv	120-3300-2710	$49,000	$6,512	$49,000	0%
Printing Services	120-3300-2714	$900	$149	$900	0%
Small Tools	120-3300-2850	$700	$0	$700	0%
Total Operating Supplies & Services:		**$504,860**	**$227,505**	**$751,300**	**48.8%**
Internal Service Charges					
Equipment Replacement	120-3300-3600	$0	$0	$4,600	N/A
City Attorney	120-3300-3612	$26,500	$22,080	$18,000	-32.1%
It/Computers-Telephones	120-3300-3613	$61,100	$50,920	$51,100	-16.4%
Liability Insurance	120-3300-3616	$31,400	$26,170	$36,100	15%
Vehicle Maint & Repairs	120-3300-3622	$12,800	$10,670	$17,000	32.8%
Facility Maintenance	120-3300-3680	$17,700	$14,750	$18,000	1.7%
Total Internal Service Charges:		**$149,500**	**$124,590**	**$144,800**	**-3.1%**
Total Community Development:		**$1,612,510**	**$1,141,707**	**$1,749,100**	**8.5%**
Equipment Replacement					
Capital Outlay					
Major Machinery And Equipment	380-3300-5400	$60,000	$0	$0	-100%
Total Capital Outlay:		**$60,000**	**$0**	**$0**	**-100%**
Total Equipment Replacement:		**$60,000**	**$0**	**$0**	**-100%**
Total:		**$1,672,510**	**$1,141,707**	**$1,749,100**	**4.6%**

Expenditures by Expense Type

2023 Budgeted Expenditures by Expense Type

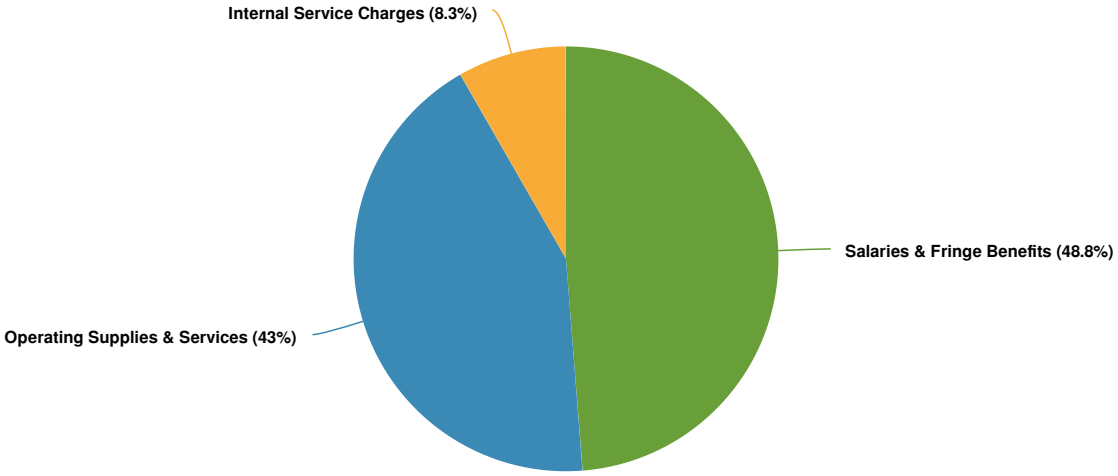

Code Compliance

The Code Compliance Division is dedicated to promote the health, safety and welfare of the citizens by preserving property values and keeping our community clean. Enhancing the quality of life in the City of Hemet through public awareness, education and fair and impartial enforcement of the City and State Codes.

PROGRAM OBJECTIVES:

- Continue to coordinate with Police and City Net to help with education and available resources to minimize homeless in the city.
- Continue with the Neighborhood Enhancement Programs NEP to identify common violations.
    - Commercial Dumpsters
    - Commercial Board-Ups
    - Trash/Debris Vacant Lots
    - Graffiti Removal
    - Homeless Move-A-Long
    - Neighborhood Alley Clean-Up
- Continue to implement and educate the community of the benefits of utilizing the Abandoned Vehicle Abatement program within their community.
- Continue to work closely with the city attorney's office in preparing documents and court appearances to successfully shut down illegal business.
- Continue to participate with Police and other City Departments with inspections in target areas and conduct special enforcement sweeps in neglected neighborhoods and business districts.

Expenditures Summary

The City started program-based budgeting beginning in FY2022. Department budgets were allocated to programs, which is reflected in the budgeted data for FY2022 and FY2023. Historical data for FY2018 to FY2021 is reflected at the Department level.

$979,211 **-$189,651**
(-16.23% vs. prior year)

Code Compliance Proposed and Historical Budget vs. Actual

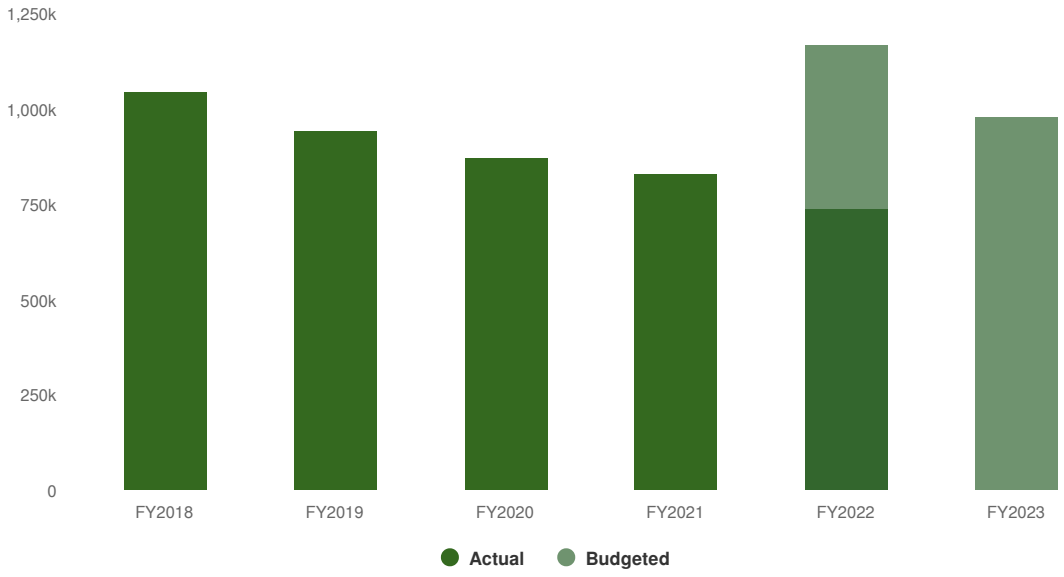

Expenditures by Fund

2023 Expenditures by Fund

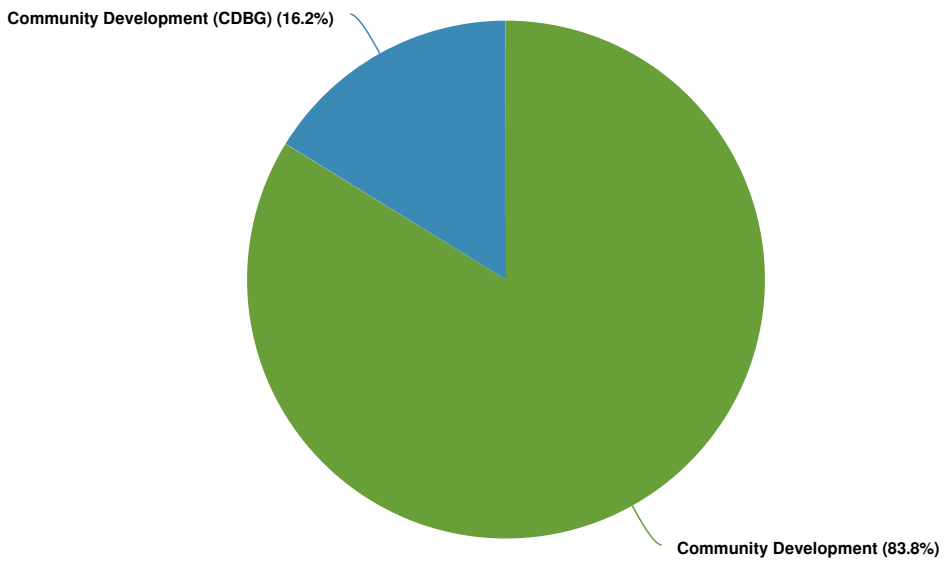

Budgeted and Historical Expenditures by Fund

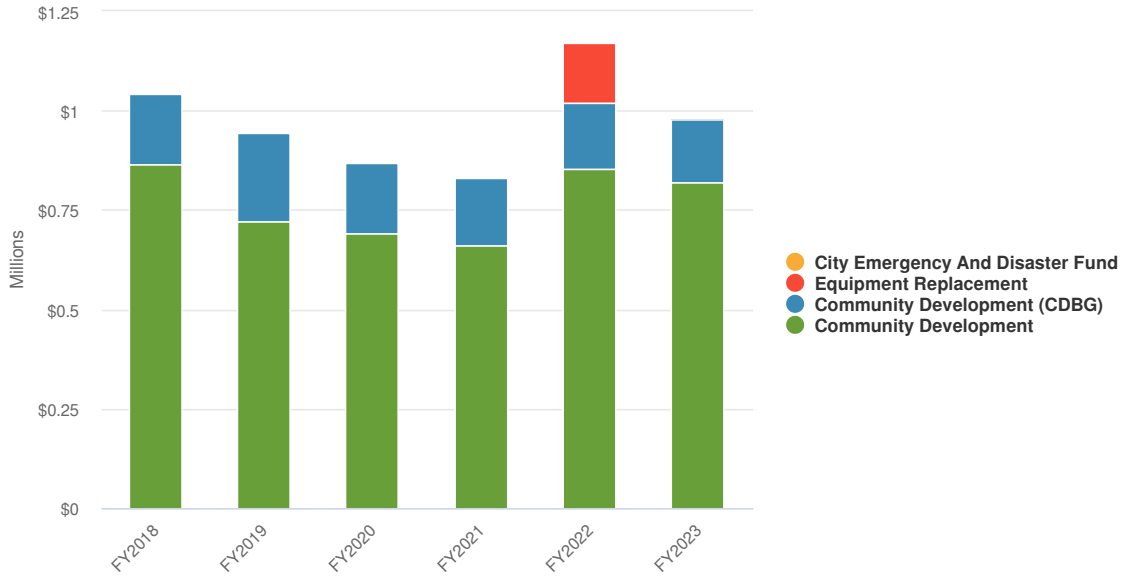

NOTE: The FY2022 Amended Budget and FY2022 Actuals are as of April 30, 2022.

Name	Account ID	FY2022 Amended	FY2022 Actuals	FY2023 CM Recommended	FY2022 Amended vs. FY2023 CM Recommended (% Change)
Community Development					
Salaries & Fringe Benefits					

Name	Account ID	FY2022 Amended	FY2022 Actuals	FY2023 CM Recommended	FY2022 Amended vs. FY2023 CM Recommended (% Change)
Salaries & Wages	120-3350-1100	$259,000	$190,618	$246,300	-4.9%
Salaries Overtime	120-3350-1300	$6,000	$12,644	$10,000	66.7%
Other Fringe Benefits	120-3350-1400	$8,900	$9,353	$7,400	-16.9%
Pers Pension	120-3350-1405	$105,300	$84,439	$89,500	-15%
Health Plans	120-3350-1410	$88,700	$62,457	$85,700	-3.4%
Workers Comp Contribution	120-3350-1415	$22,300	$18,580	$17,200	-22.9%
Special Pay	120-3350-1420	$11,850	$7,277	$8,900	-24.9%
Pto + Holiday	120-3350-1425	$23,500	$3,086	$15,500	-34%
Unemployment Benefits	120-3350-1430	$400	$330	$400	0%
Retiree Medical Premiums	120-3350-1450	$81,800	$68,170	$76,400	-6.6%
Total Salaries & Fringe Benefits:		**$607,750**	**$456,955**	**$557,300**	**-8.3%**
Operating Supplies & Services					
Telephone/Communications	120-3350-2200	$3,400	$3,281	$3,400	0%
Office Supplies And Materials	120-3350-2250	$4,700	$4,969	$4,700	0%
Software Purchases	120-3350-2260	$0	$0	$28,600	N/A
Software Maintenance	120-3350-2265	$6,600	$4,204	$13,200	100%
Contracts,Leases,Rents,& Taxes	120-3350-2400	$2,800	$1,146	$2,800	0%
Training & Education	120-3350-2560	$4,300	$2,232	$4,300	0%
Vehicle Fuel	120-3350-2623	$12,700	$10,470	$18,800	48%
Uniforms And Safety Equipment	120-3350-2700	$3,000	$630	$3,000	0%
Professional/Specialized Serv	120-3350-2710	$76,000	$13,058	$76,000	0%
Printing Services	120-3350-2714	$1,900	$2,215	$1,900	0%
Small Tools	120-3350-2850	$1,000	$685	$1,000	0%
Total Operating Supplies & Services:		**$116,400**	**$42,892**	**$157,700**	**35.5%**
Internal Service Charges					

Name	Account ID	FY2022 Amended	FY2022 Actuals	FY2023 CM Recommended	FY2022 Amended vs. FY2023 CM Recommended (% Change)
City Attorney	120-3350-3612	$23,100	$19,250	$12,000	-48.1%
It/Computers-Telephones	120-3350-3613	$48,000	$40,000	$36,500	-24%
Liability Insurance	120-3350-3616	$24,000	$20,000	$21,300	-11.2%
Vehicle Maint & Repairs	120-3350-3622	$24,500	$20,420	$26,600	8.6%
Facility Maintenance	120-3350-3680	$7,900	$6,580	$9,100	15.2%
Total Internal Service Charges:		**$127,500**	**$106,250**	**$105,500**	**-17.3%**
Total Community Development:		**$851,650**	**$606,097**	**$820,500**	**-3.7%**
Community Development (CDBG)					
Salaries & Fringe Benefits					
Salaries & Wages	240-3350-1100	$0	$0	$109,700	N/A
Other Fringe Benefits	240-3350-1400	$0	$0	$2,700	N/A
Pers Pension	240-3350-1405	$0	$0	$41,611	N/A
Workers Comp Contribution	240-3350-1415	$0	$0	$4,700	N/A
Salaries & Wages	240-3468-1100	$113,400	$88,026	$0	-100%
Salaries Overtime	240-3468-1300	$0	$45	$0	N/A
Other Fringe Benefits	240-3468-1400	$2,812	$2,846	$0	-100%
Pers Pension	240-3468-1405	$45,200	$38,431	$0	-100%
Workers Comp Contribution	240-3468-1415	$5,800	$4,830	$0	-100%
Total Salaries & Fringe Benefits:		**$167,212**	**$134,178**	**$158,711**	**-5.1%**
Total Community Development (CDBG):		**$167,212**	**$134,178**	**$158,711**	**-5.1%**
Equipment Replacement					
Capital Outlay					
Major Machinery And Equipment	380-3350-5400	$150,000	$0	$0	-100%
Total Capital Outlay:		**$150,000**	**$0**	**$0**	**-100%**
Total Equipment Replacement:		**$150,000**	**$0**	**$0**	**-100%**
Total:		**$1,168,862**	**$740,275**	**$979,211**	**-16.2%**

Expenditures by Expense Type

2023 Budgeted Expenditures by Expense Type

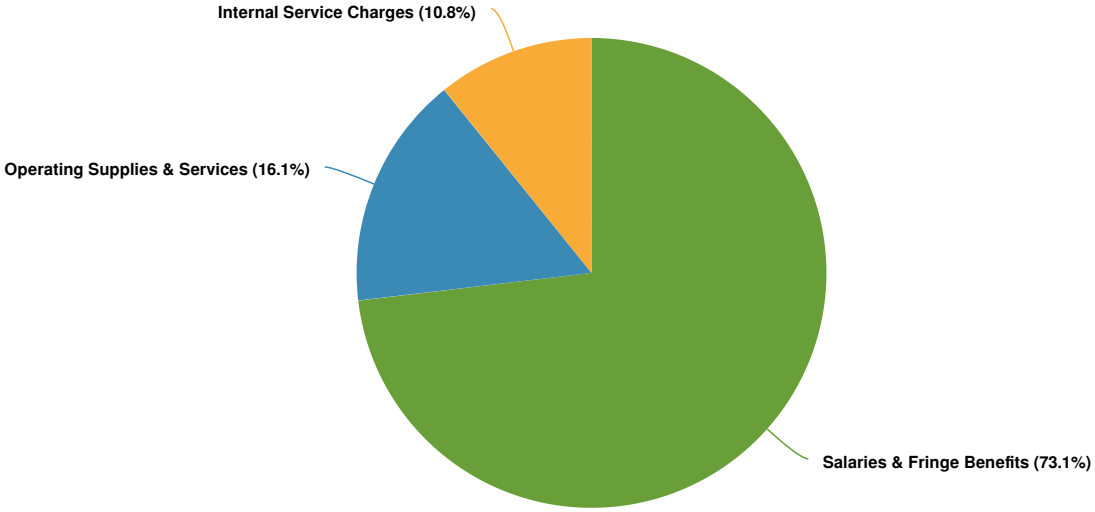

Information Technology

Scott Underwood
IT Operations & Network Systems Supervisor

The Information Technology Division (I.T.) is responsible for the citywide installation, operation and maintenance of computers, telephones, networking systems, and software.

PROGRAMS:

1. Administration
2. Applications
3. Government TV
4. Systems

Expenditures Summary

$1,718,100 **$42,100**
(2.51% vs. prior year)

Information Technology Proposed and Historical Budget vs. Actual

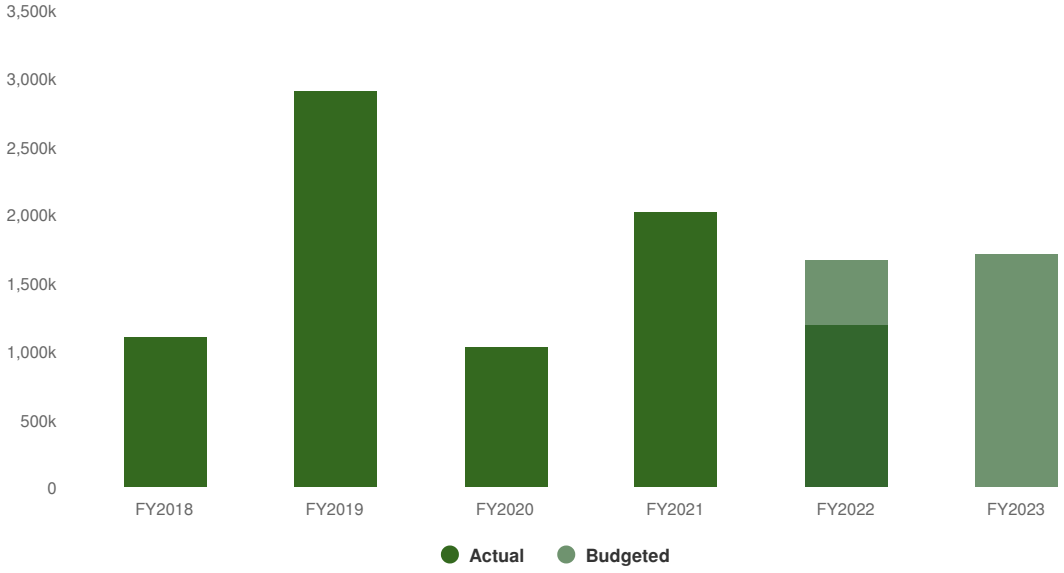

Expenditures for FY2020 were significantly lower due to a GASB75 correction of $1.1M to Net OPEB (Other Post-Employment Benefits) Liability.

Expenditures by Fund

2023 Expenditures by Fund

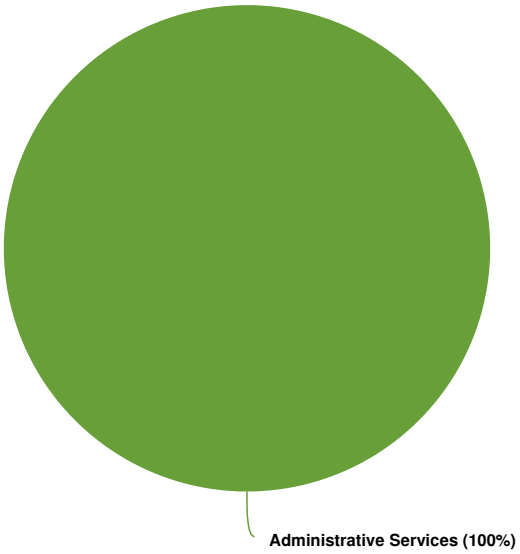

Budgeted and Historical Expenditures by Fund

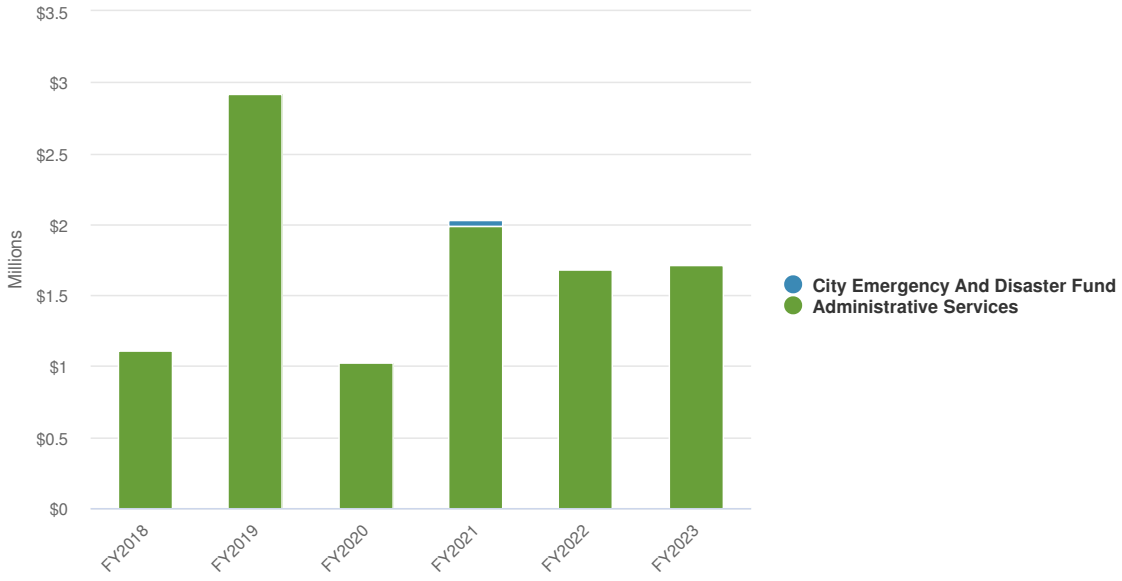

Expenditures for FY2020 were significantly lower due to a GASB75 correction of $1.1M to Net OPEB (Other Post-Employment Benefits) Liability.

NOTE: The FY2022 Amended Budget and FY2022 Actuals are as of April 30, 2022.

Name	FY2022 Amended	FY2022 Actuals	FY2023 CM Recommended	FY2022 Amended vs. FY2023 CM Recommended (% Change)
Administrative Services				
Salaries & Fringe Benefits	$531,100	$433,748	$618,900	16.5%
Operating Supplies & Services	$806,300	$603,166	$724,100	-10.2%
Internal Service Charges	$193,600	$161,330	$165,100	-14.7%
Capital Outlay	$0	$0	$60,000	N/A
Transfers Out	$145,000	-$3,790	$150,000	3.4%
Total Administrative Services:	**$1,676,000**	**$1,194,454**	**$1,718,100**	**2.5%**

Expenditures by Program

2023 Budgeted Expenditures by Program

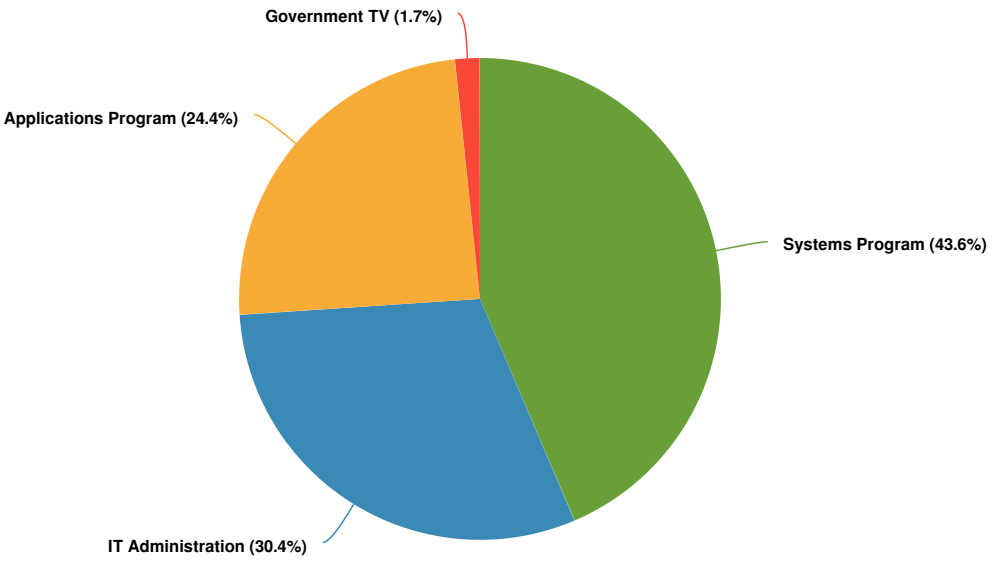

Expenditures by Expense Type

2023 Budgeted Expenditures by Expense Type

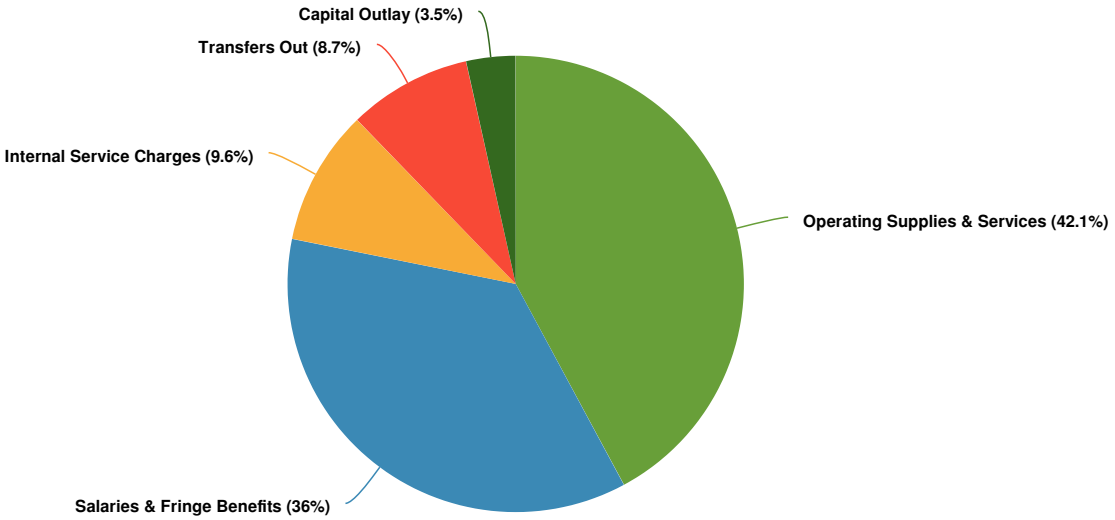

Budgeted and Historical Expenditures by Expense Type

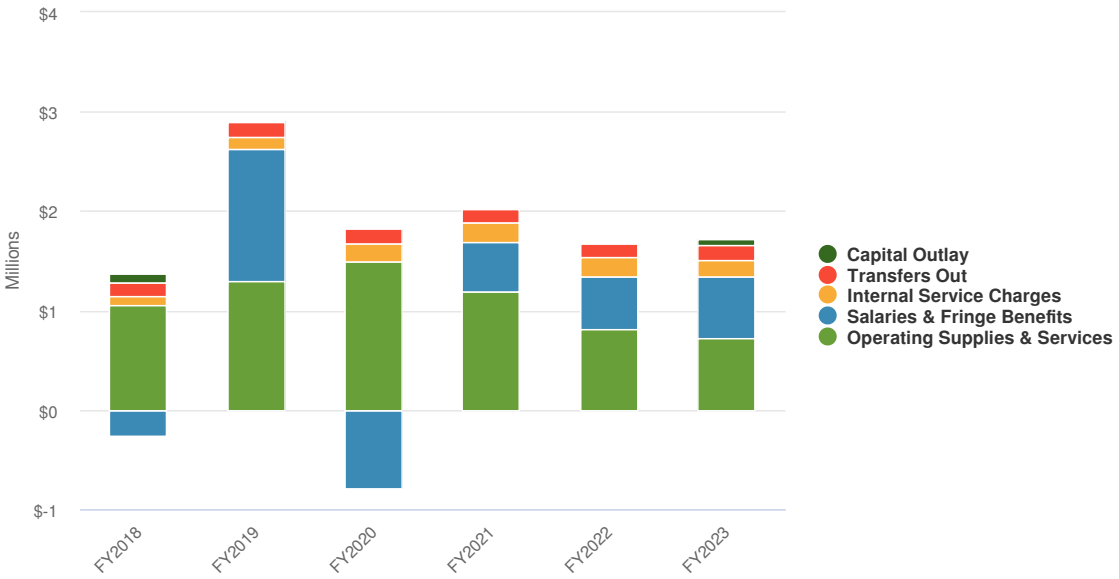

Salaries & Fringe Benefits for FY2020 show a negative amount due to a GASB75 correction of $1.1M to Net OPEB (Other Post-Employment Benefits) Liability.

Organizational Chart

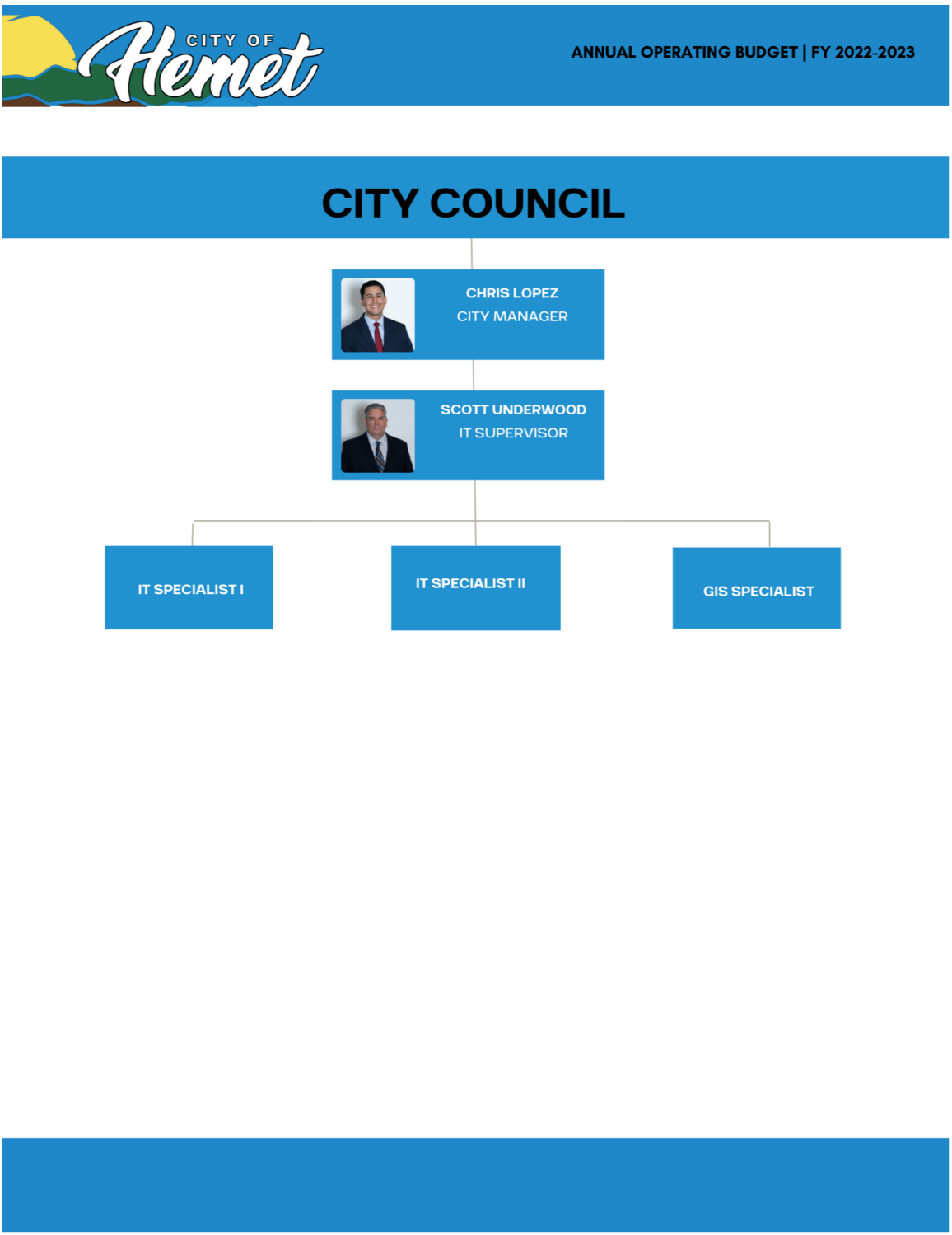

IT Administration

The Administration Program is the central coordination point for the Division. This program provides administrative support to the division; is responsible for managing the business operations of I.T.; and provides a vision for the organization and developing plans for the future of technology in the City. The administrative staff responsibilities include the coordination of administrative activities between programs; creation, implementation and enforcement of I.T. policies, procedures and standards; budget development and financial management; review of all technology purchases citywide; product licensing, software and maintenance contract management; personnel administration; statistical analysis and reporting; preparation of staff reports to the City Council; as well as interdepartmental project management and executive level departmental communications.

PROGRAM OBJECTIVES:

- Provide technology employee adequate training to enhance job proficiency and increase operational security.
- Review all City technology expenditures to ensure compatibility and consistency.
- Work closely with our legal team and procurement on all enterprise software contracts.
- Involvement in all technology projects to increase interdepartmental efficiencies.

Expenditures Summary

The City started program-based budgeting beginning in FY2022. Department budgets were allocated to programs, which is reflected in the budgeted data for FY2022 and FY2023. Historical data for FY2018 to FY2021 is reflected at the Department level.

$521,800 **-$103,100**
(-16.50% vs. prior year)

IT Administration Proposed and Historical Budget vs. Actual

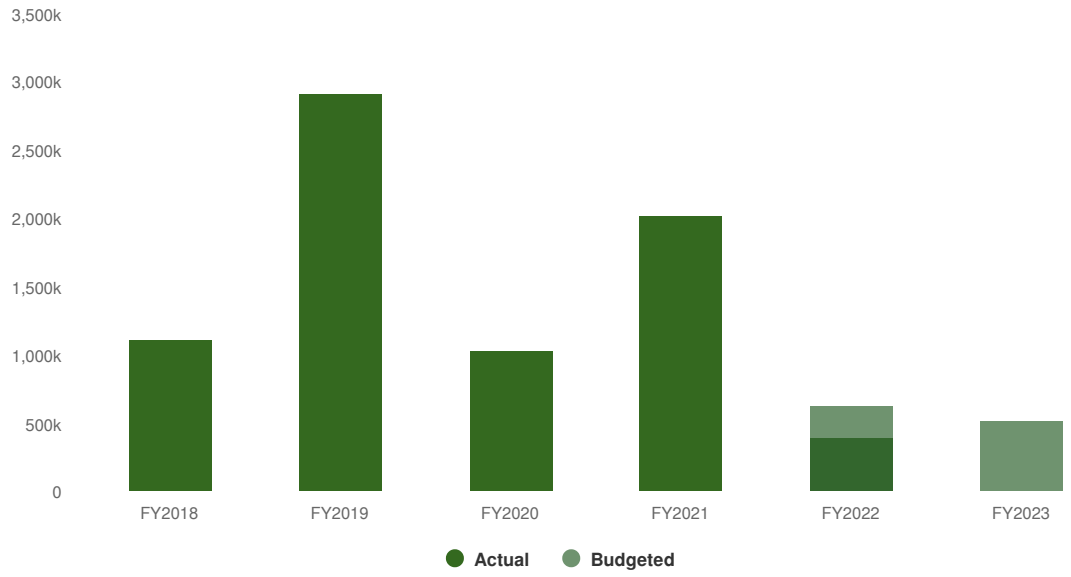

Expenditures by Fund

2023 Expenditures by Fund

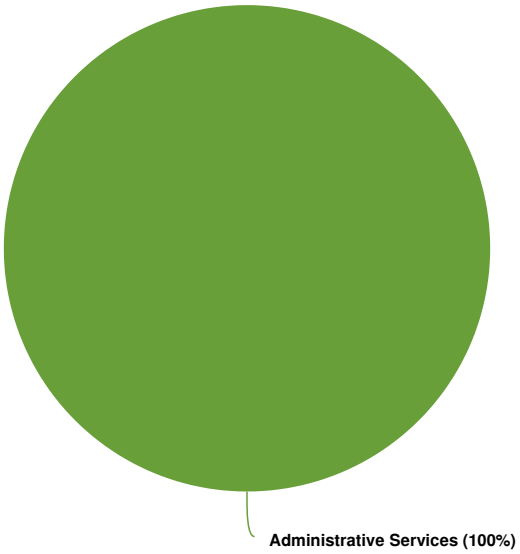

Budgeted and Historical Expenditures by Fund

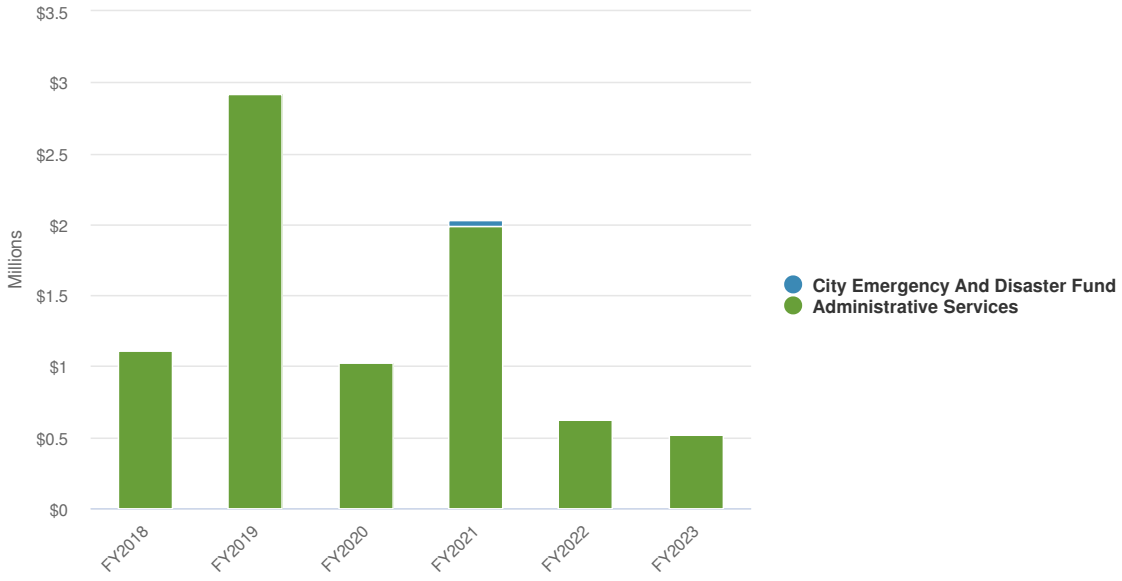

NOTE: The FY2022 Amended Budget and FY2022 Actuals are as of April 30, 2022.

Name	Account ID	FY2022 Amended	FY2022 Actuals	FY2023 CM Recommended	FY2022 Amended vs. FY2023 CM Recommended (% Change)
Administrative Services					
Salaries & Fringe Benefits					

Name	Account ID	FY2022 Amended	FY2022 Actuals	FY2023 CM Recommended	FY2022 Amended vs. FY2023 CM Recommended (% Change)
Salaries & Wages	680-1930-1100	$108,400	$86,896	$101,100	-6.7%
Other Fringe Benefits	680-1930-1400	$4,800	$4,022	$4,300	-10.4%
Pers Pension	680-1930-1405	$43,500	$38,098	$37,000	-14.9%
Health Plans	680-1930-1410	$15,600	$11,650	$15,600	0%
Workers Comp Contribution	680-1930-1415	$19,800	$16,500	$6,300	-68.2%
Special Pay	680-1930-1420	$5,700	$5,475	$2,000	-64.9%
Pto + Holiday	680-1930-1425	$10,800	$7,871	$7,400	-31.5%
Unemployment Benefits	680-1930-1430	$400	$330	$400	0%
Retiree Medical Premiums	680-1930-1450	$72,800	$60,670	$27,900	-61.7%
Total Salaries & Fringe Benefits:		**$281,800**	**$231,513**	**$202,000**	**-28.3%**
Operating Supplies & Services					
Telephone/Communication	680-1930-2200	$1,800	$1,621	$1,800	0%
Office Supplies And Materials	680-1930-2250	$1,100	$154	$1,100	0%
Maint & Operations/Parts & Sup	680-1930-2450	$0	$8,967	$0	N/A
Training & Education	680-1930-2560	$1,000	$975	$1,000	0%
Vehicle Fuel	680-1930-2623	$600	$493	$800	33.3%
Total Operating Supplies & Services:		**$4,500**	**$12,210**	**$4,700**	**4.4%**
Internal Service Charges					
Equipment Replacement	680-1930-3600	$69,200	$57,670	$69,200	0%
City Attorney	680-1930-3612	$50,800	$42,330	$27,400	-46.1%
Liability Insurance	680-1930-3616	$57,900	$48,250	$52,300	-9.7%
Vehicle Maint & Repairs	680-1930-3622	$5,700	$4,750	$4,700	-17.5%
Facility Maintenance	680-1930-3680	$10,000	$8,330	$11,500	15%
Total Internal Service Charges:		**$193,600**	**$161,330**	**$165,100**	**-14.7%**
Transfers Out					

Name	Account ID	FY2022 Amended	FY2022 Actuals	FY2023 CM Recommended	FY2022 Amended vs. FY2023 CM Recommended (% Change)
Depreciation Expense	680-1930-9990	$145,000	-$3,790	$150,000	3.4%
Total Transfers Out:		**$145,000**	**-$3,790**	**$150,000**	**3.4%**
Total Administrative Services:		**$624,900**	**$401,263**	**$521,800**	**-16.5%**

Expenditures by Expense Type

2023 Budgeted Expenditures by Expense Type

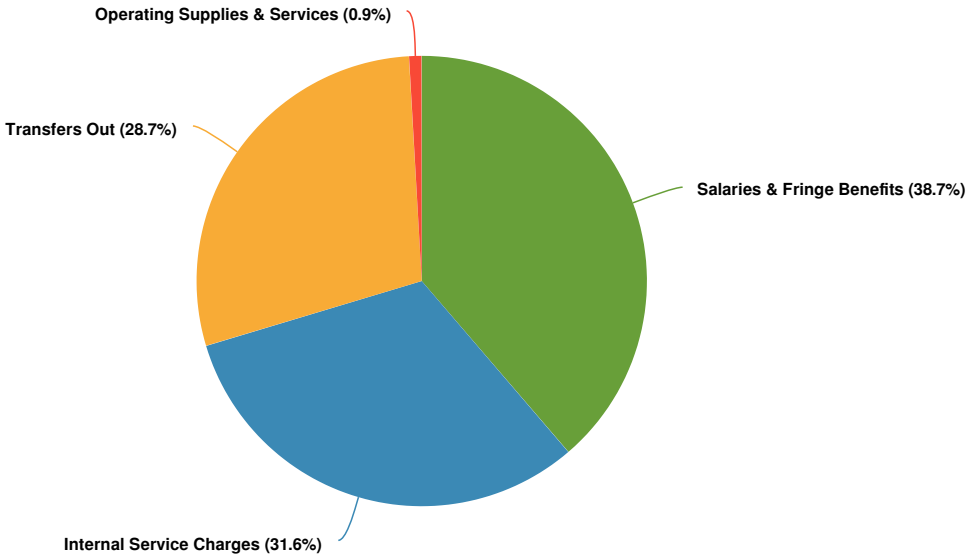

Applications

The applications program is responsible for the management, maintenance, deployment, analysis and education of software systems, both cloud-based and on-premise. Through cybersecurity staff awareness training and system audits the applications program provides security of these software systems. As an enterprise software application, G.I.S. services are also covered under the applications program. G.I.S. provides a tool set for spatially managing government information, analyzing data, and improving departmental efficiencies. GIS is utilized extensively throughout the City as the underlying technology for widely varying applications such as 911 dispatch, crime analysis, brush management, asset and infrastructure management, CIP projects, planning and community development, and public works work order processing.

PROGRAM OBJECTIVES:

- Provide new staff basic training on all software applications used throughout the City.
- Work with all software vendors to ensure system updates are tested and deployed consistently.
- Manage all cloud-based software systems citywide to ensure operational consistency is maintained.
- Utilize analytical software to gather ongoing statistics from all applications to provide transparency into citywide operations.
- Look for opportunities to integrate software applications to eliminate manual processes and increase operational efficiencies.
- Elevate staff cybersecurity awareness training to reduce citywide liability and meet audit requirements.

Expenditures Summary

The City started program-based budgeting beginning in FY2022. Department budgets were allocated to programs, which is reflected in the budgeted data for FY2022 and FY2023. Historical data for FY2018 to FY2021 is reflected at the Department level.

$418,900 **$82,306**
(24.45% vs. prior year)

Applications Proposed and Historical Budget vs. Actual

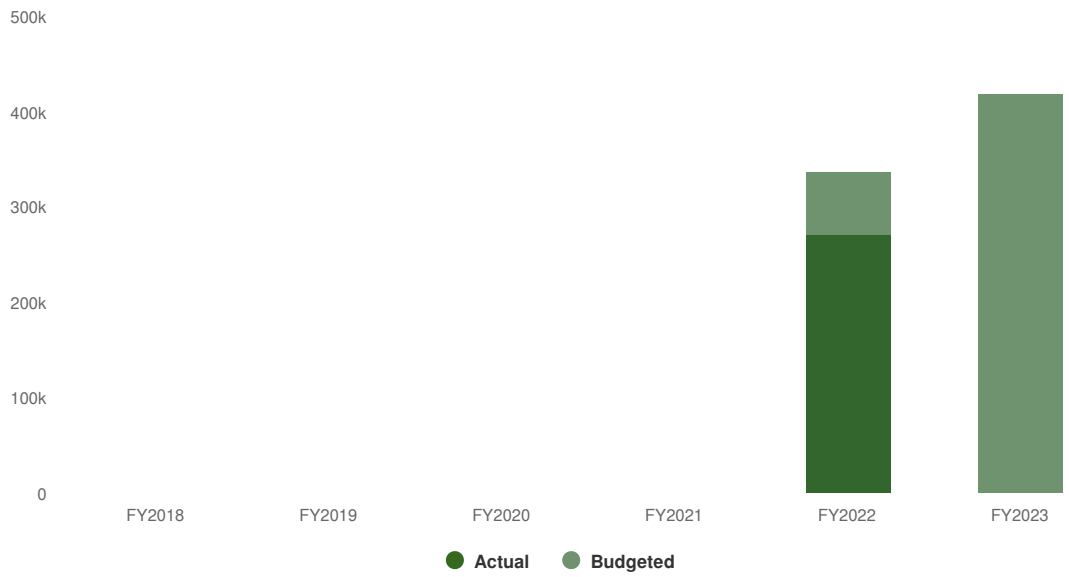

Expenditures by Fund

2023 Expenditures by Fund

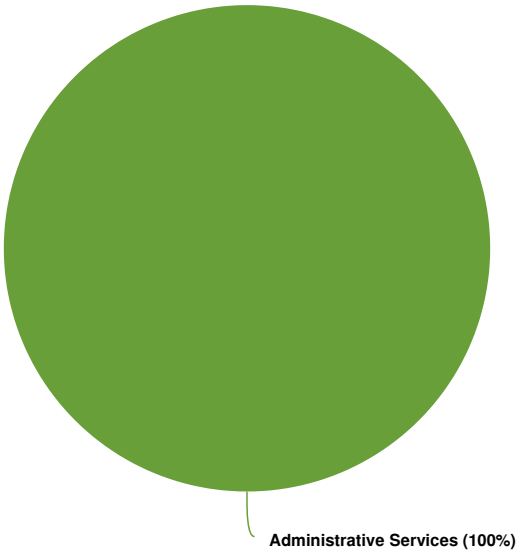

Budgeted and Historical Expenditures by Fund

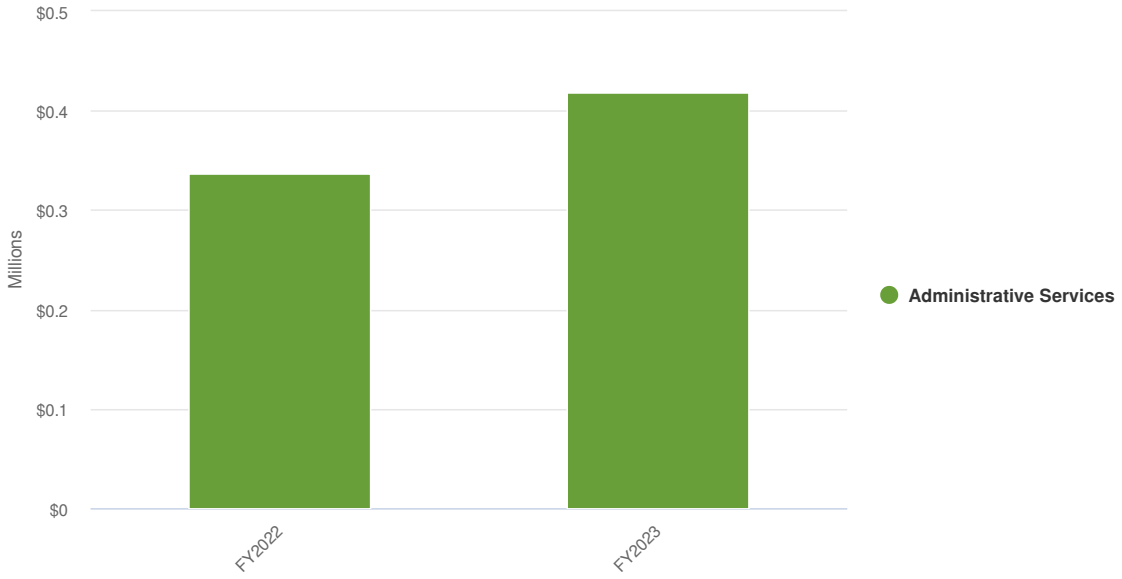

NOTE: The FY2022 Amended Budget and FY2022 Actuals are as of April 30, 2022.

Name	Account ID	FY2022 Amended	FY2022 Actuals	FY2023 CM Recommended	FY2022 Amended vs. FY2023 CM Recommended (% Change)
Administrative Services					
Salaries & Fringe Benefits					

Name	Account ID	FY2022 Amended	FY2022 Actuals	FY2023 CM Recommended	FY2022 Amended vs. FY2023 CM Recommended (% Change)
Salaries & Wages	680-1933-1100	$0	$0	$62,300	N/A
Other Fringe Benefits	680-1933-1400	$0	$0	$1,500	N/A
Pers Pension	680-1933-1405	$0	$0	$23,500	N/A
Health Plans	680-1933-1410	$0	$0	$14,300	N/A
Special Pay	680-1933-1420	$0	$0	$1,800	N/A
Pto + Holiday	680-1933-1425	$0	$0	$2,500	N/A
Total Salaries & Fringe Benefits:		**$0**	**$0**	**$105,900**	**N/A**
Operating Supplies & Services					
Office Supplies And Materials	680-1933-2250	$3,000	$0	$1,900	-36.7%
Software Maintenance	680-1933-2265	$268,100	$240,477	$278,600	3.9%
Contracts & Leases	680-1933-2400	$7,700	$5,225	$7,700	0%
Training & Education	680-1933-2560	$8,410	$8,410	$8,800	4.6%
Professional/Specialized Serv	680-1933-2710	$49,384	$16,685	$16,000	-67.6%
Total Operating Supplies & Services:		**$336,594**	**$270,797**	**$313,000**	**-7%**
Total Administrative Services:		**$336,594**	**$270,797**	**$418,900**	**24.5%**

Expenditures by Expense Type

2023 Budgeted Expenditures by Expense Type

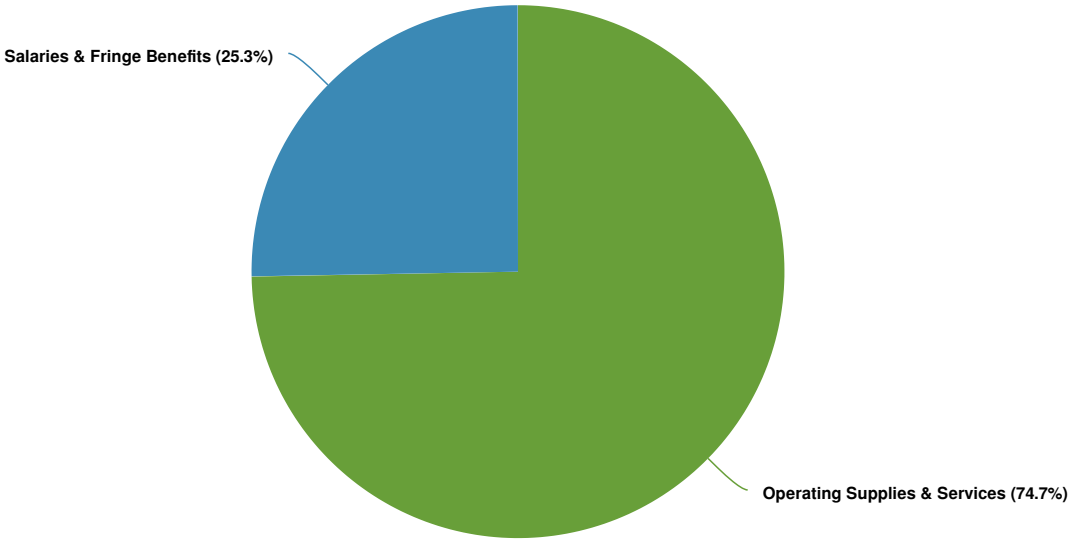

Government TV

The Government Television (GTV program is over 96% funded through public, educational and government (P.E.G. fees paid by Frontier and Spectrum/Charter customers. Limited to capital expenses, these funds are for providing public transparency in government operations through the operation of a cable-casted television channel.

PROGRAM OBJECTIVES:

- Increase government transparency through cablecasting of agendized public meetings.
- Improve dissemination of information to the community.

Expenditures Summary

The City started program-based budgeting beginning in FY2022. Department budgets were allocated to programs, which is reflected in the budgeted data for FY2022 and FY2023. Historical data for FY2018 to FY2021 is reported at the Department level.

$28,500 **$5,250**
(22.58% vs. prior year)

Government TV Proposed and Historical Budget vs. Actual

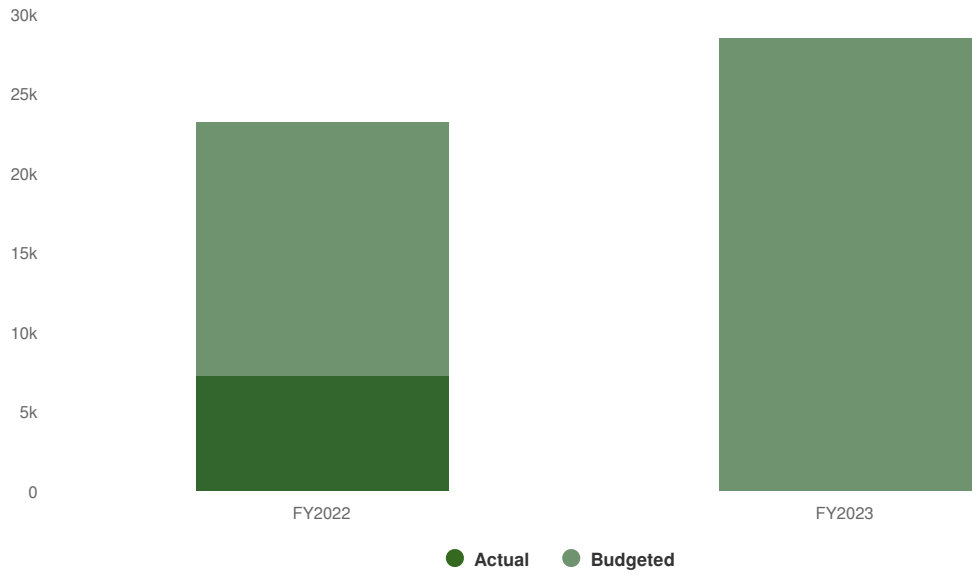

Expenditures by Fund

2023 Expenditures by Fund

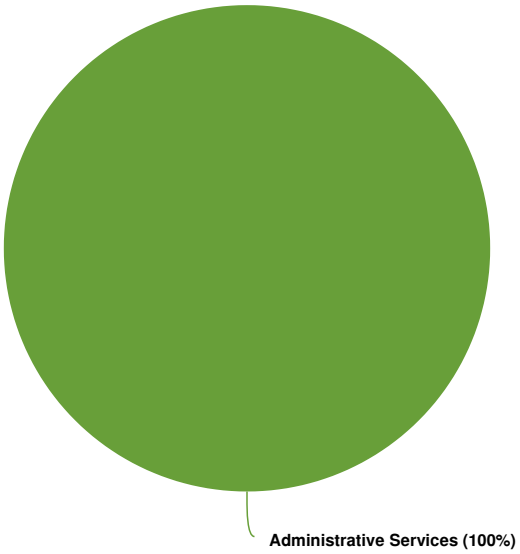

Budgeted and Historical Expenditures by Fund

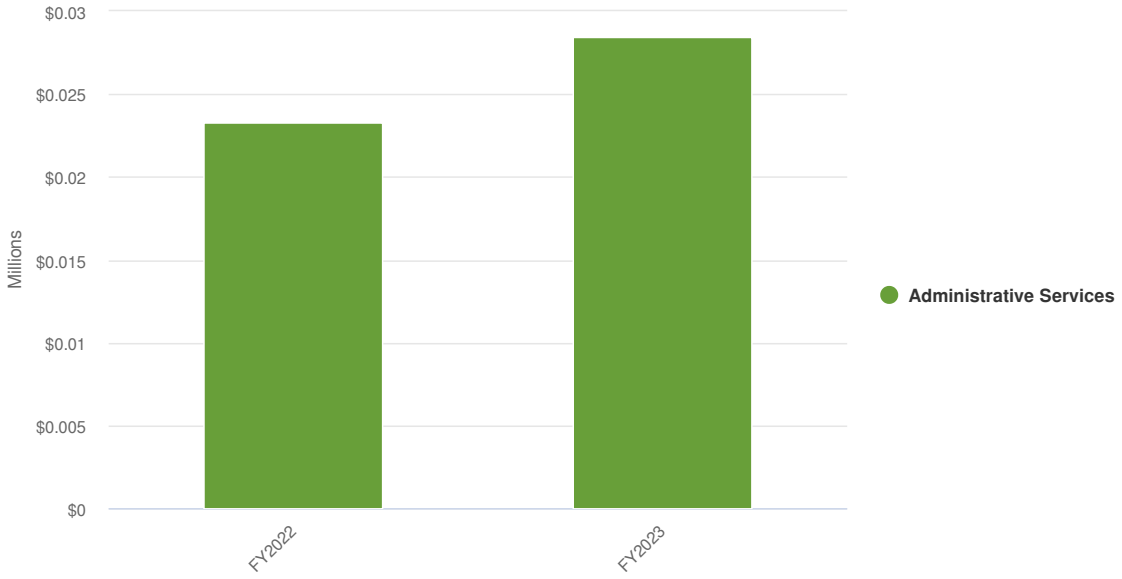

NOTE: The FY2022 Amended Budget and FY2022 Actuals are as of April 30, 2022.

Name	Account ID	FY2022 Amended	FY2022 Actuals	FY2023 CM Recommended	FY2022 Amended vs. FY2023 CM Recommended (% Change)
Administrative Services					
Salaries & Fringe Benefits					

Name	Account ID	FY2022 Amended	FY2022 Actuals	FY2023 CM Recommended	FY2022 Amended vs. FY2023 CM Recommended (% Change)
Salaries Overtime	680-1934-1300	$4,250	$2,953	$9,500	123.5%
Other Fringe Benefits	680-1934-1400	$0	$96	$0	N/A
Total Salaries & Fringe Benefits:		**$4,250**	**$3,049**	**$9,500**	**123.5%**
Operating Supplies & Services					
Telephone/Communications	680-1934-2200	$9,000	$2,229	$9,000	0%
Software Maintenance	680-1934-2265	$10,000	$1,992	$6,800	-32%
Contracts & Leases	680-1934-2400	$0	$0	$3,200	N/A
Total Operating Supplies & Services:		**$19,000**	**$4,221**	**$19,000**	**0%**
Total Administrative Services:		**$23,250**	**$7,270**	**$28,500**	**22.6%**

Expenditures by Expense Type

2023 Budgeted Expenditures by Expense Type

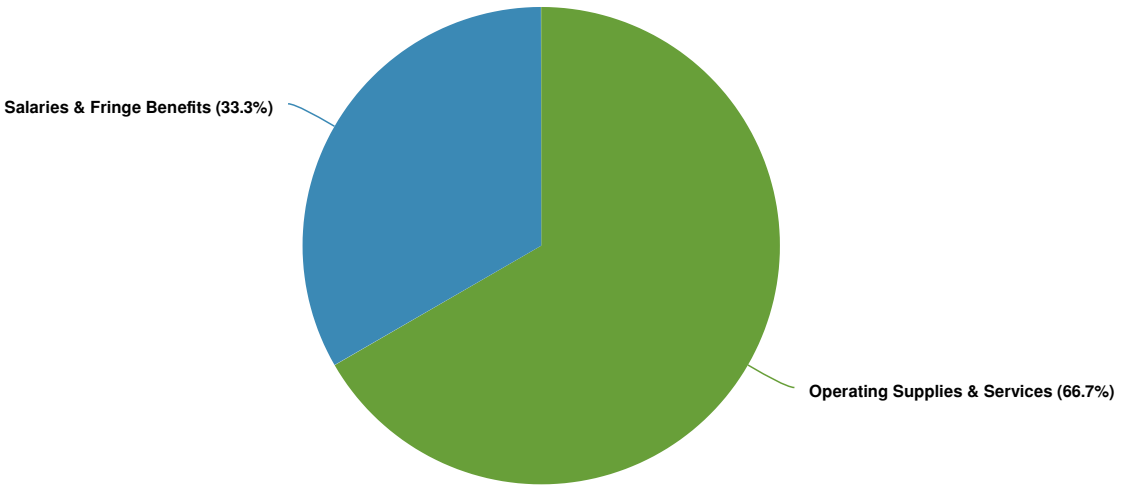

Systems

The systems program of Information Technology is responsible for administration, management and security of the City's physical critical technology infrastructure. Included in this realm are all networks, their physical connectivity and the physical endpoints connected to them. Additionally, network user management, systems inventory, back-up and recovery, capacity planning, and all levels of help desk support fall within this program. Physical devices that fall within the systems program include firewalls, network switches, Wi-Fi, microwave, severs, laptops, desktop computers and telephones.

PROGRAM OBJECTIVES:

- Provide fast and efficient support and deployment of desktop, laptop, and tablet hardware citywide.
- Conduct server backups and evaluations in conformance with City disaster recovery plan quarterly.
- Operate, maintain, and log City security firewalls daily.

Expenditures Summary

The City started program-based budgeting beginning in FY2022. Department budgets were allocated to programs, which is reflected in the budgeted data for FY2022 and FY2023. Historical data for FY2018 to FY2021 is reported at the Department level.

$748,900 **$57,644**
(8.34% vs. prior year)

Systems Proposed and Historical Budget vs. Actual

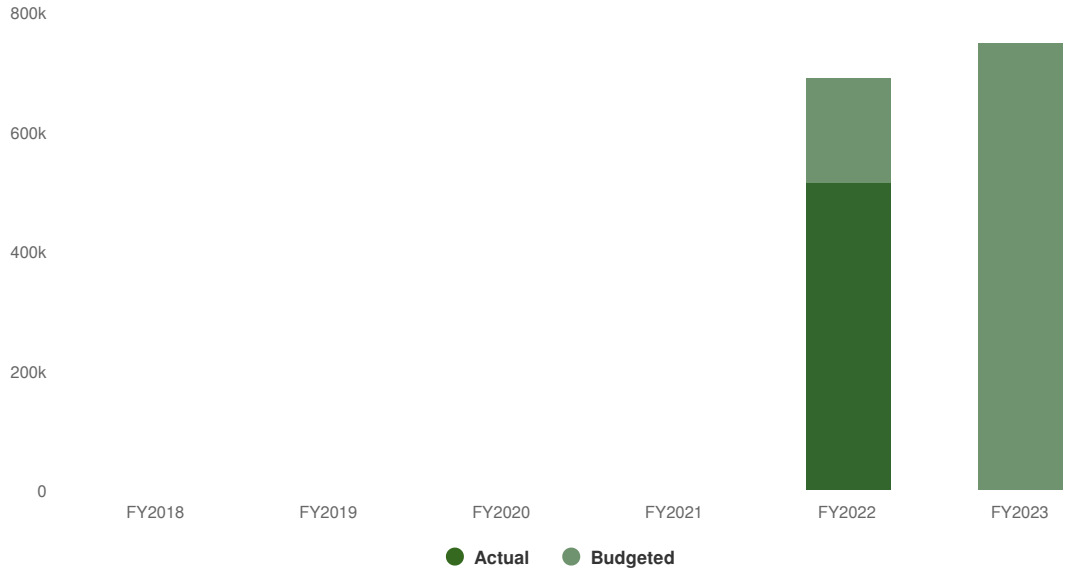

Expenditures by Fund

2023 Expenditures by Fund

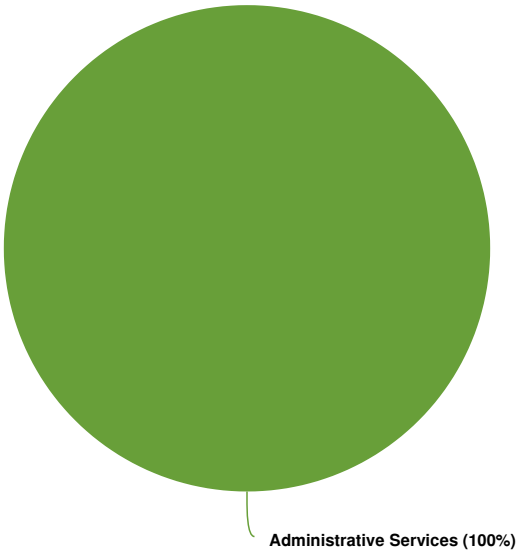

Budgeted and Historical Expenditures by Fund

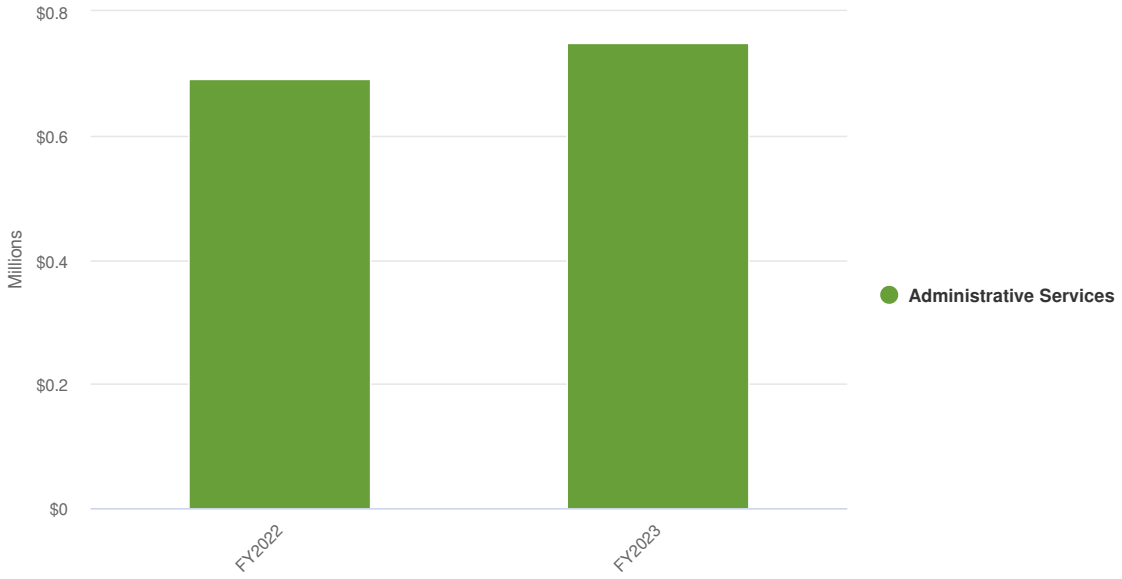

NOTE: The FY2022 Amended Budget and FY2022 Actuals are as of April 30, 2022.

Name	Account ID	FY2022 Amended	FY2022 Actuals	FY2023 CM Recommended	FY2022 Amended vs. FY2023 CM Recommended (% Change)
Administrative Services					

Name	Account ID	FY2022 Amended	FY2022 Actuals	FY2023 CM Recommended	FY2022 Amended vs. FY2023 CM Recommended (% Change)
Salaries & Fringe Benefits					
Salaries & Wages	680-1935-1100	$135,000	$102,443	$148,900	10.3%
Salaries Overtime	680-1935-1300	$4,250	$10,741	$6,100	43.5%
Other Fringe Benefits	680-1935-1400	$6,100	$6,405	$6,400	4.9%
Pers Pension	680-1935-1405	$53,000	$44,259	$53,000	0%
Health Plans	680-1935-1410	$28,600	$24,369	$28,600	0%
Workers Comp Contribution	680-1935-1415	$0	$0	$8,500	N/A
Special Pay	680-1935-1420	$7,400	$10,969	$3,600	-51.4%
Pto + Holiday	680-1935-1425	$10,700	$0	$8,700	-18.7%
Retiree Medical Premiums	680-1935-1450	$0	$0	$37,700	N/A
Total Salaries & Fringe Benefits:		**$245,050**	**$199,187**	**$301,500**	**23%**
Operating Supplies & Services					
Telephone/Communications	680-1935-2200	$156,800	$129,079	$156,800	0%
Software Purchases	680-1935-2260	$6,400	$3,599	$0	-100%
Software Maintenance	680-1935-2265	$115,889	$58,595	$83,200	-28.2%
Contracts & Leases	680-1935-2400	$18,700	$15,100	$18,700	0%
Maint & Operations/Parts & Sup	680-1935-2450	$7,500	$7,723	$7,500	0%
Training & Education	680-1935-2560	$2,990	$0	$3,900	30.4%
Professional/Specialized Serv	680-1935-2710	$115,355	$87,306	$87,800	-23.9%

Name	Account ID	FY2022 Amended	FY2022 Actuals	FY2023 CM Recommended	FY2022 Amended vs. FY2023 CM Recommended (% Change)
Miscellaneous	680-1935-2800	$21,572	$14,535	$28,500	32.1%
Small Tools	680-1935-2850	$1,000	$0	$1,000	0%
Total Operating Supplies & Services:		**$446,206**	**$315,937**	**$387,400**	**-13.2%**
Capital Outlay					
Ɔ⌂Administrative Services, Systems Program, Major Machinery And Equipment	680-1935-5400	$0	$0	$60,000	N/A
Total Capital Outlay:		**$0**	**$0**	**$60,000**	**N/A**
Total Administrative Services:		**$691,256**	**$515,123**	**$748,900**	**8.3%**

Expenditures by Expense Type

2023 Budgeted Expenditures by Expense Type

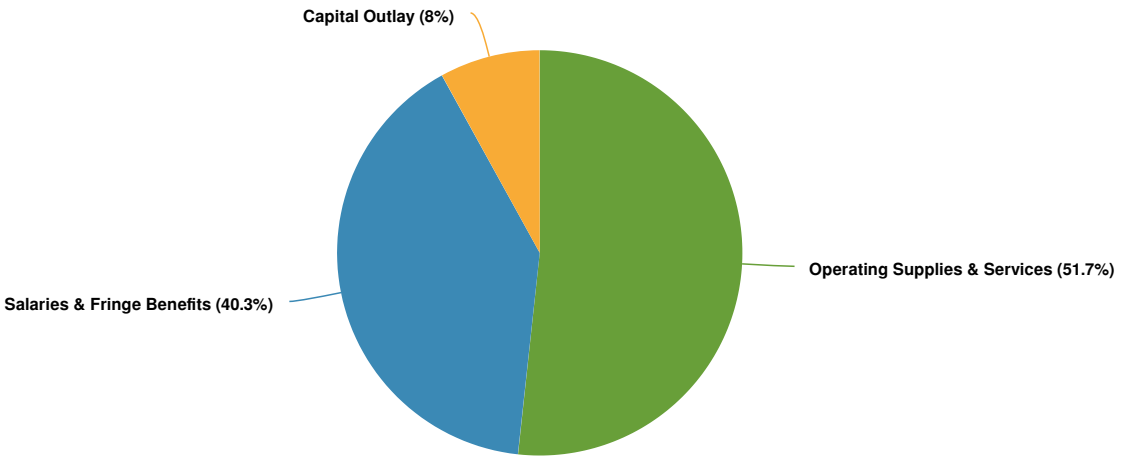

Public Works

Noah Rau
Public Works Director / City Engineer

The mission of the Public Works Department is to provide and enhance the quality of life for City residents, businesses and other City Departments by operating and maintaining the City's facilities, parks, streets, wastewater and storm drain systems, and public water utility in the most effective, efficient, and responsible manner. The Department also coordinates capital improvement projects and development within the city.

PROGRAMS:

1. Administration
2. Assessment Districts
3. Capital Improvement Engineering
4. Development Engineering
5. Facilities Maintenance
6. Fleet Maintenance
7. Inspections
8. Parks
9. Permits
10. Sewer
11. Storm Drain
12. Streets
13. Water

Expenditures Summary

$26,837,000 **-$2,409,730**
(-8.24% vs. prior year)

Public Works Proposed and Historical Budget vs. Actual

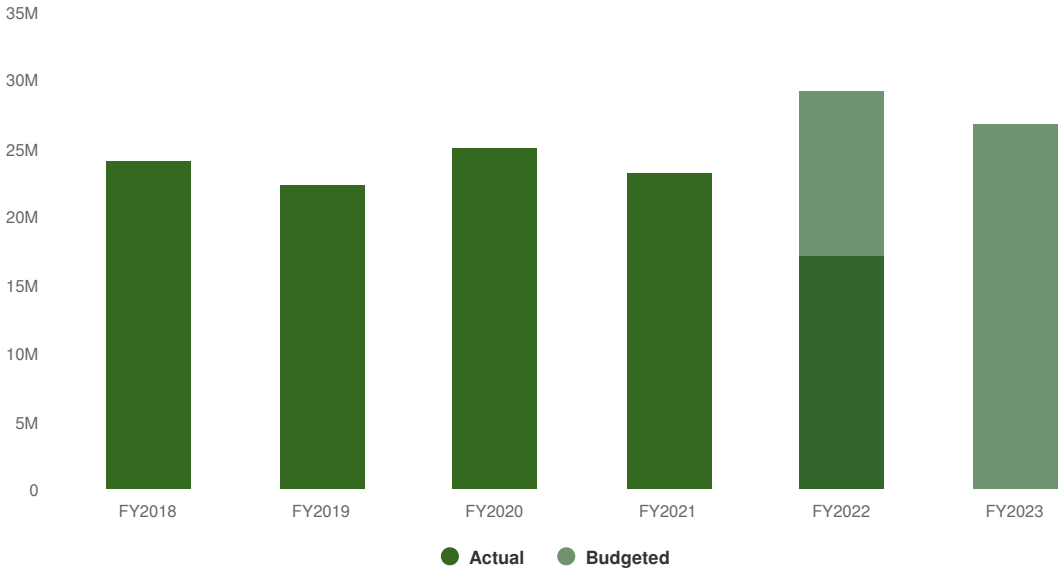

Expenditures by Fund

2023 Expenditures by Fund

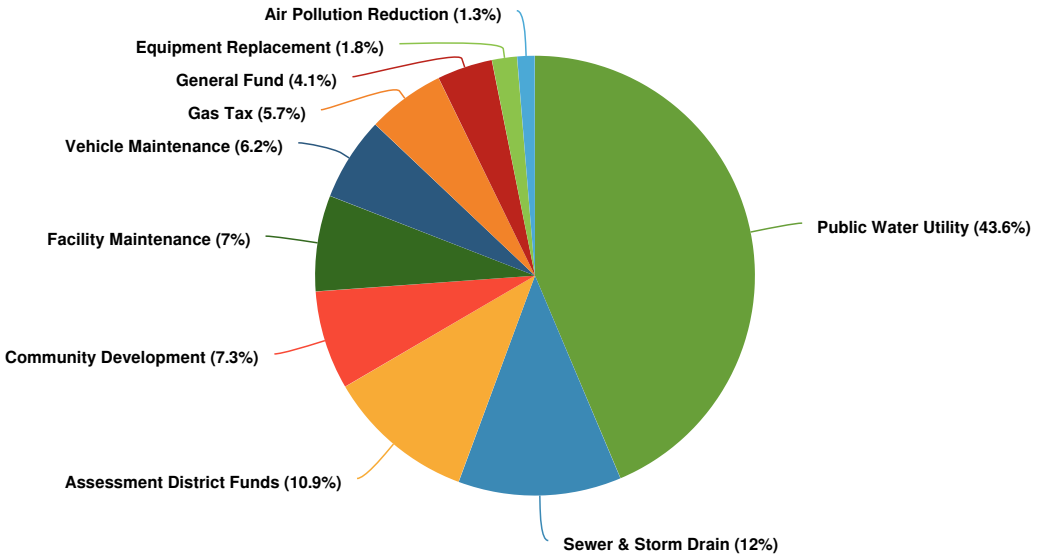

Budgeted and Historical Expenditures by Fund

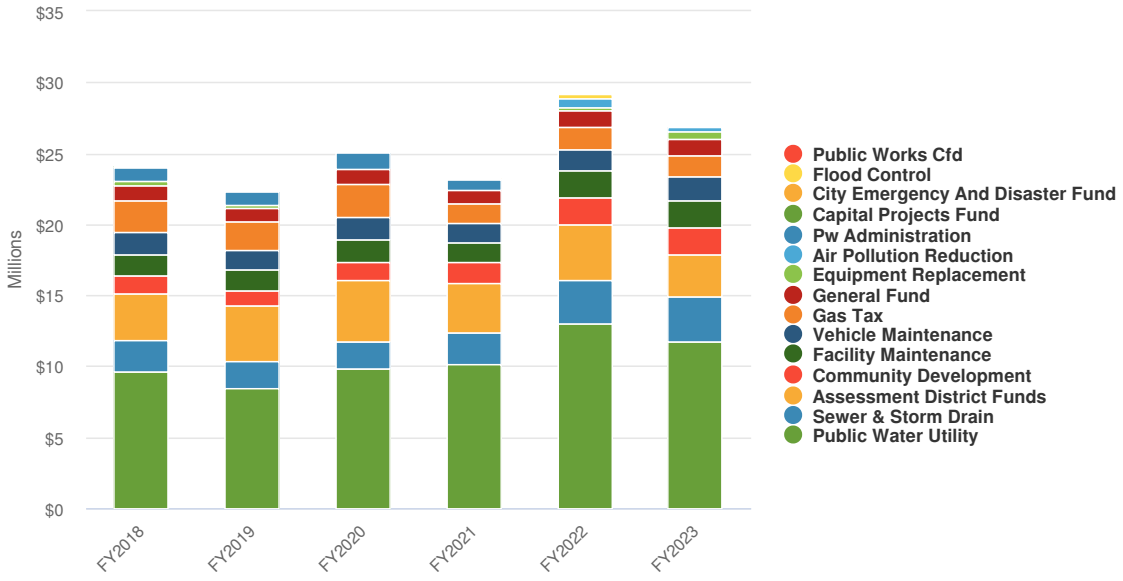

NOTES:

- **The FY2022 Amended Budget and FY2022 Actuals are as of April 30, 2022.**
- **The FY2023 CM Recommended Budget for Assessment Districts is not complete. The final budget will go to Council separately with the Engineer's Report.**

Name	FY2022 Amended	FY2022 Actuals	FY2023 CM Recommended	FY2022 Amended vs. FY2023 CM Recommended (% Change)
General Fund				
Salaries & Fringe Benefits	$416,450	$324,235	$438,800	5.4%
Operating Supplies & Services	$521,638	$368,169	$485,800	-6.9%
Internal Service Charges	$150,300	$125,260	$171,900	14.4%
Capital Outlay	$28,742	$0	$0	-100%
Total General Fund:	**$1,117,130**	**$817,664**	**$1,096,500**	**-1.8%**
Community Development				
Salaries & Fringe Benefits	$918,000	$449,509	$1,009,700	10%
Operating Supplies & Services	$795,851	$326,611	$780,300	-2%
Internal Service Charges	$184,800	$154,010	$161,000	-12.9%
Total Community Development:	**$1,898,651**	**$930,131**	**$1,951,000**	**2.8%**
Gas Tax				
Salaries & Fringe Benefits	$734,100	$537,174	$576,100	-21.5%
Operating Supplies & Services	$476,300	$330,121	$672,400	41.2%
Internal Service Charges	$340,800	$284,010	$285,800	-16.1%
Total Gas Tax:	**$1,551,200**	**$1,151,304**	**$1,534,300**	**-1.1%**
Air Pollution Reduction				
Operating Supplies & Services	$5,000	$5,000	$11,000	120%
Capital Outlay	$557,291	$0	$335,000	-39.9%
Total Air Pollution Reduction:	**$562,291**	**$5,000**	**$346,000**	**-38.5%**
Public Works Cfd				
Operating Supplies & Services	$29,000	$6,059	$0	-100%
Debt Service	$0	$91	$0	N/A
Total Public Works Cfd:	**$29,000**	**$6,150**	**$0**	**-100%**
Sewer & Storm Drain				
Salaries & Fringe Benefits	$1,821,400	$1,340,886	$1,967,900	8%
Operating Supplies & Services	$566,300	$376,162	$701,600	23.9%
Internal Service Charges	$549,100	$457,580	$553,400	0.8%
Capital Outlay	$100,512	$0	$0	-100%
Total Sewer & Storm Drain:	**$3,037,312**	**$2,174,628**	**$3,222,900**	**6.1%**
Flood Control				
Capital Outlay	$397,340	$0	$0	-100%
Total Flood Control:	**$397,340**	**$0**	**$0**	**-100%**
Public Water Utility				
Salaries & Fringe Benefits	$3,572,250	$2,529,727	$3,693,700	3.4%
Operating Supplies & Services	$5,595,019	$1,974,923	$4,167,900	-25.5%

Name	FY2022 Amended	FY2022 Actuals	FY2023 CM Recommended	FY2022 Amended vs. FY2023 CM Recommended (% Change)
Internal Service Charges	$3,093,900	$2,578,240	$3,081,900	-0.4%
Transfers Out	$750,000	$0	$770,000	2.7%
Total Public Water Utility:	**$13,011,169**	**$7,082,890**	**$11,713,500**	**-10%**
Equipment Replacement				
Capital Outlay	$265,771	$0	$495,000	86.3%
Total Equipment Replacement:	**$265,771**	**$0**	**$495,000**	**86.3%**
Vehicle Maintenance				
Salaries & Fringe Benefits	$690,700	$543,097	$713,100	3.2%
Operating Supplies & Services	$555,500	$364,854	$631,000	13.6%
Internal Service Charges	$287,300	$239,410	$308,200	7.3%
Total Vehicle Maintenance:	**$1,533,500**	**$1,147,361**	**$1,652,300**	**7.7%**
Facility Maintenance				
Salaries & Fringe Benefits	$420,650	$207,616	$558,300	32.7%
Operating Supplies & Services	$1,057,700	$837,116	$1,252,000	18.4%
Internal Service Charges	$185,500	$154,580	$80,600	-56.5%
Capital Outlay	$231,451	$0	$0	-100%
Total Facility Maintenance:	**$1,895,301**	**$1,199,313**	**$1,890,900**	**-0.2%**
Assessment District Funds				
L&Lmd				
Salaries & Fringe Benefits	$384,200	$290,544	$387,400	0.8%
Operating Supplies & Services	$1,059,100	$673,071	$1,064,400	0.5%
Internal Service Charges	$241,300	$201,070	$264,000	9.4%
Debt Service	$14,400	$11,570	$0	-100%
Capital Outlay	$17,095	$11,207	$0	-100%
Total L&Lmd:	**$1,716,095**	**$1,187,462**	**$1,715,800**	**0%**
Post Prop-218 Lighting Fund				
Salaries & Fringe Benefits	$130,600	$82,001	$118,400	-9.3%
Operating Supplies & Services	$131,480	$73,742	$28,300	-78.5%
Internal Service Charges	$8,100	$6,750	$14,600	80.2%
Debt Service	$10,740	$5,817	$0	-100%
Total Post Prop-218 Lighting Fund:	**$280,920**	**$168,310**	**$161,300**	**-42.6%**
Post Prop=218 Landscape Fund				
Salaries & Fringe Benefits	$919,500	$640,994	$891,100	-3.1%
Operating Supplies & Services	$910,990	$596,953	$78,600	-91.4%
Internal Service Charges	$86,000	$71,670	$87,800	2.1%
Debt Service	$8,560	$4,914	$0	-100%
Capital Outlay	$26,000	$0	$0	-100%

Name	FY2022 Amended	FY2022 Actuals	FY2023 CM Recommended	FY2022 Amended vs. FY2023 CM Recommended (% Change)
Total Post Prop=218 Landscape Fund:	$1,951,050	$1,314,531	$1,057,500	-45.8%
Total Assessment District Funds:	$3,948,065	$2,670,303	$2,934,600	-25.7%
Total:	$29,246,730	$17,184,743	$26,837,000	-8.2%

Expenditures by Program

2023 Budgeted Expenditures by Program

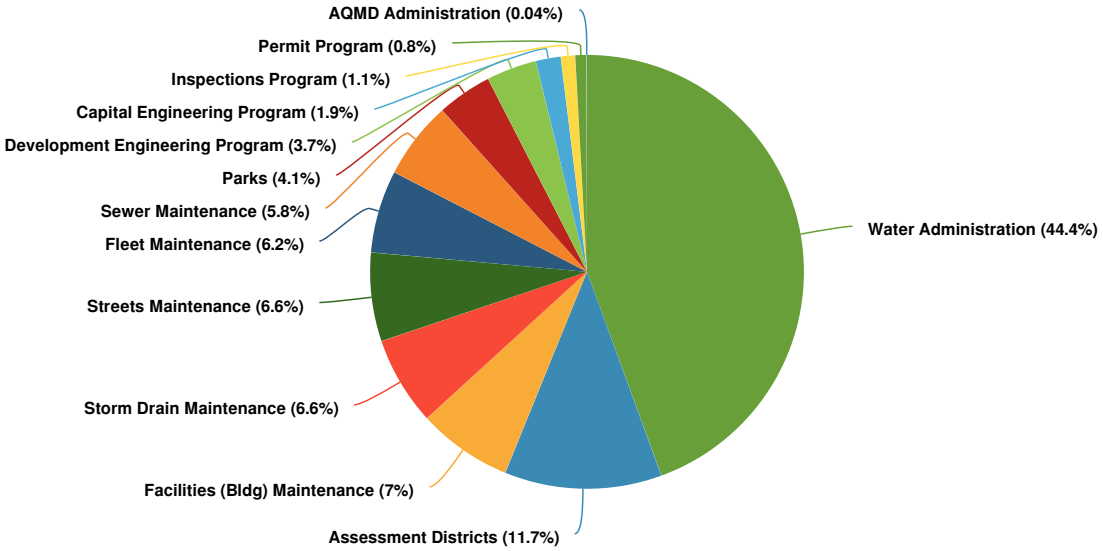

Expenditures by Expense Type

2023 Budgeted Expenditures by Expense Type

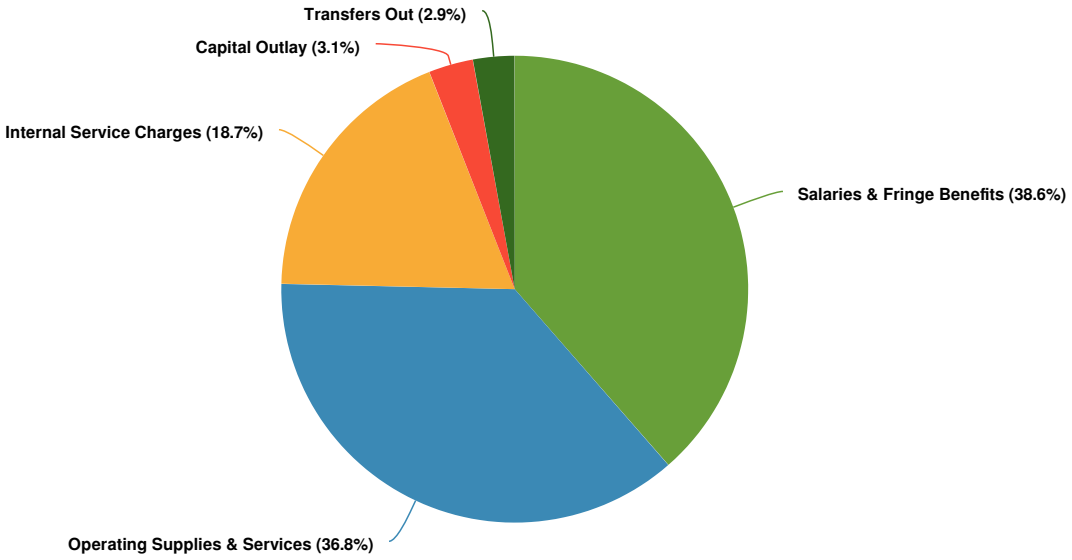

Budgeted and Historical Expenditures by Expense Type

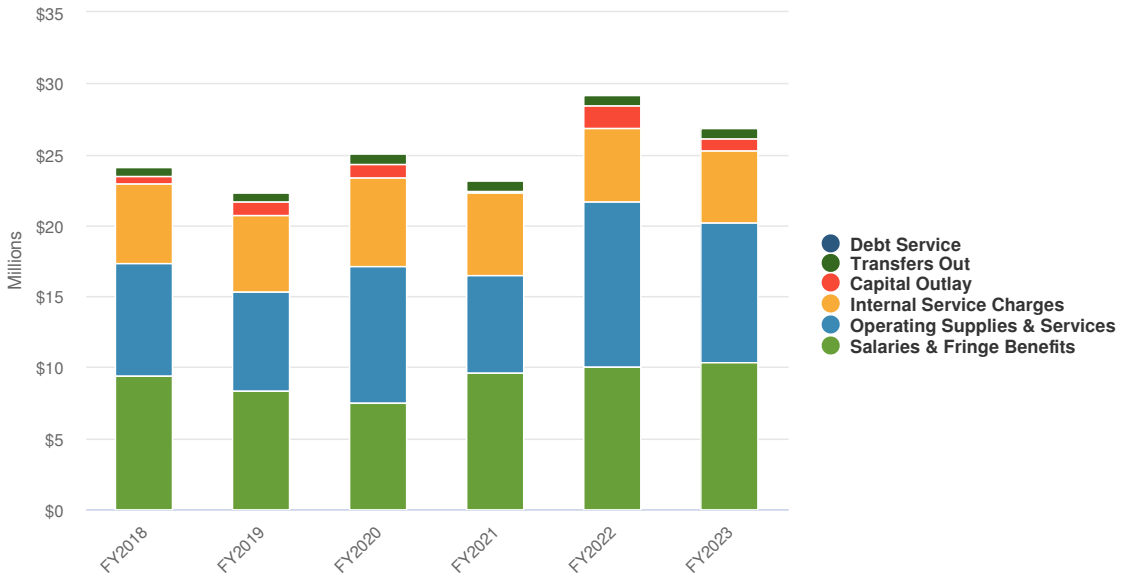

Organizational Chart

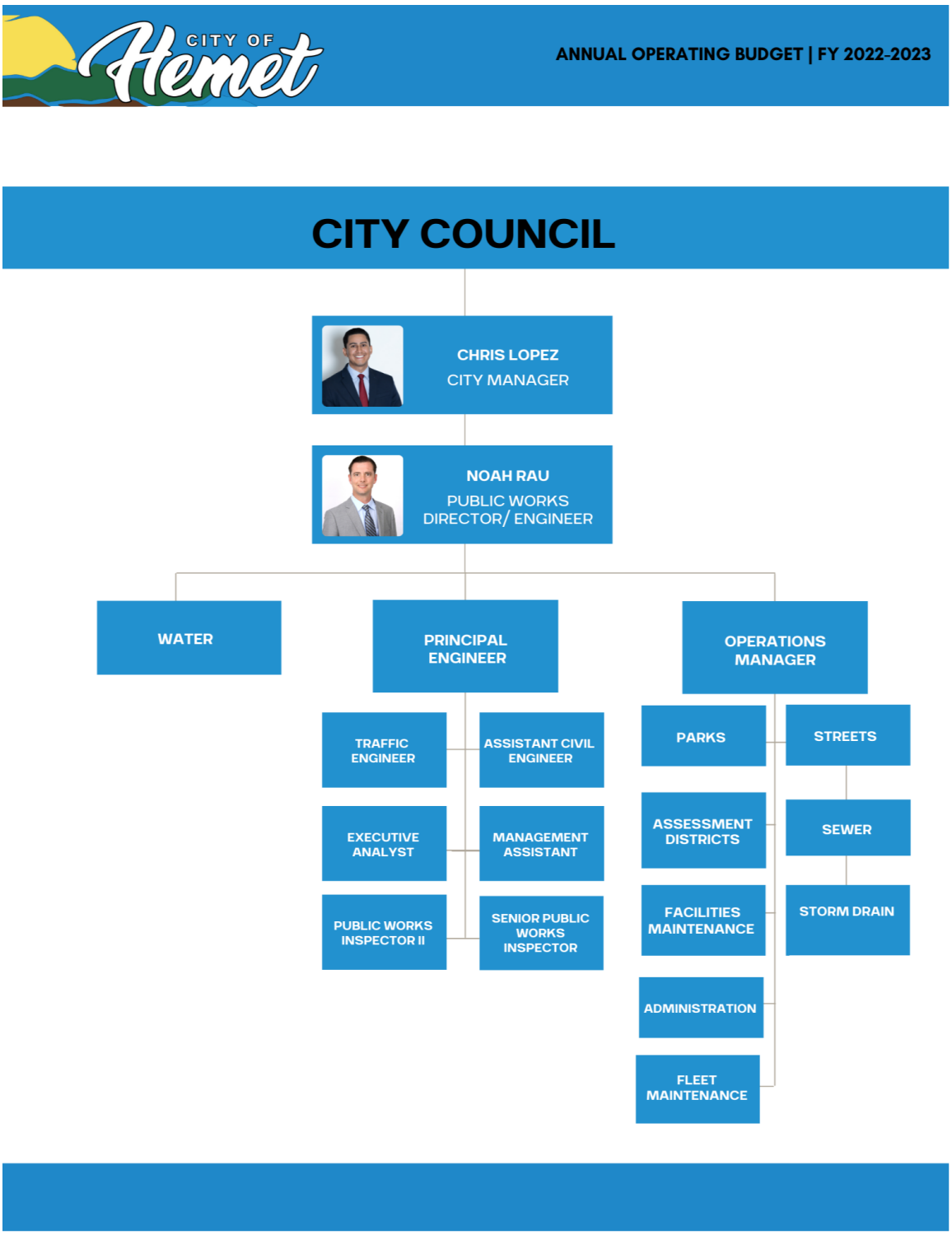

Public Works Administration

The Public Works Administration oversees the operation of the various divisions of the Public Works Department, including Parks, Streets, Water, Sewer, ROCS, Facilities, Fleet, Assessment Districts and Storm Drains.

PROGRAM OBJECTIVES

- Develop and administer Infrastructure Maintenance Plans and schedules for the various divisions of Public Works.
- Establish policies and procedures within the Department to ensure effective and efficient use of Department resources.
- Oversee daily operations in order to ensure resources are allocated to meet operational needs and work requests.
- Develop and maintain accurate records using Cartegraph as it relates to asset inventories, work functions and costs.

Expenditures Summary

The City started program-based budgeting beginning in FY2022. Department budgets were allocated to programs, which is reflected in the budgeted data for FY2022 and FY2023. Historical data for FY2018 to FY2021 is reported at the Department level.

The Public Works Administration Internal Service Fund dissolved in FY2022. Costs for the Administration program are budgeted direclty in Public Works operational budgets.

$0 **$0**
(% vs. prior year)

Public Works Administration Proposed and Historical Budget vs. Actual

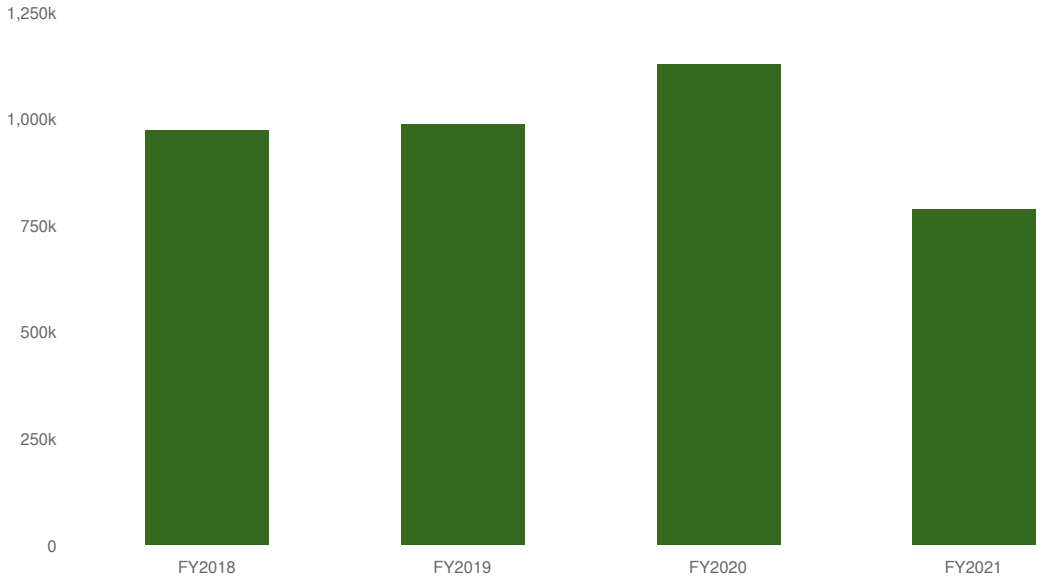

Assessment Districts

The Assessment Districts Program is responsible for landscaping along public streets and highways, and around neighborhoods, and performing tree maintenance and installing banners.

PROGRAM OBJECTIVES

- Continue to ensure that all future landscape areas proposed as part of new development utilize California native plants; integrate low water usage irrigation systems; and, that irrigation controllers are integrated into a master water management system that meets statewide water use requirements.
- Continue to refresh existing City landscape areas by replacing high water-demand plants with California natives, and conversion of irrigation systems to combinations of drip systems, reductions of planting areas, and use of mulch and rock to reduce water demands while enhancing both the long-term appearance and maintainability of the landscaping. Begin installation of satellite-based irrigation controllers in order to centrally manage the City's irrigation systems in order to maximize conservation efforts and minimize water wastes.
- Monitor the maintenance efforts of the City's landscape maintenance contractors in order to ensure that landscape areas are properly maintained to an acceptable level of standards. Review the existing landscape maintenance standards to ensure that effective inspection that allows a mutual approach so that the vendor knows what is expected of their performance and that the City is ensured of meeting appropriate standards

Expenditures Summary

The City started program-based budgeting beginning in FY2022. Department budgets were allocated to programs, which is reflected in the budgeted data for FY2022 and FY2023. Historical data for FY2018 to FY2021 is reported at the Department level.

$3,149,600 **-$902,518**
(-22.27% vs. prior year)

Assessment Districts Proposed and Historical Budget vs. Actual

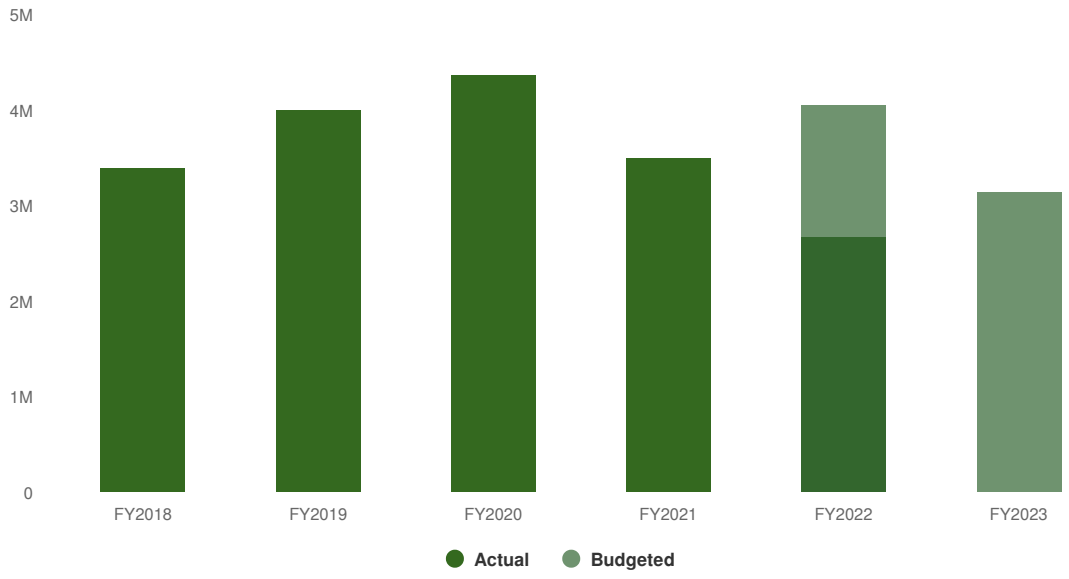

Expenditures by Fund

2023 Expenditures by Fund

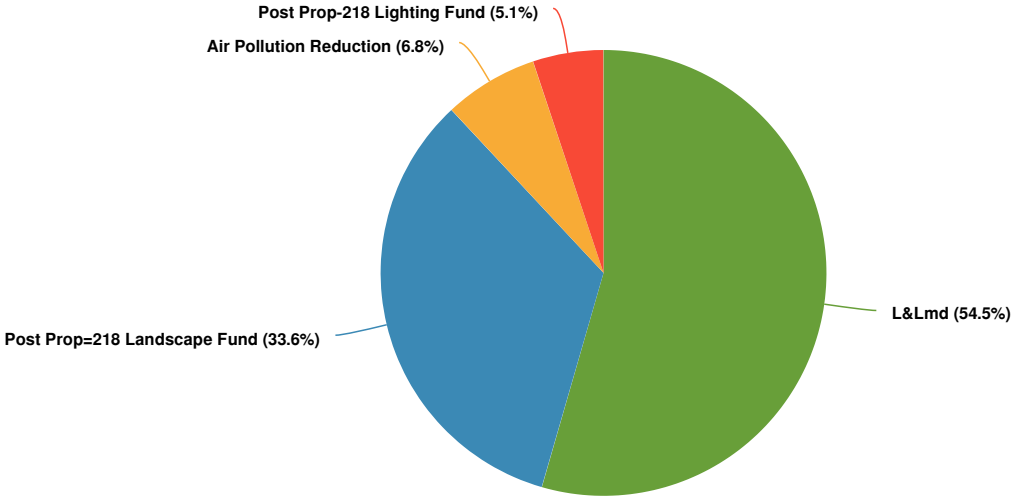

Budgeted and Historical 2023 Expenditures by Fund

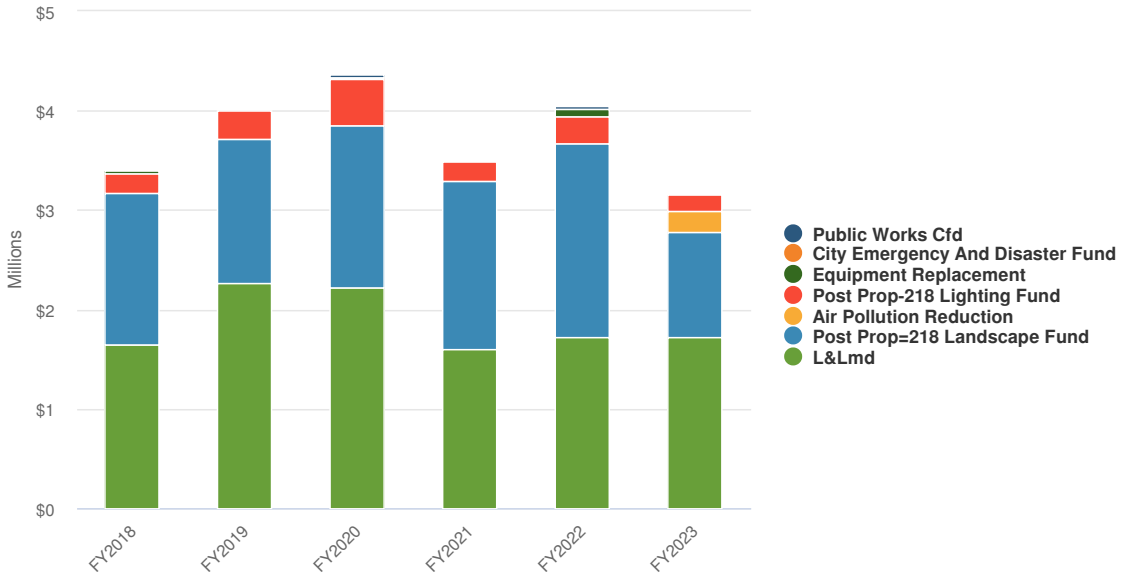

NOTES:

- **The FY2022 Amended Budget and FY2022 Actuals are as of April 30, 2022.**
- **The FY2023 CM Recommended Budget for Assessment Districts is not complete. The final budget will go to Council separately with the Engineer's Report.**

Name	Account ID	FY2022 Amended	FY2022 Actuals	FY2023 CM Recommended	FY2022 Amended vs. FY2023 CM Recommended (% Change)

Name	Account ID	FY2022 Amended	FY2022 Actuals	FY2023 CM Recommended	FY2022 Amended vs. FY2023 CM Recommended (% Change)
Air Pollution Reduction					
Capital Outlay					
Major Machinery And Equipment	224-8250-5400	$0	$0	$215,000	N/A
Total Capital Outlay:		**$0**	**$0**	**$215,000**	**N/A**
Total Air Pollution Reduction:		**$0**	**$0**	**$215,000**	**N/A**
Public Works Cfd					
Operating Supplies & Services					
Contracts & Leases	229-8314-2400	$0	$405	$0	N/A
Professional/Specialized Serv	229-8314-2710	$29,000	$5,654	$0	-100%
Total Operating Supplies & Services:		**$29,000**	**$6,059**	**$0**	**-100%**
Debt Service					
Other Fiscl Fees	229-8313-4250	$0	$91	$0	N/A
Total Debt Service:		**$0**	**$91**	**$0**	**N/A**
Total Public Works Cfd:		**$29,000**	**$6,150**	**$0**	**-100%**
Equipment Replacement					
Capital Outlay					
Major Machinery And Equipment	380-8265-5400	$75,053	$0	$0	-100%
Total Capital Outlay:		**$75,053**	**$0**	**$0**	**-100%**
Total Equipment Replacement:		**$75,053**	**$0**	**$0**	**-100%**
L&Lmd					
Salaries & Fringe Benefits					
Salaries & Wages	225-8250-1100	$185,200	$136,329	$189,300	2.2%
Salaries Overtime	225-8250-1300	$8,000	$7,777	$10,500	31.3%
Comp Time Used	225-8250-1305	$0	$318	$0	N/A
Other Fringe Benefits	225-8250-1400	$5,500	$5,733	$5,400	-1.8%
Pers Pension	225-8250-1405	$73,300	$59,974	$67,900	-7.4%
Health Plans	225-8250-1410	$44,300	$27,392	$44,400	0.2%
Workers Comp Contribution	225-8250-1415	$11,800	$9,830	$10,700	-9.3%
Special Pay	225-8250-1420	$4,100	$1,662	$3,300	-19.5%

Name	Account ID	FY2022 Amended	FY2022 Actuals	FY2023 CM Recommended	FY2022 Amended vs. FY2023 CM Recommended (% Change)
Pto + Holiday	225-8250-1425	$8,400	$5,189	$8,000	-4.8%
Unemployment Benefits	225-8250-1430	$200	$170	$200	0%
Retiree Medical Premiums	225-8250-1450	$43,400	$36,170	$47,700	9.9%
Total Salaries & Fringe Benefits:		**$384,200**	**$290,544**	**$387,400**	**0.8%**
Operating Supplies & Services					
Street Lighting	225-8250-2100	$0	$0	$290,000	N/A
Utilities - Electric	225-8250-2105	$310,000	$224,415	$20,000	-93.5%
Utilities-Water	225-8250-2110	$380,000	$221,748	$380,000	0%
Telephone/Communication	225-8250-2200	$1,200	$895	$1,200	0%
Office Supplies And Materials	225-8250-2250	$200	$20	$200	0%
Software Purchases	225-8250-2260	$0	$0	$2,400	N/A
Software Maintenance	225-8250-2265	$13,600	$13,524	$13,000	-4.4%
Contracts,Leases,Rents,& Taxes	225-8250-2400	$168,000	$101,480	$160,000	-4.8%
Maint & Operations/Parts & Sup	225-8250-2450	$147,000	$75,147	$147,000	0%
Training & Education	225-8250-2560	$1,000	$0	$4,700	370%
Vehicle Fuel	225-8250-2623	$12,600	$13,636	$20,400	61.9%
Uniforms And Safety Equipment	225-8250-2700	$3,000	$1,818	$3,000	0%
Professional/Specialized Serv	225-8250-2710	$20,000	$16,303	$20,000	0%
Small Tools	225-8250-2850	$2,500	$4,084	$2,500	0%
Total Operating Supplies & Services:		**$1,059,100**	**$673,071**	**$1,064,400**	**0.5%**
Internal Service Charges					
Equipment Replacement	225-8250-3600	$7,800	$6,500	$7,800	0%
City Attorney	225-8250-3612	$32,800	$27,330	$18,500	-43.6%
It/Computers-Telephones	225-8250-3613	$0	$0	$3,700	N/A
Liability Insurance	225-8250-3616	$36,400	$30,330	$38,100	4.7%

Name	Account ID	FY2022 Amended	FY2022 Actuals	FY2023 CM Recommended	FY2022 Amended vs. FY2023 CM Recommended (% Change)
Vehicle Maint & Repairs	225-8250-3622	$64,600	$53,830	$68,900	6.7%
General Fund Overhead	225-8250-3640	$99,700	$83,080	$127,000	27.4%
Total Internal Service Charges:		**$241,300**	**$201,070**	**$264,000**	**9.4%**
Debt Service					
Other Fiscl Fees	225-8250-4250	$14,400	$11,570	$0	-100%
Total Debt Service:		**$14,400**	**$11,570**	**$0**	**-100%**
Capital Outlay					
Major Machinery And Equipment	225-8250-5400	$17,095	$11,207	$0	-100%
Total Capital Outlay:		**$17,095**	**$11,207**	**$0**	**-100%**
Total L&Lmd:		**$1,716,095**	**$1,187,462**	**$1,715,800**	**0%**
Post Prop-218 Lighting Fund					
Salaries & Fringe Benefits					
Salaries & Wages	227-8250-1100	$62,600	$36,291	$60,600	-3.2%
Salaries Part Time	227-8250-1200	$0	$901	$0	N/A
Salaries Overtime	227-8250-1300	$2,200	$2,115	$3,000	36.4%
Other Fringe Benefits	227-8250-1400	$2,400	$1,927	$2,200	-8.3%
Pers Pension	227-8250-1405	$24,700	$15,854	$21,800	-11.7%
Health Plans	227-8250-1410	$9,900	$4,901	$9,300	-6.1%
Workers Comp Contribution	227-8250-1415	$4,600	$3,830	$3,000	-34.8%
Special Pay	227-8250-1420	$2,300	$1,204	$1,800	-21.7%
Pto + Holiday	227-8250-1425	$5,200	$1,059	$3,500	-32.7%
Unemployment Benefits	227-8250-1430	$0	$0	$100	N/A
Retiree Medical Premiums	227-8250-1450	$16,700	$13,920	$13,100	-21.6%
Total Salaries & Fringe Benefits:		**$130,600**	**$82,001**	**$118,400**	**-9.3%**
Operating Supplies & Services					
Utilities - Electric	227-8250-2105	$0	$89	$0	N/A

Name	Account ID	FY2022 Amended	FY2022 Actuals	FY2023 CM Recommended	FY2022 Amended vs. FY2023 CM Recommended (% Change)
Telephone/Communications	227-8250-2200	$500	$0	$500	0%
Office Supplies And Materials	227-8250-2250	$200	$84	$200	0%
Software Maintenance	227-8250-2265	$10,200	$9,283	$12,400	21.6%
Training & Education	227-8250-2560	$1,000	$0	$4,700	370%
Professional/Specialized Serv	227-8250-2710	$10,500	$9,090	$10,500	0%
Utilities - Electric	227-8260-2105	$15,000	$7,987	$0	-100%
Maint & Operations/Parts & Sup	227-8260-2450	$3,060	$1,857	$0	-100%
Utilities - Electric	227-8261-2105	$5,600	$3,343	$0	-100%
Maint & Operations/Parts & Sup	227-8261-2450	$1,690	$626	$0	-100%
Utilities - Electric	227-8262-2105	$900	$738	$0	-100%
Maint & Operations/Parts & Sup	227-8262-2450	$760	$237	$0	-100%
Utilities - Electric	227-8263-2105	$1,500	$636	$0	-100%
Maint & Operations/Parts & Sup	227-8263-2450	$890	$356	$0	-100%
Utilities - Electric	227-8264-2105	$1,100	$1,038	$0	-100%
Maint & Operations/Parts & Sup	227-8264-2450	$940	$399	$0	-100%
Utilities - Electric	227-8265-2105	$1,500	$1,150	$0	-100%
Maint & Operations/Parts & Sup	227-8265-2450	$2,710	$1,544	$0	-100%
Utilities - Electric	227-8266-2105	$1,300	$2,047	$0	-100%
Maint & Operations/Parts & Sup	227-8266-2450	$1,990	$896	$0	-100%
Utilities - Electric	227-8267-2105	$800	$455	$0	-100%
Maint & Operations/Parts & Sup	227-8267-2450	$720	$194	$0	-100%
Utilities - Electric	227-8268-2105	$500	$240	$0	-100%
Maint & Operations/Parts & Sup	227-8268-2450	$690	$173	$0	-100%
Utilities - Electric	227-8270-2105	$3,000	$1,870	$0	-100%
Maint & Operations/Parts & Sup	227-8270-2450	$1,490	$443	$0	-100%

Name	Account ID	FY2022 Amended	FY2022 Actuals	FY2023 CM Recommended	FY2022 Amended vs. FY2023 CM Recommended (% Change)
Utilities - Electric	227-8271-2105	$1,100	$645	$0	-100%
Maint & Operations/Parts & Sup	227-8271-2450	$820	$291	$0	-100%
Utilities - Electric	227-8272-2105	$3,500	$2,744	$0	-100%
Maint & Operations/Parts & Sup	227-8272-2450	$7,580	$972	$0	-100%
Utilities - Electric	227-8273-2105	$800	$599	$0	-100%
Maint & Operations/Parts & Sup	227-8273-2450	$840	$302	$0	-100%
Utilities - Electric	227-8276-2105	$3,600	$3,024	$0	-100%
Maint & Operations/Parts & Sup	227-8276-2450	$1,810	$734	$0	-100%
Utilities - Electric	227-8277-2105	$300	$205	$0	-100%
Maint & Operations/Parts & Sup	227-8277-2450	$680	$162	$0	-100%
Utilities - Electric	227-8278-2105	$400	$276	$0	-100%
Maint & Operations/Parts & Sup	227-8278-2450	$720	$194	$0	-100%
Utilities - Electric	227-8279-2105	$400	$280	$0	-100%
Maint & Operations/Parts & Sup	227-8279-2450	$730	$205	$0	-100%
Utilities - Electric	227-8280-2105	$7,200	$5,071	$0	-100%
Maint & Operations/Parts & Sup	227-8280-2450	$1,180	$162	$0	-100%
Utilities - Electric	227-8281-2105	$100	$0	$0	-100%
Maint & Operations/Parts & Sup	227-8281-2450	$370	$65	$0	-100%
Utilities - Electric	227-8282-2105	$200	$112	$0	-100%
Maint & Operations/Parts & Sup	227-8282-2450	$10	$11	$0	-100%
Utilities - Electric	227-8283-2105	$400	$319	$0	-100%
Maint & Operations/Parts & Sup	227-8283-2450	$580	$76	$0	-100%
Utilities - Electric	227-8284-2105	$300	$166	$0	-100%
Maint & Operations/Parts & Sup	227-8284-2450	$250	$43	$0	-100%
Utilities - Electric	227-8285-2105	$200	$127	$0	-100%

Name	Account ID	FY2022 Amended	FY2022 Actuals	FY2023 CM Recommended	FY2022 Amended vs. FY2023 CM Recommended (% Change)
Maint & Operations/Parts & Sup	227-8285-2450	$310	$11	$0	-100%
Utilities - Electric	227-8286-2105	$250	$0	$0	-100%
Maint & Operations/Parts & Sup	227-8286-2450	$560	$54	$0	-100%
Utilities - Electric	227-8287-2105	$1,890	$0	$0	-100%
Maint & Operations/Parts & Sup	227-8287-2450	$170	$65	$0	-100%
Utilities - Electric	227-8288-2105	$3,000	$2,045	$0	-100%
Maint & Operations/Parts & Sup	227-8288-2450	$780	$248	$0	-100%
Utilities - Electric	227-8289-2105	$1,500	$1,037	$0	-100%
Maint & Operations/Parts & Sup	227-8289-2450	$820	$291	$0	-100%
Utilities - Electric	227-8290-2105	$200	$131	$0	-100%
Maint & Operations/Parts & Sup	227-8290-2450	$640	$130	$0	-100%
Utilities - Electric	227-8291-2105	$200	$0	$0	-100%
Maint & Operations/Parts & Sup	227-8291-2450	$520	$22	$0	-100%
Utilities - Electric	227-8292-2105	$4,000	$3,085	$0	-100%
Maint & Operations/Parts & Sup	227-8292-2450	$2,640	$1,479	$0	-100%
Maint & Operations/Parts & Sup	227-8293-2450	$20	$22	$0	-100%
Utilities - Electric	227-8294-2105	$250	$116	$0	-100%
Maint & Operations/Parts & Sup	227-8294-2450	$640	$130	$0	-100%
Utilities - Electric	227-8295-2105	$350	$0	$0	-100%
Maint & Operations/Parts & Sup	227-8295-2450	$1,060	$54	$0	-100%
Utilities - Electric	227-8297-2105	$200	$122	$0	-100%
Maint & Operations/Parts & Sup	227-8297-2450	$120	$22	$0	-100%
Utilities - Electric	227-8298-2105	$200	$0	$0	-100%
Maint & Operations/Parts & Sup	227-8298-2450	$560	$54	$0	-100%
Utilities - Electric	227-8299-2105	$250	$0	$0	-100%

Name	Account ID	FY2022 Amended	FY2022 Actuals	FY2023 CM Recommended	FY2022 Amended vs. FY2023 CM Recommended (% Change)
Maint & Operations/Parts & Sup	227-8299-2450	$520	$22	$0	-100%
Utilities - Electric	227-8301-2105	$2,000	$2,550	$0	-100%
Maint & Operations/Parts & Sup	227-8301-2450	$1,200	$184	$0	-100%
Utilities - Electric	227-8302-2105	$200	$0	$0	-100%
Maint & Operations/Parts & Sup	227-8302-2450	$150	$22	$0	-100%
Utilities - Electric	227-8304-2105	$400	$0	$0	-100%
Maint & Operations/Parts & Sup	227-8304-2450	$510	$5	$0	-100%
Utilities - Electric	227-8305-2105	$400	$0	$0	-100%
Maint & Operations/Parts & Sup	227-8305-2450	$500	$5	$0	-100%
Utilities - Electric	227-8306-2105	$700	$246	$0	-100%
Maint & Operations/Parts & Sup	227-8306-2450	$110	$0	$0	-100%
Utilities - Electric	227-8307-2105	$390	$0	$0	-100%
Maint & Operations/Parts & Sup	227-8307-2450	$140	$32	$0	-100%
Utilities - Electric	227-8315-2105	$420	$0	$0	-100%
Maint & Operations/Parts & Sup	227-8315-2450	$100	$0	$0	-100%
Total Operating Supplies & Services:		**$131,480**	**$73,742**	**$28,300**	**-78.5%**
Internal Service Charges					
It/Computers-Telephone	227-8250-3613	$0	$0	$4,300	N/A
General Fund Overhead	227-8250-3640	$8,100	$6,750	$10,300	27.2%
Total Internal Service Charges:		**$8,100**	**$6,750**	**$14,600**	**80.2%**
Debt Service					
Other Fiscl Fees	227-8260-4250	$500	$341	$0	-100%
Other Fiscl Fees	227-8261-4250	$300	$183	$0	-100%
Other Fiscl Fees	227-8262-4250	$280	$165	$0	-100%
Other Fiscl Fees	227-8263-4250	$250	$145	$0	-100%

Name	Account ID	FY2022 Amended	FY2022 Actuals	FY2023 CM Recommended	FY2022 Amended vs. FY2023 CM Recommended (% Change)
Other Fiscl Fees	227-8264-4250	$240	$135	$0	-100%
Other Fiscl Fees	227-8265-4250	$840	$612	$0	-100%
Other Fiscl Fees	227-8266-4250	$360	$227	$0	-100%
Other Fiscl Fees	227-8267-4250	$210	$112	$0	-100%
Other Fiscl Fees	227-8268-4250	$210	$107	$0	-100%
Other Fiscl Fees	227-8270-4250	$260	$148	$0	-100%
Other Fiscl Fees	227-8271-4250	$220	$118	$0	-100%
Other Fiscl Fees	227-8272-4250	$350	$221	$0	-100%
Other Fiscl Fees	227-8273-4250	$200	$105	$0	-100%
Other Fiscl Fees	227-8276-4250	$270	$158	$0	-100%
Other Fiscl Fees	227-8277-4250	$220	$115	$0	-100%
Other Fiscl Fees	227-8278-4250	$220	$114	$0	-100%
Other Fiscl Fees	227-8279-4250	$210	$113	$0	-100%
Other Fiscl Fees	227-8280-4250	$370	$241	$0	-100%
Other Fiscl Fees	227-8281-4250	$190	$93	$0	-100%
Other Fiscl Fees	227-8282-4250	$180	$89	$0	-100%
Other Fiscl Fees	227-8283-4250	$190	$93	$0	-100%
Other Fiscl Fees	227-8284-4250	$190	$90	$0	-100%
Other Fiscl Fees	227-8285-4250	$190	$92	$0	-100%
Other Fiscl Fees	227-8286-4250	$270	$158	$0	-100%
Other Fiscl Fees	227-8287-4250	$270	$157	$0	-100%
Other Fiscl Fees	227-8288-4250	$320	$199	$0	-100%
Other Fiscl Fees	227-8289-4250	$230	$123	$0	-100%
Other Fiscl Fees	227-8290-4250	$200	$101	$0	-100%
Other Fiscl Fees	227-8291-4250	$190	$0	$0	-100%

Name	Account ID	FY2022 Amended	FY2022 Actuals	FY2023 CM Recommended	FY2022 Amended vs. FY2023 CM Recommended (% Change)
Other Fiscl Fees	227-8292-4250	$440	$294	$0	-100%
Other Fiscl Fees	227-8293-4250	$180	$0	$0	-100%
Other Fiscl Fees	227-8294-4250	$190	$0	$0	-100%
Other Fiscl Fees	227-8295-4250	$180	$88	$0	-100%
Other Fiscl Fees	227-8297-4250	$190	$89	$0	-100%
Other Fiscl Fees	227-8298-4250	$180	$88	$0	-100%
Other Fiscl Fees	227-8299-4250	$180	$89	$0	-100%
Other Fiscl Fees	227-8301-4250	$180	$88	$0	-100%
Other Fiscl Fees	227-8302-4250	$180	$88	$0	-100%
Other Fiscl Fees	227-8304-4250	$180	$88	$0	-100%
Other Fiscl Fees	227-8305-4250	$180	$88	$0	-100%
Other Fiscl Fees	227-8306-4250	$180	$177	$0	-100%
Other Fiscl Fees	227-8307-4250	$190	$90	$0	-100%
Other Fiscl Fees	227-8315-4250	$180	$0	$0	-100%
Total Debt Service:		**$10,740**	**$5,817**	**$0**	**-100%**
Total Post Prop-218 Lighting Fund:		**$280,920**	**$168,310**	**$161,300**	**-42.6%**
Post Prop=218 Landscape Fund					
Salaries & Fringe Benefits					
Salaries & Wages	228-8250-1100	$244,100	$177,132	$215,500	-11.7%
Salaries Part Time	228-8250-1200	$0	$901	$0	N/A
Salaries Overtime	228-8250-1300	$6,000	$9,188	$11,500	91.7%
Comp Time Used	228-8250-1305	$0	$318	$0	N/A
Other Fringe Benefits	228-8250-1400	$7,600	$7,802	$6,200	-18.4%
Pers Pension	228-8250-1405	$96,300	$77,586	$77,400	-19.6%
Health Plans	228-8250-1410	$59,300	$38,209	$50,000	-15.7%
Workers Comp Contribution	228-8250-1415	$13,300	$11,080	$13,000	-2.3%

Name	Account ID	FY2022 Amended	FY2022 Actuals	FY2023 CM Recommended	FY2022 Amended vs. FY2023 CM Recommended (% Change)
Special Pay	228-8250-1420	$5,200	$1,486	$3,700	-28.8%
Pto + Holiday	228-8250-1425	$13,100	$6,616	$10,000	-23.7%
Unemployment Benefits	228-8250-1430	$200	$170	$200	0%
Retiree Medical Premiums	228-8250-1450	$48,700	$40,580	$57,900	18.9%
Salaries & Wages	228-8265-1100	$205,800	$124,433	$219,200	6.5%
Salaries Overtime	228-8265-1300	$0	$2,029	$0	N/A
Comp Time Used	228-8265-1305	$0	$11	$0	N/A
Other Fringe Benefits	228-8265-1400	$5,500	$5,139	$5,600	1.8%
Pers Pension	228-8265-1405	$80,900	$54,325	$79,000	-2.3%
Health Plans	228-8265-1410	$60,000	$24,806	$60,700	1.2%
Workers Comp Contribution	228-8265-1415	$13,400	$11,170	$12,700	-5.2%
Special Pay	228-8265-1420	$2,800	$150	$2,900	3.6%
Pto + Holiday	228-8265-1425	$8,000	$6,783	$8,900	11.3%
Unemployment Benefits	228-8265-1430	$300	$250	$300	0%
Retiree Medical Premiums	228-8265-1450	$49,000	$40,830	$56,400	15.1%
Total Salaries & Fringe Benefits:		**$919,500**	**$640,994**	**$891,100**	**-3.1%**
Operating Supplies & Services					
Utilities - Electric	228-8250-2105	$0	$61	$0	N/A
Utilities-Water	228-8250-2110	$0	$156	$0	N/A
Telephone/Communications	228-8250-2200	$1,300	$895	$1,300	0%
Software Purchases	228-8250-2260	$0	$0	$2,400	N/A
Software Maintenance	228-8250-2265	$10,200	$9,283	$14,000	37.3%
Contracts & Leases	228-8250-2400	$8,000	$0	$0	-100%
Maint & Operations/Parts & Sup	228-8250-2450	$5,000	$1,723	$5,000	0%
Training & Education	228-8250-2560	$1,000	$0	$4,700	370%

Name	Account ID	FY2022 Amended	FY2022 Actuals	FY2023 CM Recommended	FY2022 Amended vs. FY2023 CM Recommended (% Change)
Vehicle Fuel	228-8250-2623	$12,600	$13,636	$20,400	61.9%
Uniforms And Safety Equipment	228-8250-2700	$1,000	$450	$1,000	0%
Professional/Specialized Serv	228-8250-2710	$9,500	$11,589	$9,500	0%
Utilities - Electric	228-8264-2105	$200	$0	$0	-100%
Utilities-Water	228-8264-2110	$2,800	$1,849	$0	-100%
Contracts & Leases	228-8264-2400	$7,450	$5,587	$0	-100%
Maint & Operations/Parts & Sup	228-8264-2450	$1,000	$0	$0	-100%
Utilities - Electric	228-8265-2105	$4,000	$2,581	$0	-100%
Utilities-Water	228-8265-2110	$31,000	$30,671	$0	-100%
Telephone/Communications	228-8265-2200	$900	$664	$0	-100%
Contracts & Leases	228-8265-2400	$1,000	$849	$0	-100%
Maint & Operations/Parts & Sup	228-8265-2450	$13,500	$6,466	$0	-100%
Vehicle Fuel	228-8265-2623	$12,900	$7,513	$20,300	57.4%
Uniforms And Safety Equipment	228-8265-2700	$2,500	$1,679	$0	-100%
Small Tools	228-8265-2850	$3,000	$685	$0	-100%
Utilities - Electric	228-8266-2105	$1,400	$862	$0	-100%
Utilities-Water	228-8266-2110	$26,500	$23,524	$0	-100%
Contracts & Leases	228-8266-2400	$41,000	$30,593	$0	-100%
Maint & Operations/Parts & Sup	228-8266-2450	$10,000	$1,816	$0	-100%
Utilities - Electric	228-8267-2105	$400	$282	$0	-100%
Utilities-Water	228-8267-2110	$3,500	$3,241	$0	-100%
Contracts & Leases	228-8267-2400	$500	$416	$0	-100%
Maint & Operations/Parts & Sup	228-8267-2450	$30	$0	$0	-100%
Utilities - Electric	228-8268-2105	$400	$348	$0	-100%
Utilities-Water	228-8268-2110	$3,000	$979	$0	-100%

Name	Account ID	FY2022 Amended	FY2022 Actuals	FY2023 CM Recommended	FY2022 Amended vs. FY2023 CM Recommended (% Change)
Contracts & Leases	228-8268-2400	$1,500	$1,079	$0	-100%
Maint & Operations/Parts & Sup	228-8268-2450	$3,500	$0	$0	-100%
Utilities - Electric	228-8269-2105	$300	$0	$0	-100%
Utilities-Water	228-8269-2110	$1,800	$1,772	$0	-100%
Contracts & Leases	228-8269-2400	$3,000	$2,024	$0	-100%
Maint & Operations/Parts & Sup	228-8269-2450	$200	$0	$0	-100%
Utilities - Electric	228-8270-2105	$800	$637	$0	-100%
Utilities-Water	228-8270-2110	$23,460	$20,292	$0	-100%
Contracts & Leases	228-8270-2400	$3,800	$2,800	$0	-100%
Maint & Operations/Parts & Sup	228-8270-2450	$5,000	$0	$0	-100%
Utilities - Electric	228-8271-2105	$1,000	$853	$0	-100%
Utilities-Water	228-8271-2110	$12,690	$10,831	$0	-100%
Contracts & Leases	228-8271-2400	$11,600	$8,643	$0	-100%
Maint & Operations/Parts & Sup	228-8271-2450	$1,000	$393	$0	-100%
Professional/Specialized Serv	228-8271-2710	$9,000	$0	$0	-100%
Utilities	228-8272-2100	$0	$21	$0	N/A
Utilities - Electric	228-8272-2105	$500	$395	$0	-100%
Utilities-Water	228-8272-2110	$104,010	$66,417	$0	-100%
Contracts & Leases	228-8272-2400	$61,400	$46,035	$0	-100%
Maint & Operations/Parts & Sup	228-8272-2450	$5,000	$0	$0	-100%
Utilities - Electric	228-8273-2105	$200	$0	$0	-100%
Utilities-Water	228-8273-2110	$8,100	$2,432	$0	-100%
Contracts & Leases	228-8273-2400	$1,200	$0	$0	-100%
Maint & Operations/Parts & Sup	228-8273-2450	$1,000	$0	$0	-100%
Utilities-Water	228-8274-2110	$0	$74	$0	N/A

Name	Account ID	FY2022 Amended	FY2022 Actuals	FY2023 CM Recommended	FY2022 Amended vs. FY2023 CM Recommended (% Change)
Utilities - Electric	228-8276-2105	$500	$338	$0	-100%
Utilities-Water	228-8276-2110	$53,500	$42,642	$0	-100%
Contracts & Leases	228-8276-2400	$67,100	$50,263	$0	-100%
Maint & Operations/Parts & Sup	228-8276-2450	$5,000	$0	$0	-100%
Utilities - Electric	228-8277-2105	$500	$258	$0	-100%
Utilities-Water	228-8277-2110	$7,100	$3,192	$0	-100%
Contracts & Leases	228-8277-2400	$1,700	$1,206	$0	-100%
Maint & Operations/Parts & Sup	228-8277-2450	$1,000	$0	$0	-100%
Utilities - Electric	228-8278-2105	$200	$130	$0	-100%
Utilities-Water	228-8278-2110	$6,000	$1,392	$0	-100%
Contracts & Leases	228-8278-2400	$2,200	$1,615	$0	-100%
Maint & Operations/Parts & Sup	228-8278-2450	$1,000	$0	$0	-100%
Utilities - Electric	228-8279-2105	$900	$625	$0	-100%
Utilities-Water	228-8279-2110	$10,000	$7,706	$0	-100%
Contracts & Leases	228-8279-2400	$9,800	$7,243	$0	-100%
Maint & Operations/Parts & Sup	228-8279-2450	$5,000	$252	$0	-100%
Utilities - Electric	228-8280-2105	$300	$0	$0	-100%
Utilities-Water	228-8280-2110	$6,600	$4,876	$0	-100%
Contracts & Leases	228-8280-2400	$16,400	$12,257	$0	-100%
Maint & Operations/Parts & Sup	228-8280-2450	$5,000	$0	$0	-100%
Utilities - Electric	228-8283-2105	$200	$199	$0	-100%
Utilities-Water	228-8283-2110	$1,100	$676	$0	-100%
Contracts & Leases	228-8283-2400	$700	$479	$0	-100%
Maint & Operations/Parts & Sup	228-8283-2450	$200	$0	$0	-100%
Utilities - Electric	228-8285-2105	$200	$103	$0	-100%

Name	Account ID	FY2022 Amended	FY2022 Actuals	FY2023 CM Recommended	FY2022 Amended vs. FY2023 CM Recommended (% Change)
Utilities-Water	228-8285-2110	$4,300	$2,102	$0	-100%
Contracts & Leases	228-8285-2400	$300	$217	$0	-100%
Utilities - Electric	228-8287-2105	$300	$129	$0	-100%
Utilities-Water	228-8287-2110	$4,000	$97	$0	-100%
Contracts & Leases	228-8287-2400	$3,000	$627	$0	-100%
Maint & Operations/Parts & Sup	228-8287-2450	$500	$0	$0	-100%
Utilities - Electric	228-8288-2105	$300	$0	$0	-100%
Utilities-Water	228-8288-2110	$13,400	$11,019	$0	-100%
Contracts & Leases	228-8288-2400	$44,000	$26,757	$0	-100%
Maint & Operations/Parts & Sup	228-8288-2450	$8,500	$907	$0	-100%
Utilities	228-8289-2100	$10,000	$0	$0	-100%
Utilities - Electric	228-8289-2105	$700	$478	$0	-100%
Utilities-Water	228-8289-2110	$7,500	$12,885	$0	-100%
Contracts & Leases	228-8289-2400	$3,300	$2,516	$0	-100%
Maint & Operations/Parts & Sup	228-8289-2450	$500	$0	$0	-100%
Utilities - Electric	228-8290-2105	$200	$93	$0	-100%
Utilities-Water	228-8290-2110	$5,000	$4,016	$0	-100%
Contracts & Leases	228-8290-2400	$900	$673	$0	-100%
Maint & Operations/Parts & Sup	228-8290-2450	$1,000	$0	$0	-100%
Utilities - Electric	228-8292-2105	$600	$741	$0	-100%
Utilities-Water	228-8292-2110	$64,700	$40,332	$0	-100%
Contracts & Leases	228-8292-2400	$33,000	$24,454	$0	-100%
Maint & Operations/Parts & Sup	228-8292-2450	$5,000	$0	$0	-100%
Utilities - Electric	228-8299-2105	$200	$133	$0	-100%
Utilities-Water	228-8299-2110	$1,300	$864	$0	-100%

Name	Account ID	FY2022 Amended	FY2022 Actuals	FY2023 CM Recommended	FY2022 Amended vs. FY2023 CM Recommended (% Change)
Contracts & Leases	228-8299-2400	$600	$416	$0	-100%
Maint & Operations/Parts & Sup	228-8299-2450	$1,000	$0	$0	-100%
Utilities - Electric	228-8301-2105	$3,000	$0	$0	-100%
Utilities-Water	228-8301-2110	$5,000	$2,934	$0	-100%
Contracts & Leases	228-8301-2400	$7,800	$5,808	$0	-100%
Maint & Operations/Parts & Sup	228-8301-2450	$2,000	$0	$0	-100%
Utilities - Electric	228-8303-2105	$200	$0	$0	-100%
Utilities-Water	228-8303-2110	$200	$0	$0	-100%
Contracts & Leases	228-8303-2400	$350	$205	$0	-100%
Maint & Operations/Parts & Sup	228-8303-2450	$500	$0	$0	-100%
Total Operating Supplies & Services:		**$910,990**	**$596,953**	**$78,600**	**-91.4%**
Internal Service Charges					
It/Computers-Telephone	228-8250-3613	$0	$0	$4,300	N/A
Liability Insurance	228-8250-3616	$19,200	$16,000	$15,500	-19.3%
General Fund Overhead	228-8250-3640	$36,500	$30,420	$42,400	16.2%
City Attorney	228-8265-3612	$14,700	$12,250	$8,300	-43.5%
Vehicle Maint & Repairs	228-8265-3622	$15,600	$13,000	$17,300	10.9%
Total Internal Service Charges:		**$86,000**	**$71,670**	**$87,800**	**2.1%**
Debt Service					
Other Fiscl Fees	228-8262-4250	$280	$165	$0	-100%
Other Fiscl Fees	228-8263-4250	$250	$145	$0	-100%
Other Fiscl Fees	228-8264-4250	$240	$135	$0	-100%
Other Fiscl Fees	228-8265-4250	$840	$612	$0	-100%
Other Fiscl Fees	228-8266-4250	$360	$227	$0	-100%
Other Fiscl Fees	228-8267-4250	$210	$112	$0	-100%

Name	Account ID	FY2022 Amended	FY2022 Actuals	FY2023 CM Recommended	FY2022 Amended vs. FY2023 CM Recommended (% Change)
Other Fiscl Fees	228-8268-4250	$210	$107	$0	-100%
Other Fiscl Fees	228-8269-4250	$260	$152	$0	-100%
Other Fiscl Fees	228-8270-4250	$260	$148	$0	-100%
Other Fiscl Fees	228-8271-4250	$220	$118	$0	-100%
Other Fiscl Fees	228-8272-4250	$350	$221	$0	-100%
Other Fiscl Fees	228-8273-4250	$390	$105	$0	-100%
Other Fiscl Fees	228-8274-4250	$0	$90	$0	N/A
Other Fiscl Fees	228-8276-4250	$270	$158	$0	-100%
Other Fiscl Fees	228-8277-4250	$220	$115	$0	-100%
Other Fiscl Fees	228-8278-4250	$220	$114	$0	-100%
Other Fiscl Fees	228-8279-4250	$210	$113	$0	-100%
Other Fiscl Fees	228-8280-4250	$370	$241	$0	-100%
Other Fiscl Fees	228-8283-4250	$190	$93	$0	-100%
Other Fiscl Fees	228-8284-4250	$190	$90	$0	-100%
Other Fiscl Fees	228-8285-4250	$190	$92	$0	-100%
Other Fiscl Fees	228-8286-4250	$270	$158	$0	-100%
Other Fiscl Fees	228-8287-4250	$270	$157	$0	-100%
Other Fiscl Fees	228-8288-4250	$320	$199	$0	-100%
Other Fiscl Fees	228-8289-4250	$230	$123	$0	-100%
Other Fiscl Fees	228-8290-4250	$200	$101	$0	-100%
Other Fiscl Fees	228-8291-4250	$190	$0	$0	-100%
Other Fiscl Fees	228-8292-4250	$440	$294	$0	-100%
Other Fiscl Fees	228-8297-4250	$190	$89	$0	-100%
Other Fiscl Fees	228-8298-4250	$180	$88	$0	-100%
Other Fiscl Fees	228-8299-4250	$180	$89	$0	-100%

Name	Account ID	FY2022 Amended	FY2022 Actuals	FY2023 CM Recommended	FY2022 Amended vs. FY2023 CM Recommended (% Change)
Other Fiscl Fees	228-8301-4250	$180	$88	$0	-100%
Other Fiscl Fees	228-8303-4250	$180	$88	$0	-100%
Other Fiscl Fees	228-8307-4250	$0	$90	$0	N/A
Total Debt Service:		**$8,560**	**$4,914**	**$0**	**-100%**
Capital Outlay					
Major Machinery And Equipment	228-8265-5400	$26,000	$0	$0	-100%
Total Capital Outlay:		**$26,000**	**$0**	**$0**	**-100%**
Total Post Prop=218 Landscape Fund:		**$1,951,050**	**$1,314,531**	**$1,057,500**	**-45.8%**
Total:		**$4,052,118**	**$2,676,453**	**$3,149,600**	**-22.3%**

Expenditures by Expense Type

2023 Budgeted Expenditures by Expense Type

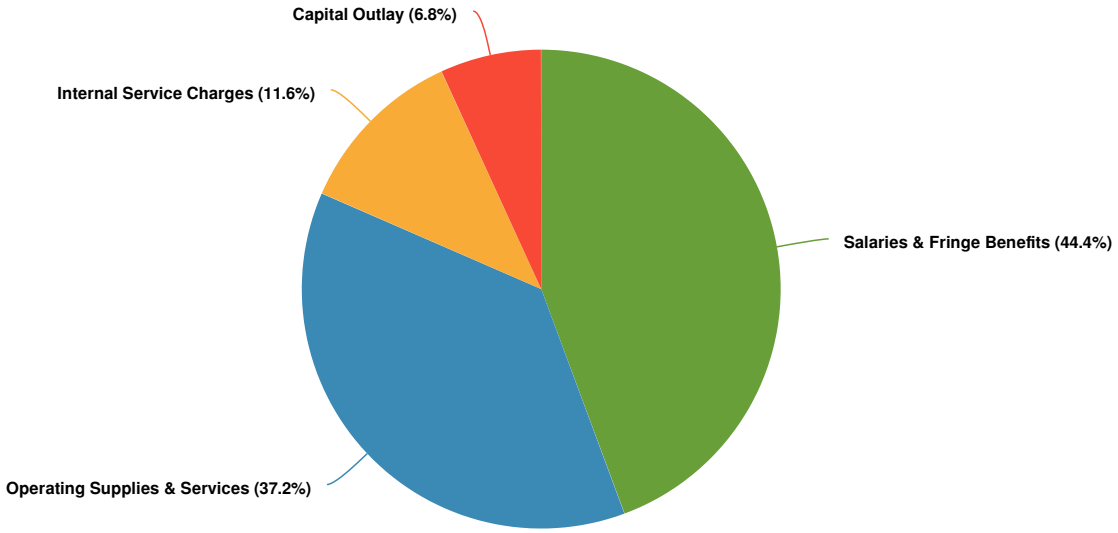

Capital Improvement

The Capital Improvement Program monitors the rehabilitation and development of all new and existing roadways, pavement, and City-owned facilities, including pathways to schools, bike pathways and lanes, roadways and ADA-compliant ramps and sidewalks. Additionally, through collaboration with other City Departments, the Capital Improvement Program is the road map for replacement construction.

PROGRAM OBJECTIVES

- Improve & Maintain QOL by ensuring that city structures are in good repair.
- Support sustained growth by ensuring that consumers and visitors to the city experience accessible roads & sidewalks.
- Maintain the quality of life by ensuring that city facilities/infrastructure, and pathways do not contribute to blight.
- Encourage walking and biking as health benefits by providing continuous pathways and establishing safe pedestrian routes.
- Create safer roadways with traffic calming devices like crosswalks, roadway striping, and traffic signals

Expenditures Summary

The City started program-based budgeting beginning in FY2022. Department budgets were allocated to programs, which is reflected in the budgeted data for FY2022 and FY2023. Historical data for FY2018 to FY2021 is reported at the Department level.

$497,300 **-$79,758**
(-13.82% vs. prior year)

Capital Improvement Proposed and Historical Budget vs. Actual

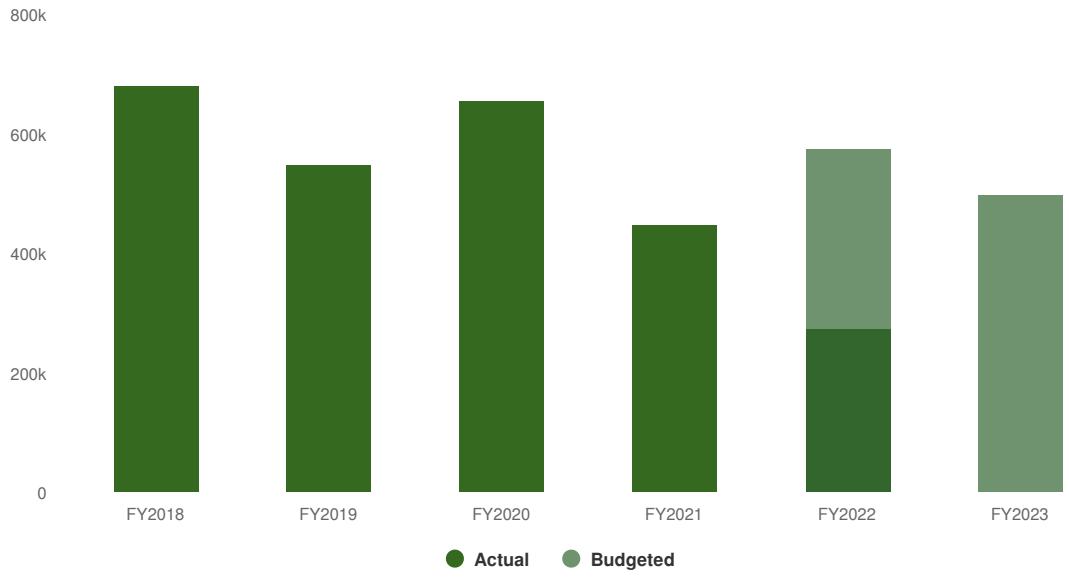

Expenditures by Fund

2023 Expenditures by Fund

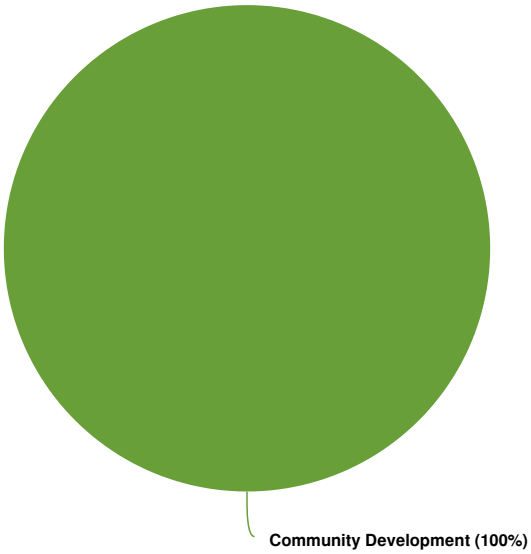

Budgeted and Historical Expenditures by Fund

NOTE: The FY2022 Amended Budget and FY2022 Actuals are as of April 30, 2022.

Name	Account ID	FY2022 Amended	FY2022 Actuals	FY2023 CM Recommended	FY2022 Amended vs. FY2023 CM Recommended (% Change)
Community Development					
Salaries & Fringe Benefits					

Name	Account ID	FY2022 Amended	FY2022 Actuals	FY2023 CM Recommended	FY2022 Amended vs. FY2023 CM Recommended (% Change)
Salaries & Wages	120-4125-1100	$179,300	$47,077	$185,100	3.2%
Salaries Part Time	120-4125-1200	$0	$4,504	$0	N/A
Salaries Overtime	120-4125-1300	$20,000	$0	$0	-100%
Other Fringe Benefits	120-4125-1400	$7,200	$1,955	$7,100	-1.4%
Pers Pension	120-4125-1405	$70,600	$20,726	$66,400	-5.9%
Health Plans	120-4125-1410	$23,800	$8,568	$23,800	0%
Workers Comp Contribution	120-4125-1415	$19,100	$15,920	$11,000	-42.4%
Special Pay	120-4125-1420	$4,850	$1,966	$3,600	-25.8%
Pto + Holiday	120-4125-1425	$19,100	$0	$14,300	-25.1%
Unemployment Benefits	120-4125-1430	$400	$330	$300	-25%
Retiree Medical Premiums	120-4125-1450	$69,900	$58,250	$48,800	-30.2%
Total Salaries & Fringe Benefits:		**$414,250**	**$159,296**	**$360,400**	**-13%**
Operating Supplies & Services					
Telephone/Communications	120-4125-2200	$1,200	$897	$1,200	0%
Advertising And Publications	120-4125-2220	$1,000	$499	$1,000	0%
Office Supplies And Materials	120-4125-2250	$3,000	$1,196	$1,200	-60%
Software Maintenance	120-4125-2265	$7,600	$4,922	$7,600	0%
Training & Education	120-4125-2560	$1,000	$0	$300	-70%
Vehicle Fuel	120-4125-2623	$2,000	$1,660	$2,500	25%
Professional/Specialized Serv	120-4125-2710	$61,108	$33,059	$50,000	-18.2%
Total Operating Supplies & Services:		**$76,908**	**$42,231**	**$63,800**	**-17%**
Internal Service Charges					
City Attorney	120-4125-3612	$15,000	$12,500	$7,700	-48.7%
It/Computers-Telephone	120-4125-3613	$21,800	$18,170	$18,300	-16.1%
Liability Insurance	120-4125-3616	$17,800	$14,830	$15,500	-12.9%

Name	Account ID	FY2022 Amended	FY2022 Actuals	FY2023 CM Recommended	FY2022 Amended vs. FY2023 CM Recommended (% Change)
Vehicle Maint & Repairs	120-4125-3622	$4,700	$3,920	$3,700	-21.3%
Facility Maintenance	120-4125-3680	$26,600	$22,170	$27,900	4.9%
Total Internal Service Charges:		**$85,900**	**$71,590**	**$73,100**	**-14.9%**
Total Community Development:		**$577,058**	**$273,117**	**$497,300**	**-13.8%**

Expenditures by Expense Type

2023 Budgeted Expenditures by Expense Type

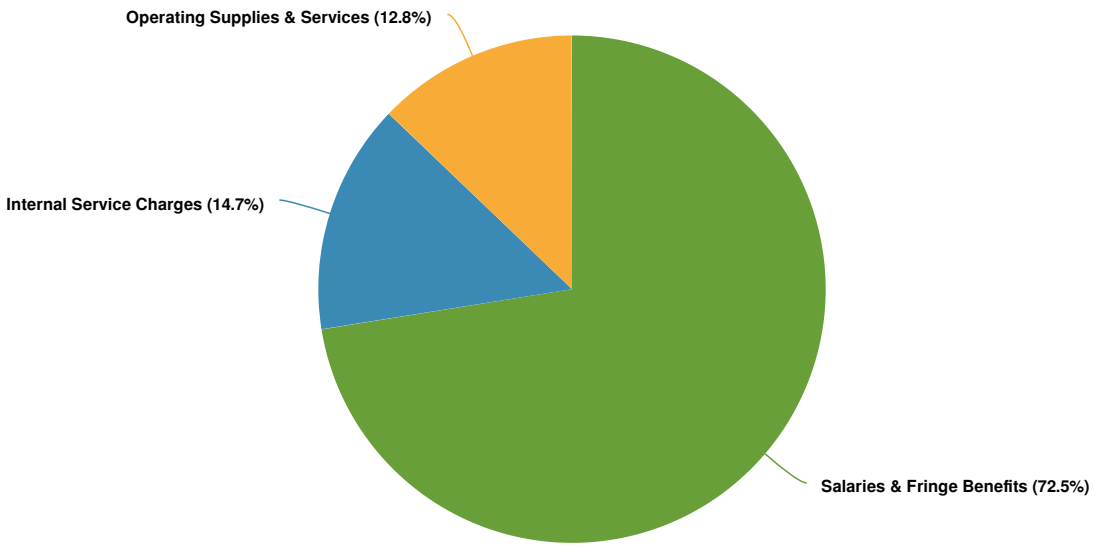

Water

Operate the City wells, pumps and reservoirs in an efficient manner to maximize water production and storage while meeting all potable drinking water standards and reporting requirements.

PROGRAM OBJECTIVES

- Perform daily inspections of pumps and reservoirs to assure production of potable drinking water to meet daily demands.
- Perform routine maintenance on all pumping equipment and apparatus to adequately produce potable drinking water.
- Ensure the City's Supervisory Control and Data Acquisition (SCADA) is functioning properly and has the latest software and licensing.
- Monitor and report all groundwater levels on a monthly basis.
- Record and report all daily, monthly and yearly water production.
- Maintain and report all required documentation to be in compliance with Riverside County Hazardous materials.

Expenditures Summary

The City started program-based budgeting beginning in FY2022. Department budgets were allocated to programs, which is reflected in the budgeted data for FY2022 and FY2023. Historical data for FY2018 to FY2021 is reflected at the Department level.

$11,923,500 **-$1,242,387**
(-9.44% vs. prior year)

Water Proposed and Historical Budget vs. Actual

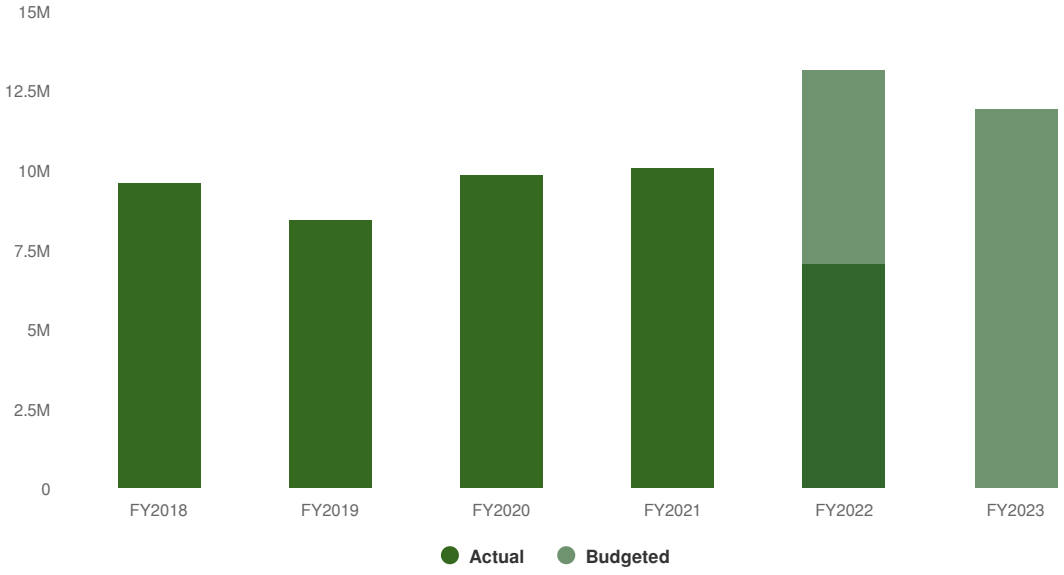

Expenditures by Fund

2023 Expenditures by Fund

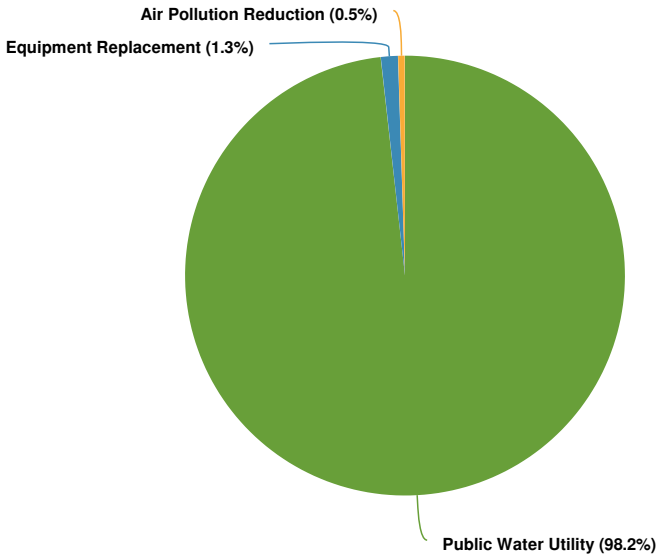

Budgeted and Historical Expenditures by Fund

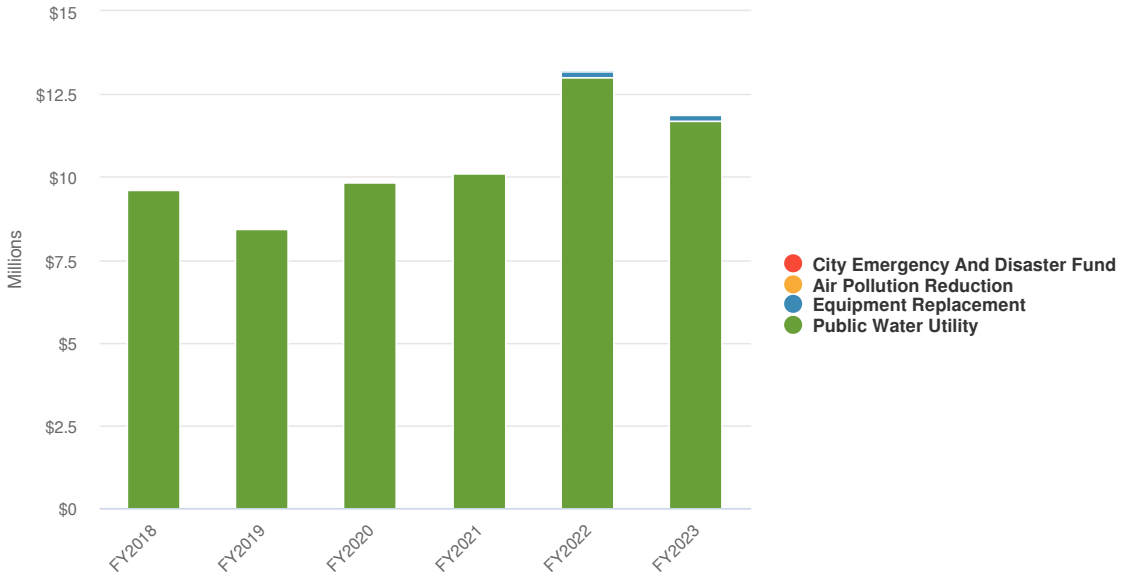

NOTE: The FY2022 Amended Budget and FY2022 Actuals are as of April 30, 2022.

Name	Account ID	FY2022 Amended	FY2022 Actuals	FY2023 CM Recommended	FY2022 Amended vs. FY2023 CM Recommended (% Change)
Air Pollution Reduction					
Capital Outlay					

Name	Account ID	FY2022 Amended	FY2022 Actuals	FY2023 CM Recommended	FY2022 Amended vs. FY2023 CM Recommended (% Change)
Major Machinery And Equipment	224-9000-5400	$0	$0	$60,000	N/A
Total Capital Outlay:		**$0**	**$0**	**$60,000**	**N/A**
Total Air Pollution Reduction:		**$0**	**$0**	**$60,000**	**N/A**
Public Water Utility					
Salaries & Fringe Benefits					
Salaries & Wages	571-9000-1100	$1,702,900	$1,151,547	$1,789,800	5.1%
Salaries Part Time	571-9000-1200	$0	$6,696	$29,400	N/A
Salaries Overtime	571-9000-1300	$85,000	$58,552	$75,400	-11.3%
Comp Time Used	571-9000-1305	$0	$903	$0	N/A
Other Fringe Benefits	571-9000-1400	$54,000	$53,800	$55,400	2.6%
Pers Pension	571-9000-1405	$675,200	$508,231	$650,400	-3.7%
Health Plans	571-9000-1410	$409,300	$248,776	$402,500	-1.7%
Workers Comp Contribution	571-9000-1415	$105,100	$87,580	$102,400	-2.6%
Special Pay	571-9000-1420	$54,150	$31,042	$41,600	-23.2%
Pto + Holiday	571-9000-1425	$99,400	$59,930	$90,300	-9.2%
Unemployment Benefits	571-9000-1430	$2,000	$1,670	$2,000	0%
Retiree Medical Premiums	571-9000-1450	$385,200	$321,000	$454,500	18%
Total Salaries & Fringe Benefits:		**$3,572,250**	**$2,529,727**	**$3,693,700**	**3.4%**
Operating Supplies & Services					
Utilities - Electric	571-9000-2105	$325,000	$227,363	$350,000	7.7%
Telemetry Maintenance	571-9000-2150	$0	$38,510	$0	N/A
Domestic Water	571-9000-2160	$787,500	$754,318	$555,000	-29.5%
Telephone/Communication	571-9000-2200	$18,000	$11,421	$18,300	1.7%
Advertising And Publications	571-9000-2220	$300	$143	$300	0%
Office Supplies And Materials	571-9000-2250	$12,900	$11,259	$13,000	0.8%
Utility Billing Postage	571-9000-2255	$56,000	$42,066	$56,000	0%

Name	Account ID	FY2022 Amended	FY2022 Actuals	FY2023 CM Recommended	FY2022 Amended vs. FY2023 CM Recommended (% Change)
Software Purchases	571-9000-2260	$0	$0	$4,800	N/A
Software Maintenance	571-9000-2265	$67,500	$54,353	$46,100	-31.7%
Computer Hardware Purchases	571-9000-2270	$4,500	$1,000	$7,500	66.7%
Contracts,Leases,Rents,& Taxes	571-9000-2400	$51,984	$25,006	$54,900	5.6%
Ground Water Management	571-9000-2410	$3,193,300	$170,128	$1,956,300	-38.7%
Maint & Operations/Parts & Sup	571-9000-2450	$637,121	$282,925	$547,800	-14%
Training & Education	571-9000-2560	$15,300	$9,882	$11,700	-23.5%
Vehicle Fuel	571-9000-2623	$36,900	$29,923	$51,200	38.8%
Uniforms And Safety Equipment	571-9000-2700	$11,500	$9,439	$9,600	-16.5%
Professional/Specialized Serv	571-9000-2710	$340,214	$283,254	$188,400	-44.6%
Printing Services	571-9000-2714	$7,000	$851	$7,000	0%
Water Testing/Sampling	571-9000-2720	$25,000	$18,877	$35,000	40%
Conservation	571-9000-2810	$0	$0	$250,000	N/A
Small Tools	571-9000-2850	$5,000	$4,207	$5,000	0%
Total Operating Supplies & Services:		**$5,595,019**	**$1,974,923**	**$4,167,900**	**-25.5%**
Internal Service Charges					
Equipment Replacement	571-9000-3600	$119,200	$99,330	$122,000	2.3%
City Attorney	571-9000-3612	$170,100	$141,750	$97,200	-42.9%
It/Computers-Telephones	571-9000-3613	$109,200	$91,000	$87,300	-20.1%
Liability Insurance	571-9000-3616	$206,300	$171,920	$198,900	-3.6%
Vehicle Maint & Repairs	571-9000-3622	$134,200	$111,830	$141,300	5.3%
General Fund Overhead	571-9000-3640	$639,000	$532,500	$672,900	5.3%
Utility Building Rental Fee	571-9000-3647	$609,400	$507,830	$627,700	3%
Utility Land Rental Fee	571-9000-3648	$990,100	$825,080	$1,012,200	2.2%
Facility Maintenance	571-9000-3680	$116,400	$97,000	$122,400	5.2%

Name	Account ID	FY2022 Amended	FY2022 Actuals	FY2023 CM Recommended	FY2022 Amended vs. FY2023 CM Recommended (% Change)
Total Internal Service Charges:		**$3,093,900**	**$2,578,240**	**$3,081,900**	**-0.4%**
Transfers Out					
Depreciation Expense	571-9000-9990	$750,000	$0	$770,000	2.7%
Total Transfers Out:		**$750,000**	**$0**	**$770,000**	**2.7%**
Total Public Water Utility:		**$13,011,169**	**$7,082,890**	**$11,713,500**	**-10%**
Equipment Replacement					
Capital Outlay					
Major Machinery And Equipment	380-9000-5400	$154,718	$0	$150,000	-3%
Total Capital Outlay:		**$154,718**	**$0**	**$150,000**	**-3%**
Total Equipment Replacement:		**$154,718**	**$0**	**$150,000**	**-3%**
Total:		**$13,165,887**	**$7,082,890**	**$11,923,500**	**-9.4%**

Expenditures by Expense Type

2023 Budgeted Expenditures by Expense Type

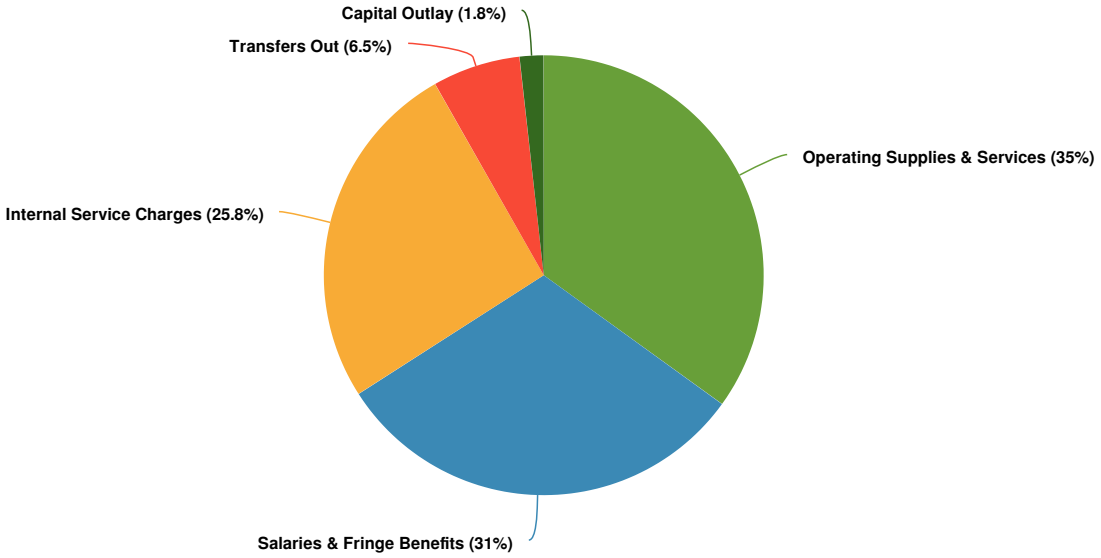

Facilities Maintenance

Facilities Maintenance includes janitorial services, minor renovation and remodels, and other support for the City's 56 buildings. City facilities include City Hall (26,388 SF), the Library (49,320 SF), four fire stations (34,699 SF), the police station (57,343 SF), and the Simpson Center (20,422 SF).

PROGRAM OBJECTIVES

- Perform annual minor repaint of interior and exterior areas of the City's buildings in order to maintain a positive and attractive environment.
- Maintain and service a variety of heating, air conditioning and ventilation systems on a routine basis, with filter change out every 90 days.
- Respond within four hours to calls for sewer backups within City buildings and coordinate responses.
- Oversee janitorial services in all buildings operated by the City at least twice a week.
- Implement various energy conservation efforts as identified within the Centrica Audit, including the replacement of the Library's chillers and heaters using ARPA funding.

Expenditures Summary

The City started program-based budgeting beginning in FY2022. Department budgets were allocated to programs, which is reflected in the budgeted data for FY2022 and FY2023. Historical data for FY2018 to FY2021 is reflected at the Department level.

$1,890,900 **-$4,401**
(-0.23% vs. prior year)

Facilities Maintenance Proposed and Historical Budget vs. Actual

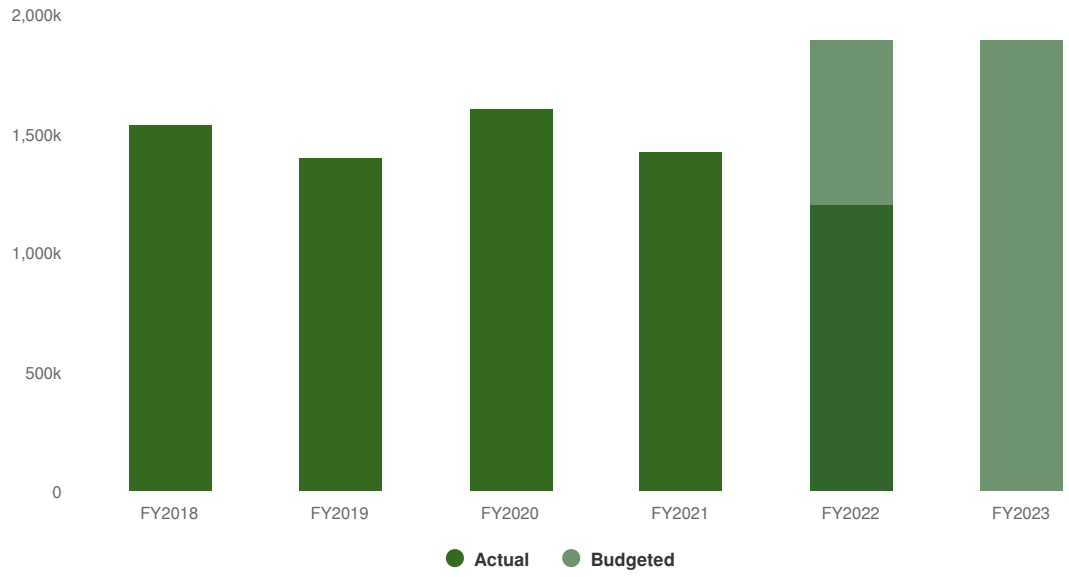

Expenditures by Fund

2023 Expenditures by Fund

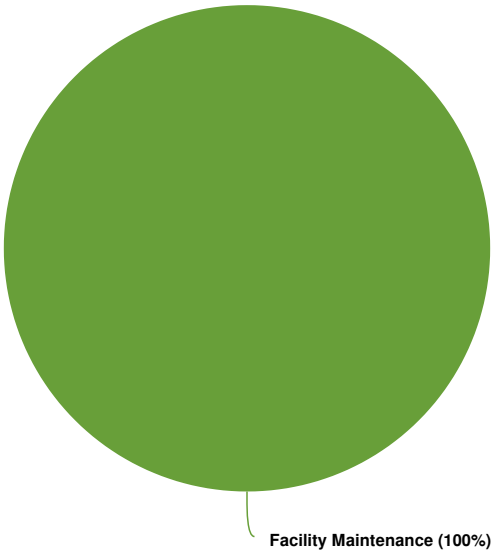

Budgeted and Historical Expenditures by Fund

NOTE: The FY2022 Amended Budget and FY2022 Actuals are as of April 30, 2022.

Name	Account ID	FY2022 Amended	FY2022 Actuals	FY2023 CM Recommended	FY2022 Amended vs. FY2023 CM Recommended (% Change)
Facility Maintenance					
Salaries & Fringe Benefits					

Name	Account ID	FY2022 Amended	FY2022 Actuals	FY2023 CM Recommended	FY2022 Amended vs. FY2023 CM Recommended (% Change)
Salaries & Wages	685-4560-1100	$183,600	$71,443	$298,400	62.5%
Salaries Overtime	685-4560-1300	$18,500	$4,490	$5,800	-68.6%
Comp Time Used	685-4560-1305	$0	$241	$0	N/A
Other Fringe Benefits	685-4560-1400	$6,800	$3,179	$10,100	48.5%
Pers Pension	685-4560-1405	$72,600	$31,590	$107,400	47.9%
Health Plans	685-4560-1410	$40,700	$15,676	$60,300	48.2%
Workers Comp Contribution	685-4560-1415	$17,600	$14,670	$10,100	-42.6%
Special Pay	685-4560-1420	$4,650	$2,160	$6,100	31.2%
Pto + Holiday	685-4560-1425	$11,200	$10,009	$14,900	33%
Unemployment Benefits	685-4560-1430	$400	$330	$300	-25%
Retiree Medical Premiums	685-4560-1450	$64,600	$53,830	$44,900	-30.5%
Total Salaries & Fringe Benefits:		**$420,650**	**$207,616**	**$558,300**	**32.7%**
Operating Supplies & Services					
Utilities	685-4560-2100	$0	-$148	$0	N/A
Utilities - Electric	685-4560-2105	$456,500	$394,676	$560,500	22.8%
Utilities-Water	685-4560-2110	$72,000	$54,674	$79,200	10%
Utilities- Gas	685-4560-2115	$36,000	$28,645	$39,600	10%
Telephone/Communication	685-4560-2200	$4,400	$3,239	$4,400	0%
Advertising And Publications	685-4560-2220	$0	$22	$0	N/A
Office Supplies And Materials	685-4560-2250	$1,000	$2,014	$1,000	0%
Software Maintenance	685-4560-2265	$18,500	$8,682	$12,400	-33%
Contracts,Leases,Rents,& Taxes	685-4560-2400	$290,900	$214,418	$307,100	5.6%
Maint & Operations/Parts & Sup	685-4560-2450	$74,800	$55,309	$167,000	123.3%
Building Maintenance/Repairs	685-4560-2460	$90,000	$64,476	$60,000	-33.3%
Training & Education	685-4560-2560	$1,900	$1,483	$4,000	110.5%

Name	Account ID	FY2022 Amended	FY2022 Actuals	FY2023 CM Recommended	FY2022 Amended vs. FY2023 CM Recommended (% Change)
Vehicle Fuel	685-4560-2623	$9,100	$8,152	$14,000	53.8%
Uniforms And Safety Equipment	685-4560-2700	$1,800	$1,200	$2,000	11.1%
Professional/Specialized Serv	685-4560-2710	$0	$9	$0	N/A
Small Tools	685-4560-2850	$800	$265	$800	0%
Total Operating Supplies & Services:		**$1,057,700**	**$837,116**	**$1,252,000**	**18.4%**
Internal Service Charges					
Equipment Replacement	685-4560-3600	$10,300	$8,580	$5,200	-49.5%
City Attorney	685-4560-3612	$41,800	$34,830	$22,800	-45.5%
It/Computers-Telephones	685-4560-3613	$83,000	$69,170	$6,200	-92.5%
Liability Insurance	685-4560-3616	$50,400	$42,000	$46,400	-7.9%
Total Internal Service Charges:		**$185,500**	**$154,580**	**$80,600**	**-56.5%**
Capital Outlay					
Major Machinery And Equipment	685-4560-5400	$231,451	$0	$0	-100%
Total Capital Outlay:		**$231,451**	**$0**	**$0**	**-100%**
Total Facility Maintenance:		**$1,895,301**	**$1,199,313**	**$1,890,900**	**-0.2%**

Expenditures by Expense Type

2023 Budgeted Expenditures by Expense Type

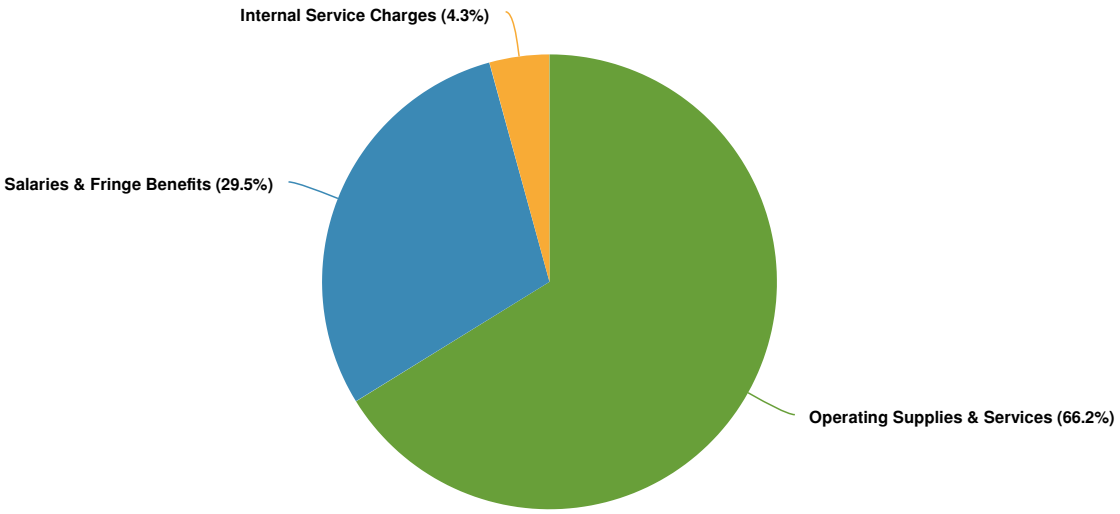

Fleet Maintenance

Fleet Maintenance is responsible for the maintenance and repair of the City's rolling stock, including light duty vehicles, heavy duty vehicles, police vehicles and fire apparatus and vehicles. The division performs approximately 1,600 repairs and maintenance activities on light vehicles and 300 repairs on heavy duty vehicles in a one-year period

PROGRAM OBJECTIVES

- Perform preventive and restorative maintenance on all vehicles based on mileage and use.
- Continue to develop vehicle replacement plans which are based on 10-years/100,000-mile service life cycle on each light duty vehicle while integrating alternative fueled and electric vehicles into the existing fleet operation.
- Handle all smog certifications for all rolling stock.
- Coordinate the regulatory compliance program for AQMD and BAR, as well as other state and local agencies.

Expenditures Summary

The City started program-based budgeting beginning in FY2022. Department budgets were allocated to programs, which is reflected in the budgeted data for FY2022 and FY2023. Historical data for FY2018 to FY2021 is reported at the Department level.

$1,652,300 **$118,800**
(7.75% vs. prior year)

Fleet Maintenance Proposed and Historical Budget vs. Actual

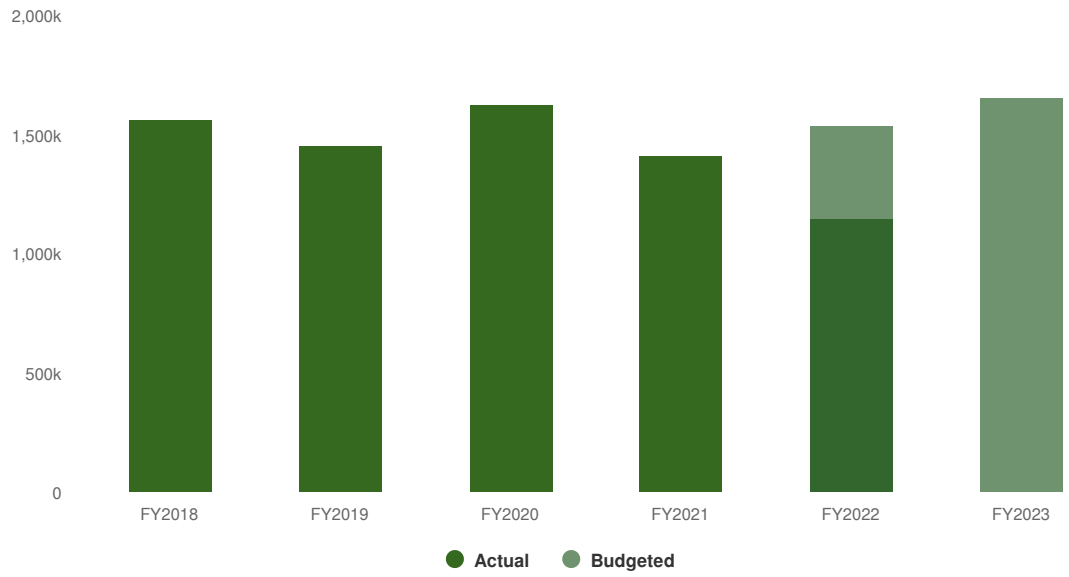

Expenditures by Fund

2023 Expenditures by Fund

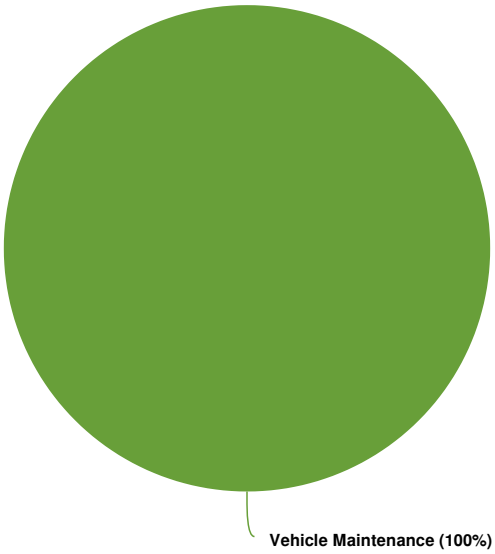

Budgeted and Historical Expenditures by Fund

NOTE: The FY2022 Amended Budget and FY2022 Actuals are as of April 30, 2022.

Name	Account ID	FY2022 Amended	FY2022 Actuals	FY2023 CM Recommended	FY2022 Amended vs. FY2023 CM Recommended (% Change)
Vehicle Maintenance					
Salaries & Fringe Benefits					

Name	Account ID	FY2022 Amended	FY2022 Actuals	FY2023 CM Recommended	FY2022 Amended vs. FY2023 CM Recommended (% Change)
Salaries & Wages	684-4550-1100	$326,500	$253,227	$353,500	8.3%
Salaries Overtime	684-4550-1300	$13,000	$6,565	$9,800	-24.6%
Other Fringe Benefits	684-4550-1400	$10,000	$10,622	$19,600	96%
Pers Pension	684-4550-1405	$129,100	$110,796	$126,000	-2.4%
Health Plans	684-4550-1410	$74,300	$54,086	$74,300	0%
Workers Comp Contribution	684-4550-1415	$24,800	$20,670	$19,700	-20.6%
Special Pay	684-4550-1420	$6,200	$1,474	$6,900	11.3%
Pto + Holiday	684-4550-1425	$15,600	$9,658	$15,600	0%
Unemployment Benefits	684-4550-1430	$400	$330	$400	0%
Retiree Medical Premiums	684-4550-1450	$90,800	$75,670	$87,300	-3.9%
Total Salaries & Fringe Benefits:		**$690,700**	**$543,097**	**$713,100**	**3.2%**
Operating Supplies & Services					
Telephone/Communication	684-4550-2200	$900	$801	$1,300	44.4%
Office Supplies And Materials	684-4550-2250	$500	$97	$1,000	100%
Software Maintenance	684-4550-2265	$1,000	$509	$12,400	1,140%
Vehicle Supplies & Maintenance	684-4550-2350	$530,800	$348,267	$587,100	10.6%
Contracts & Leases	684-4550-2400	$1,200	$733	$3,400	183.3%
Training & Education	684-4550-2560	$2,200	$0	$4,300	95.5%
Vehicle Fuel	684-4550-2623	$4,200	$3,536	$6,300	50%
Uniforms And Safety Equipment	684-4550-2700	$4,500	$3,420	$5,000	11.1%
Professional/Specialized Serv	684-4550-2710	$4,500	$2,282	$4,500	0%
Small Tools	684-4550-2850	$5,700	$5,209	$5,700	0%
Total Operating Supplies & Services:		**$555,500**	**$364,854**	**$631,000**	**13.6%**
Internal Service Charges					
City Attorney	684-4550-3612	$31,800	$26,500	$17,700	-44.3%

Name	Account ID	FY2022 Amended	FY2022 Actuals	FY2023 CM Recommended	FY2022 Amended vs. FY2023 CM Recommended (% Change)
It/Computers-Telephones	684-4550-3613	$0	$0	$3,700	N/A
Liability Insurance	684-4550-3616	$38,200	$31,830	$36,000	-5.8%
Facility Maintenance	684-4550-3680	$217,300	$181,080	$250,800	15.4%
Total Internal Service Charges:		**$287,300**	**$239,410**	**$308,200**	**7.3%**
Total Vehicle Maintenance:		**$1,533,500**	**$1,147,361**	**$1,652,300**	**7.7%**

Expenditures by Expense Type

2023 Budgeted Expenditures by Expense Type

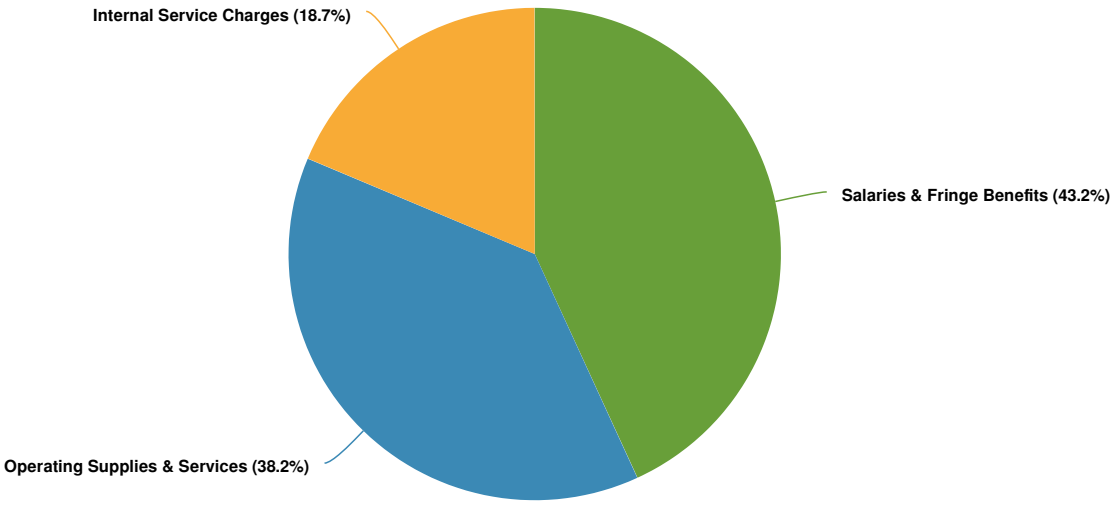

Inspections

The Inspections Program conducts compliance checks to ensure that all residential, commercial, and private right-of-way projects are completed in accordance to State, County, and local standards of safety.

PROGRAM OBJECTIVES

- Inspect residential developments to ensure that homebuyers have quality housing.
- Inspect commercial developments to ensure that businesses are safe.
- Facilitate development process to ensure that Hemet is an attractive destination for businesses.

Expenditures Summary

The City started program-based budgeting beginning in FY2022. Department budgets were allocated to programs, which is reflected in the budgeted data for FY2022 and FY2023. Historical data for FY2018 to FY2021 is reflected at the Department level.

$286,900 **$93,800**
(48.58% vs. prior year)

Inspections Proposed and Historical Budget vs. Actual

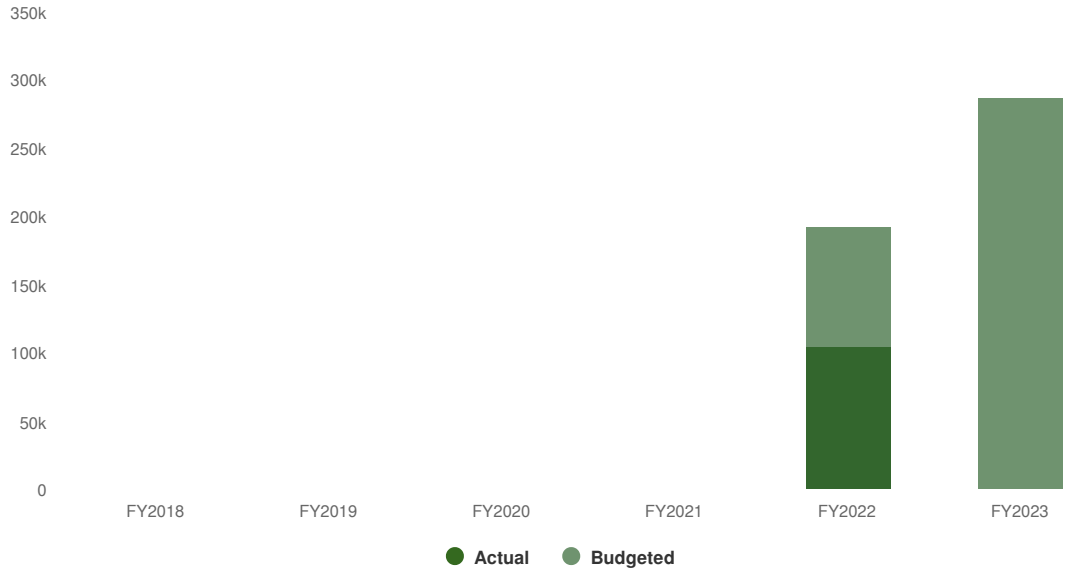

Expenditures by Fund

2023 Expenditures by Fund

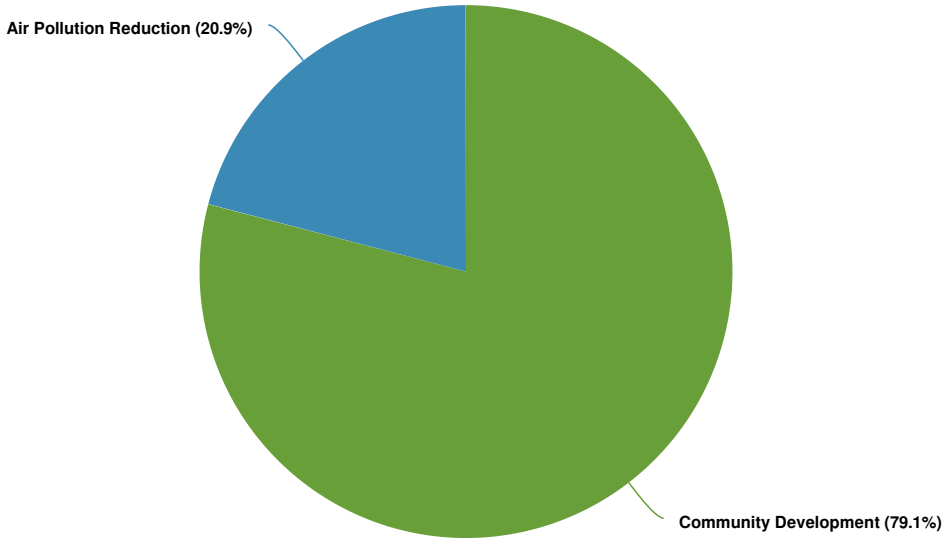

Budgeted and Historical Expenditures by Fund

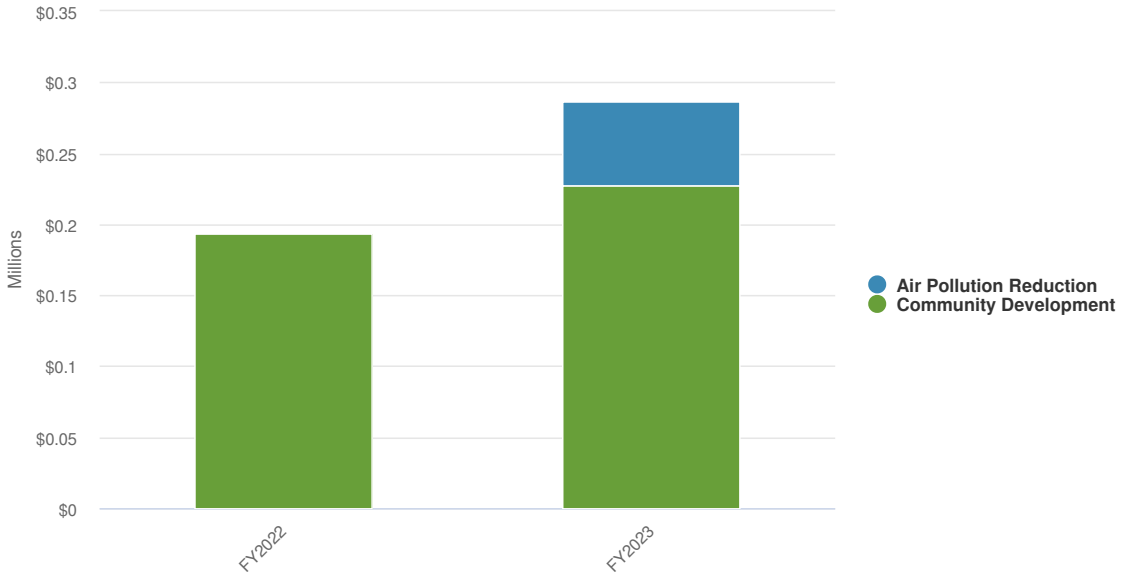

NOTE: The FY2022 Amended Budget and FY2022 Actuals are as of April 30, 2022.

Name	Account ID	FY2022 Amended	FY2022 Actuals	FY2023 CM Recommended	FY2022 Amended vs. FY2023 CM Recommended (% Change)
Community Development					
Salaries & Fringe Benefits					

Name	Account ID	FY2022 Amended	FY2022 Actuals	FY2023 CM Recommended	FY2022 Amended vs. FY2023 CM Recommended (% Change)
Salaries & Wages	120-4102-1100	$106,900	$56,344	$105,800	-1%
Salaries Overtime	120-4102-1300	$0	$3,858	$2,500	N/A
Comp Time Used	120-4102-1305	$0	$1,574	$0	N/A
Other Fringe Benefits	120-4102-1400	$2,600	$1,986	$2,400	-7.7%
Pers Pension	120-4102-1405	$42,500	$25,595	$38,200	-10.1%
Health Plans	120-4102-1410	$21,400	$13,883	$21,400	0%
Workers Comp Contribution	120-4102-1415	$0	$0	$6,400	N/A
Special Pay	120-4102-1420	$2,300	$730	$1,400	-39.1%
Pto + Holiday	120-4102-1425	$3,700	$0	$4,100	10.8%
Retiree Medical Premiums	120-4102-1450	$0	$0	$28,300	N/A
Total Salaries & Fringe Benefits:		**$179,400**	**$103,970**	**$210,500**	**17.3%**
Operating Supplies & Services					
Office Supplies And Materials	120-4102-2250	$2,000	$0	$2,000	0%
Training & Education	120-4102-2560	$1,000	$0	$300	-70%
Uniforms And Safety Equipment	120-4102-2700	$200	$198	$3,600	1,700%
Professional/Specialized Serv	120-4102-2710	$10,000	$0	$10,000	0%
Small Tools	120-4102-2850	$500	$0	$500	0%
Total Operating Supplies & Services:		**$13,700**	**$198**	**$16,400**	**19.7%**
Total Community Development:		**$193,100**	**$104,168**	**$226,900**	**17.5%**
Air Pollution Reduction					
Capital Outlay					
Major Machinery And Equipment	224-4102-5400	$0	$0	$60,000	N/A
Total Capital Outlay:		**$0**	**$0**	**$60,000**	**N/A**
Total Air Pollution Reduction:		**$0**	**$0**	**$60,000**	**N/A**
Total:		**$193,100**	**$104,168**	**$286,900**	**48.6%**

Expenditures by Expense Type

2023 Budgeted Expenditures by Expense Type

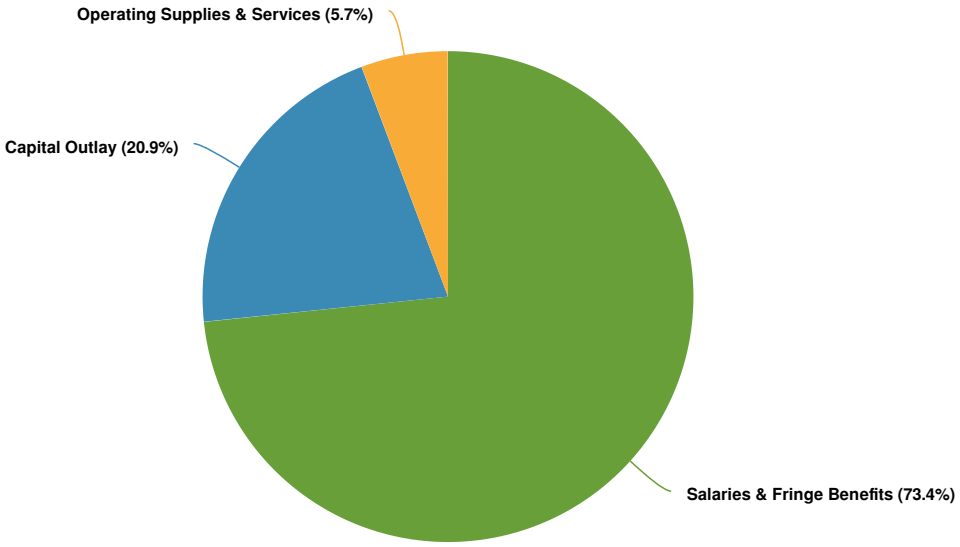

Development

The Development Program facilitates residential and commercial development by reviewing and approving plans for projects including new homes, retail businesses, restaurants, and other private developments.

PROGRAM OBJECTIVES

- Review and approve plan checks for development proposals by businesses and builders interested in coming to the City.
- Complete development review to ensure that proposed developments conform with City standards.

Expenditures Summary

The City started program-based budgeting beginning in FY2022. Department budgets were allocated to programs, which is reflected in the budgeted data for FY2022 and FY2023. Historical data for FY2018 to FY2021 is reflected at the Department level.

$1,005,900 **$27,407**
(2.80% vs. prior year)

Development Proposed and Historical Budget vs. Actual

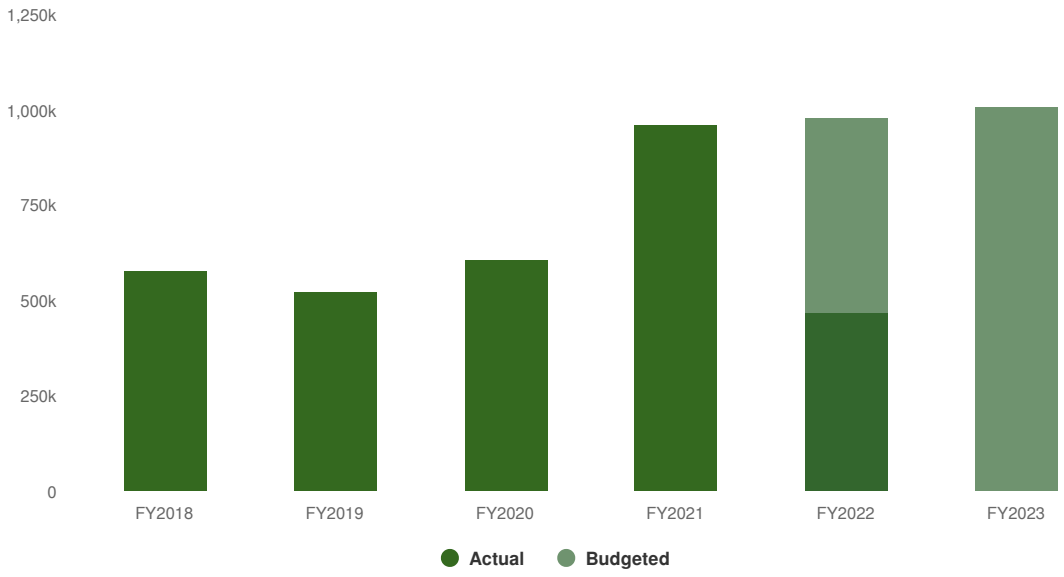

Expenditures by Fund

2023 Expenditures by Fund

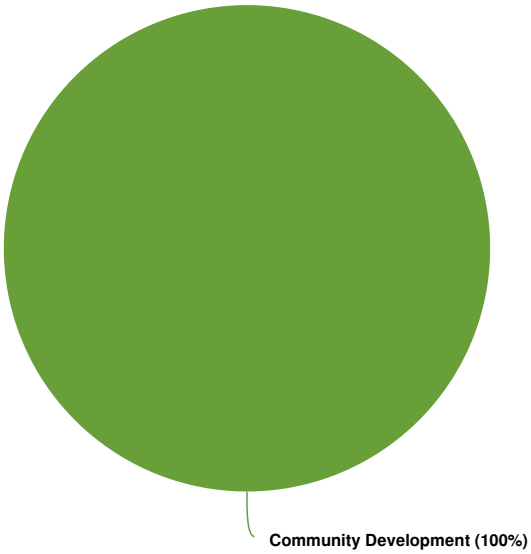

Budgeted and Historical Expenditures by Fund

NOTE: The FY2022 Amended Budget and FY2022 Actuals are as of April 30, 2022.

Name	Account ID	FY2022 Amended	FY2022 Actuals	FY2023 CM Recommended	FY2022 Amended vs. FY2023 CM Recommended (% Change)
Community Development					
Salaries & Fringe Benefits					

Name	Account ID	FY2022 Amended	FY2022 Actuals	FY2023 CM Recommended	FY2022 Amended vs. FY2023 CM Recommended (% Change)
Salaries & Wages	120-4100-1100	$84,500	$20,078	$163,200	93.1%
Salaries Part Time	120-4100-1200	$0	$4,504	$0	N/A
Other Fringe Benefits	120-4100-1400	$3,700	$1,084	$7,100	91.9%
Pers Pension	120-4100-1405	$33,100	$8,692	$60,500	82.8%
Health Plans	120-4100-1410	$9,500	$3,749	$21,700	128.4%
Workers Comp Contribution	120-4100-1415	$16,700	$13,920	$5,200	-68.9%
Special Pay	120-4100-1420	$3,650	$1,380	$2,900	-20.5%
Pto + Holiday	120-4100-1425	$13,100	$0	$14,100	7.6%
Unemployment Benefits	120-4100-1430	$300	$250	$300	0%
Retiree Medical Premiums	120-4100-1450	$61,200	$51,000	$23,000	-62.4%
Total Salaries & Fringe Benefits:		**$225,750**	**$104,658**	**$298,000**	**32%**
Operating Supplies & Services					
Telephone/Communications	120-4100-2200	$1,200	$887	$1,500	25%
Advertising And Publications	120-4100-2220	$1,500	$261	$800	-46.7%
Office Supplies And Materials	120-4100-2250	$1,000	$534	$7,000	600%
Software Maintenance	120-4100-2265	$3,300	$3,083	$3,300	0%
Computer Hardware Purchases	120-4100-2270	$500	$0	$300	-40%
Contracts & Leases	120-4100-2400	$6,500	$3,371	$6,500	0%
Training & Education	120-4100-2560	$1,000	$0	$300	-70%
Contract Insp/Plan Check Serv	120-4100-2610	$0	$0	$550,000	N/A
Professional/Specialized Serv	120-4100-2710	$638,243	$271,396	$50,000	-92.2%
Printing Services	120-4100-2714	$600	$0	$300	-50%
Total Operating Supplies & Services:		**$653,843**	**$279,532**	**$620,000**	**-5.2%**
Internal Service Charges					
City Attorney	120-4100-3612	$18,400	$15,330	$12,200	-33.7%

Name	Account ID	FY2022 Amended	FY2022 Actuals	FY2023 CM Recommended	FY2022 Amended vs. FY2023 CM Recommended (% Change)
It/Computers-Telephones	120-4100-3613	$26,200	$21,830	$18,300	-30.2%
Liability Insurance	120-4100-3616	$23,000	$19,170	$25,800	12.2%
Vehicle Maint & Repairs	120-4100-3622	$4,700	$3,920	$3,700	-21.3%
Facility Maintenance	120-4100-3680	$26,600	$22,170	$27,900	4.9%
Total Internal Service Charges:		**$98,900**	**$82,420**	**$87,900**	**-11.1%**
Total Community Development:		**$978,493**	**$466,609**	**$1,005,900**	**2.8%**

Expenditures by Expense Type

2023 Budgeted Expenditures by Expense Type

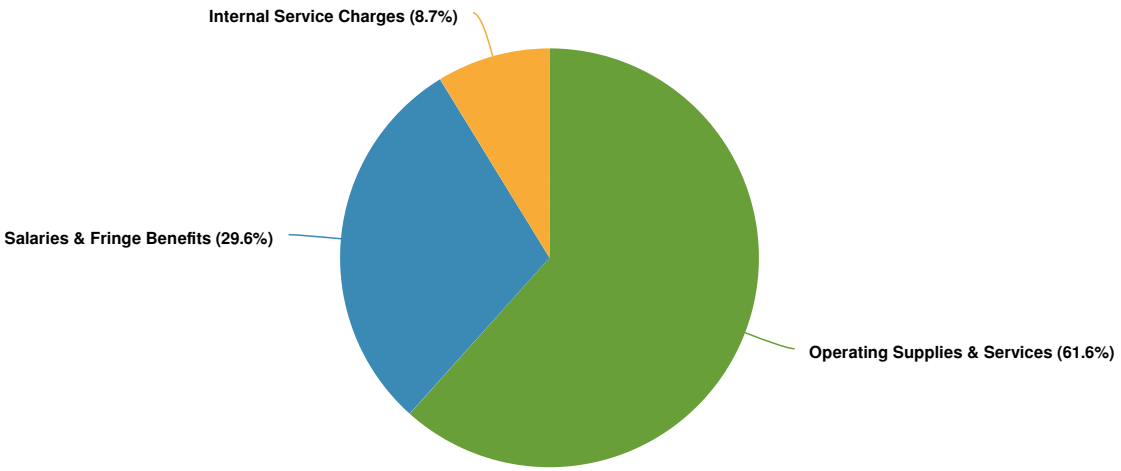

Parks

The Parks Program performs the necessary maintenance and rehabilitation activities necessary to maintain the City's 8 developed parks totally (620.78 acres), including Weston (4 acres), Gibbel (11 acres), Simpson (483.48 acres), Mary Henley (16 acres), Spencer Park (.50), Brubaker (60 acres), Cawston Park (3 acres). This includes inspecting and maintaining playground equipment, trimming park trees, performing mowing and landscaping activities, and renovating play fields as necessary.

PROGRAM OBJECTIVES

- Maintain and update an accurate annual maintenance schedule for all parks, including tasks to be performed annually, monthly and weekly and annual renovation of at least 2 parks.
- Complete a survey of all park trees and ensure Cartegraph is up-to-date with accurate species and location.
- Complete the first and second years of the tree trimming cycle using a combination of City crews and specialized tree trimming contractors. Target complete trimming of 3,500 trees during FY22-23.
- Perform monthly playground equipment inspections and make repairs as necessary.
- Implement various management elements of the Brubaker Park Baseball complex as may be approved, including development of field maintenance and upgrades through the third-party management contractor. Work efforts include identification of Capital Improvement Program upgrades to the complex that may enhance or improve the usage and operation of the complex.
- Perform annual turf revitalization, consisting of aeration, fertilization and reseeding of all play fields.

Expenditures Summary

The City started program-based budgeting beginning in FY2022. Department budgets were allocated to programs, which is reflected in the budgeted data for FY2022 and FY2023. Historical data for FY2018 to FY2021 is reflected at the Department level.

$1,096,500 **-$20,630**
(-1.85% vs. prior year)

Parks Proposed and Historical Budget vs. Actual

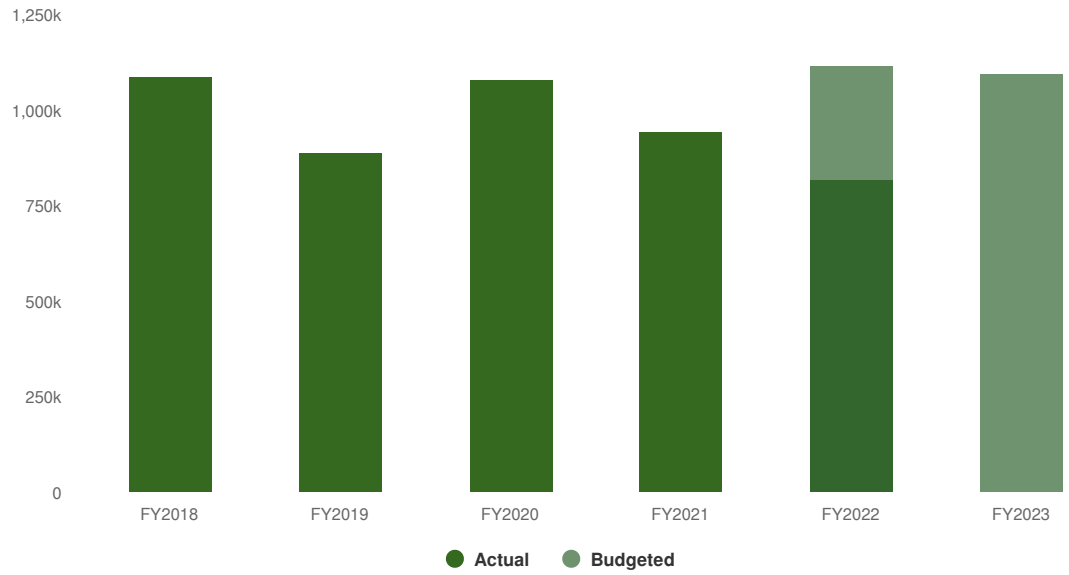

Expenditures by Fund

2023 Expenditures by Fund

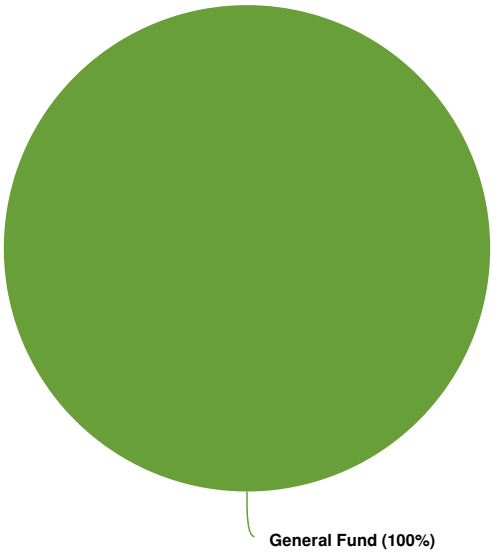

Budgeted and Historical Expenditures by Fund

NOTE: The FY2022 Amended Budget and FY2022 Actuals are as of April 30, 2022.

Name	Account ID	FY2022 Amended	FY2022 Actuals	FY2023 CM Recommended	FY2022 Amended vs. FY2023 CM Recommended (% Change)
General Fund					
Salaries & Fringe Benefits					

Name	Account ID	FY2022 Amended	FY2022 Actuals	FY2023 CM Recommended	FY2022 Amended vs. FY2023 CM Recommended (% Change)
Salaries & Wages	110-4250-1100	$187,700	$133,827	$216,500	15.3%
Salaries Part Time	110-4250-1200	$0	$17,101	$0	N/A
Salaries Overtime	110-4250-1300	$7,000	$6,955	$9,700	38.6%
Comp Time Used	110-4250-1305	$0	$66	$0	N/A
Other Fringe Benefits	110-4250-1400	$5,800	$6,326	$6,100	5.2%
Pers Pension	110-4250-1405	$74,100	$57,559	$78,500	5.9%
Health Plans	110-4250-1410	$45,400	$28,396	$51,600	13.7%
Workers Comp Contribution	110-4250-1415	$17,100	$14,250	$11,300	-33.9%
Special Pay	110-4250-1420	$4,350	$1,673	$3,600	-17.2%
Pto + Holiday	110-4250-1425	$11,700	$5,332	$11,100	-5.1%
Unemployment Benefits	110-4250-1430	$400	$330	$300	-25%
Retiree Medical Premiums	110-4250-1450	$62,900	$52,420	$50,100	-20.3%
Total Salaries & Fringe Benefits:		**$416,450**	**$324,235**	**$438,800**	**5.4%**
Operating Supplies & Services					
Utilities - Electric	110-4250-2105	$14,000	$8,009	$15,400	10%
Utilities-Water	110-4250-2110	$234,500	$217,334	$258,000	10%
Telephone/Communications	110-4250-2200	$1,100	$999	$1,500	36.4%
Office Supplies And Materials	110-4250-2250	$200	$263	$400	100%
Software Maintenance	110-4250-2265	$12,500	$11,420	$12,400	-0.8%
Contracts,Leases,Rents,& Taxes	110-4250-2400	$113,500	$59,740	$104,600	-7.8%
Maint & Operations/Parts & Sup	110-4250-2450	$98,000	$46,631	$65,000	-33.7%
Training & Education	110-4250-2560	$500	$340	$4,200	740%
Vehicle Fuel	110-4250-2623	$9,700	$17,099	$16,900	74.2%
Uniforms And Safety Equipment	110-4250-2700	$3,200	$1,935	$3,500	9.4%
Ca Beverage Container Recycle	110-4250-2801	$31,438	$2,525	$0	-100%

Name	Account ID	FY2022 Amended	FY2022 Actuals	FY2023 CM Recommended	FY2022 Amended vs. FY2023 CM Recommended (% Change)
Small Tools	110-4250-2850	$3,000	$1,875	$3,900	30%
Total Operating Supplies & Services:		**$521,638**	**$368,169**	**$485,800**	**-6.9%**
Internal Service Charges					
Equipment Replacement	110-4250-3600	$0	$0	$20,200	N/A
City Attorney	110-4250-3612	$26,000	$21,670	$13,600	-47.7%
It/Computers-Telephones	110-4250-3613	$13,100	$10,920	$15,300	16.8%
Liability Insurance	110-4250-3616	$31,400	$26,170	$27,500	-12.4%
Vehicle Maint & Repairs	110-4250-3622	$51,600	$43,000	$62,700	21.5%
Facility Maintenance	110-4250-3680	$28,200	$23,500	$32,600	15.6%
Total Internal Service Charges:		**$150,300**	**$125,260**	**$171,900**	**14.4%**
Capital Outlay					
Major Machinery And Equipment	110-4250-5400	$28,742	$0	$0	-100%
Total Capital Outlay:		**$28,742**	**$0**	**$0**	**-100%**
Total General Fund:		**$1,117,130**	**$817,664**	**$1,096,500**	**-1.8%**

Expenditures by Expense Type

2023 Budgeted Expenditures by Expense Type

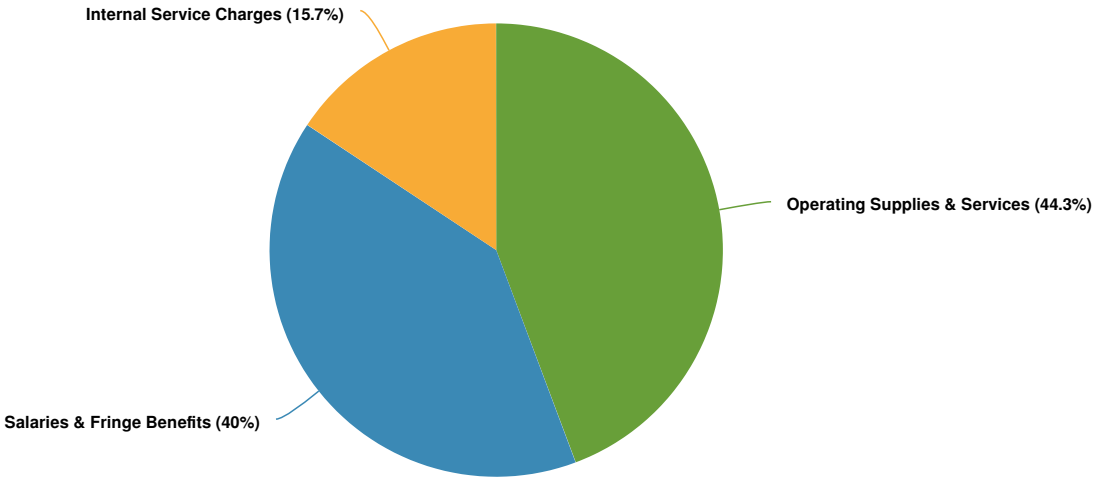

Permits

The Permit Program facilitates and oversees projects that impact or occur in the public right of way, including sidewalks, parking lots, streets, driveways, and movement of large equipment to and through the City, as well as permitting for private development work by contractors.

PROGRAM OBJECTIVES

- Issue encroachment permits according to City standards.
- Issue transportation permits to move oversize loads safely through City streets.
- Issue permits for development work/improvements throughout the City.

Expenditures Summary

The City started program-based budgeting beginning in FY2022. Department budgets were allocated to programs, which is reflected in the budgeted data for FY2022 and FY2023. Historical data for FY2018 to FY2021 is reflected at the Department level.

$220,900 **$70,900**
(47.27% vs. prior year)

Permits Proposed and Historical Budget vs. Actual

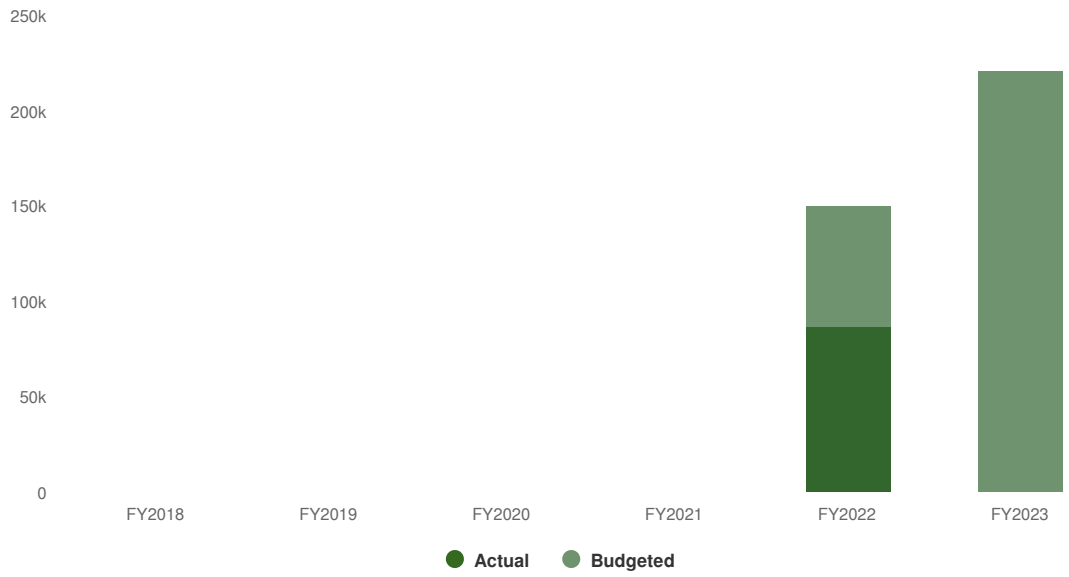

Expenditures by Fund

2023 Expenditures by Fund

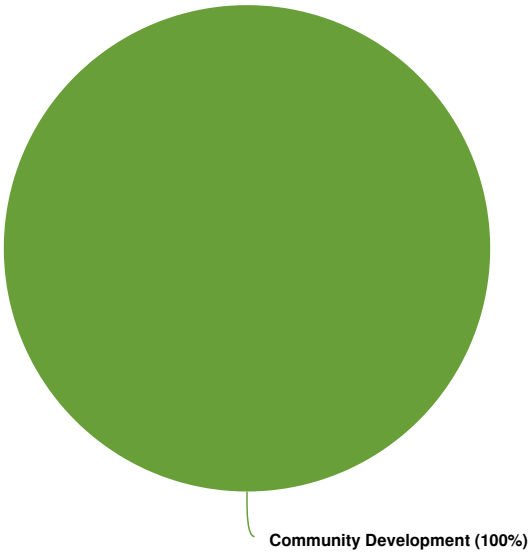

Budgeted and Historical Expenditures by Fund

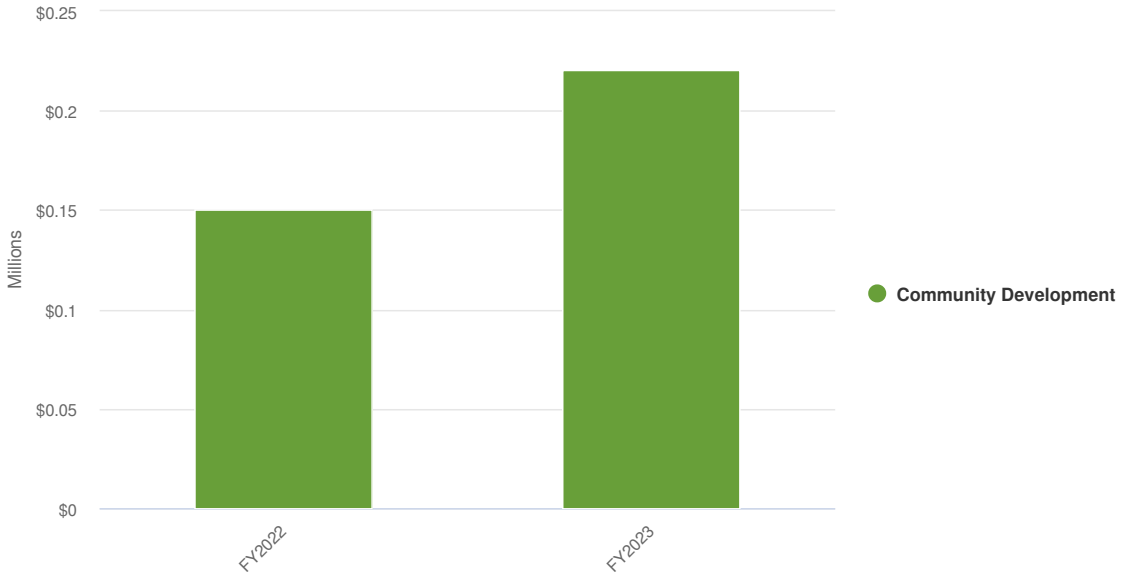

NOTE: The FY2022 Amended Budget and FY2022 Actuals are as of April 30, 2022.

Name	Account ID	FY2022 Amended	FY2022 Actuals	FY2023 CM Recommended	FY2022 Amended vs. FY2023 CM Recommended (% Change)
Community Development					
Salaries & Fringe Benefits					

Name	Account ID	FY2022 Amended	FY2022 Actuals	FY2023 CM Recommended	FY2022 Amended vs. FY2023 CM Recommended (% Change)
Salaries & Wages	120-4101-1100	$54,200	$44,776	$72,200	33.2%
Other Fringe Benefits	120-4101-1400	$1,300	$1,549	$3,100	138.5%
Pers Pension	120-4101-1405	$21,300	$19,550	$25,700	20.7%
Health Plans	120-4101-1410	$14,300	$10,710	$14,300	0%
Workers Comp Contribution	120-4101-1415	$0	$0	$3,300	N/A
Special Pay	120-4101-1420	$5,600	$5,000	$3,000	-46.4%
Pto + Holiday	120-4101-1425	$1,900	$0	$4,300	126.3%
Retiree Medical Premiums	120-4101-1450	$0	$0	$14,900	N/A
Total Salaries & Fringe Benefits:		**$98,600**	**$81,586**	**$140,800**	**42.8%**
Operating Supplies & Services					
Office Supplies And Materials	120-4101-2250	$400	$58	$200	-50%
Software Purchases	120-4101-2260	$0	$0	$23,900	N/A
Software Maintenance	120-4101-2265	$0	$0	$5,500	N/A
Training & Education	120-4101-2560	$1,000	$0	$500	-50%
Professional/Specialized Serv	120-4101-2710	$50,000	$4,593	$50,000	0%
Total Operating Supplies & Services:		**$51,400**	**$4,651**	**$80,100**	**55.8%**
Total Community Development:		**$150,000**	**$86,237**	**$220,900**	**47.3%**

Expenditures by Expense Type

2023 Budgeted Expenditures by Expense Type

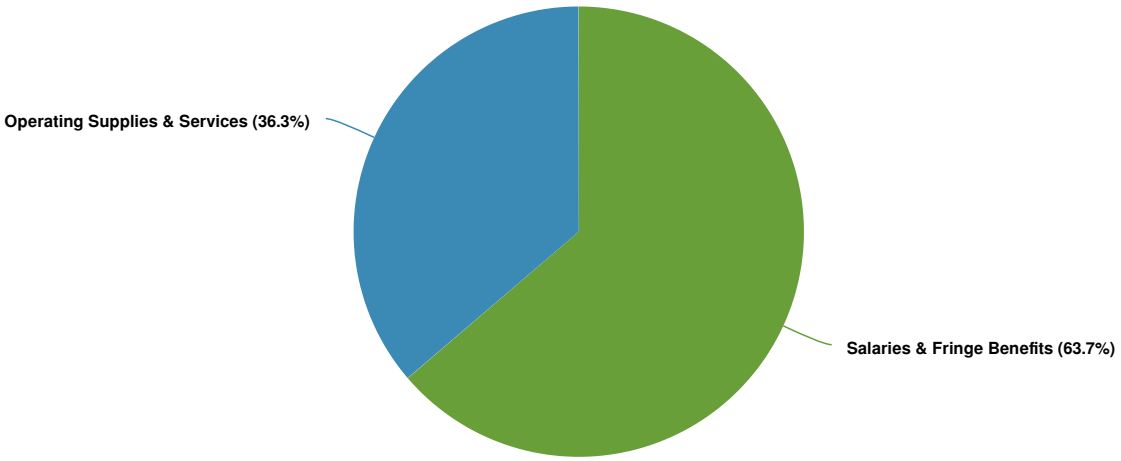

Sewer

Maintain and operate a sewer collection system that meets all State and Federal regulations, while ensuring that public health and the environment are protected while minimizing Sanitary Sewer Overflows (SSO) from the public system.

PROGRAM OBJECTIVES

- Ensure that the sewer collection system is adequately inspected and cleaned, using both video surveillance and jet-rodding to eliminate potential blockages. The current system consists of 140 miles or 739,000 linear feet of lines in a variety of pipe dimensions and 1,812 manholes.
- Maintain and update the Sanitary Sewer Management Plan, including amendments and audits as necessary, and submit said reports to the State Water Resources Control Board in a timely manner.
- Respond to calls for SSOs within two hours from the initial report, complete timely response and submit reports to the State Database in the timeline appropriate to the size of the SSO.
- As included in the Water and Sewer Master Plan and the FY2021-26 CIP Update, we continue to implement $6.5 million in sewer line replacement and repairs

Expenditures Summary

The City started program-based budgeting beginning in FY2022. Department budgets were allocated to programs, which is reflected in the budgeted data for FY2022 and FY2023. Historical data for FY2018 to FY2021 is reflected at the Department level.

$1,552,300 **-$339,391**
(-17.94% vs. prior year)

Sewer Proposed and Historical Budget vs. Actual

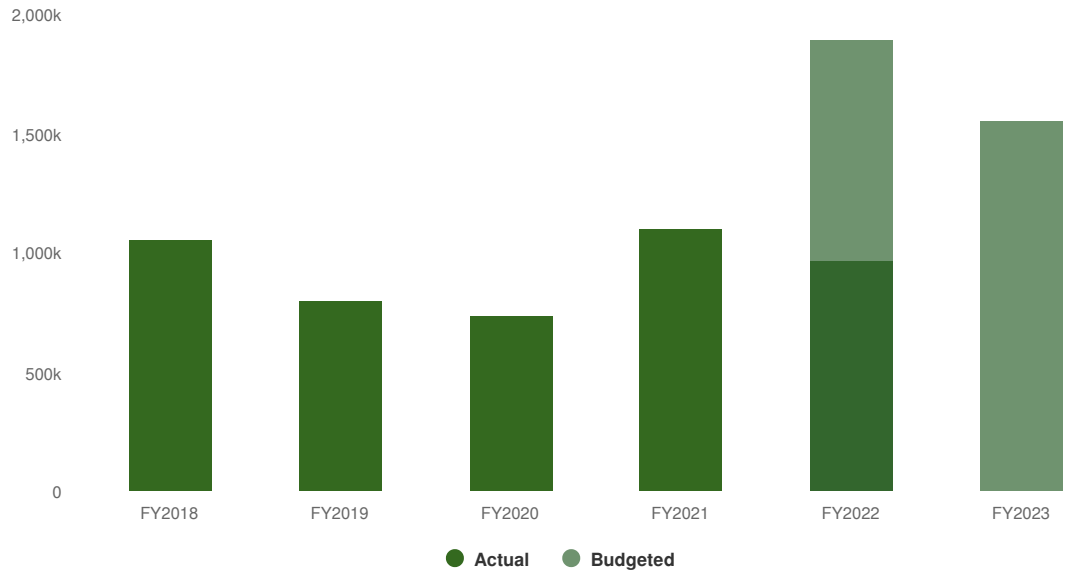

Expenditures by Fund

2023 Expenditures by Fund

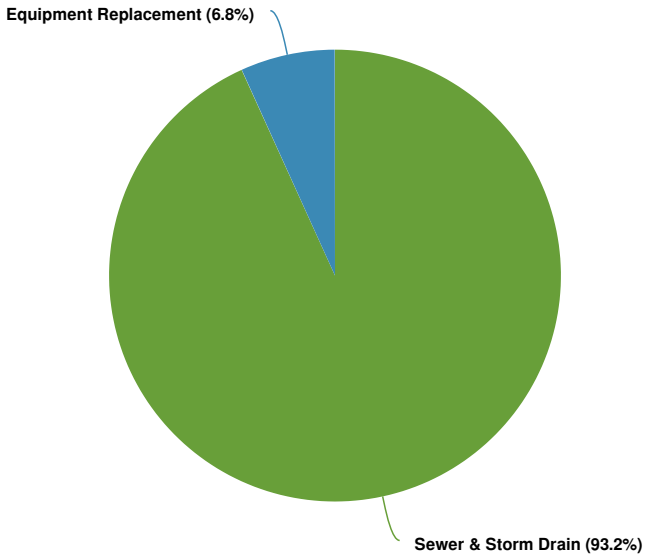

NOTE: The FY2022 Amended Budget and FY2022 Actuals are as of April 30, 2022.

Budgeted and Historical Expenditures by Fund

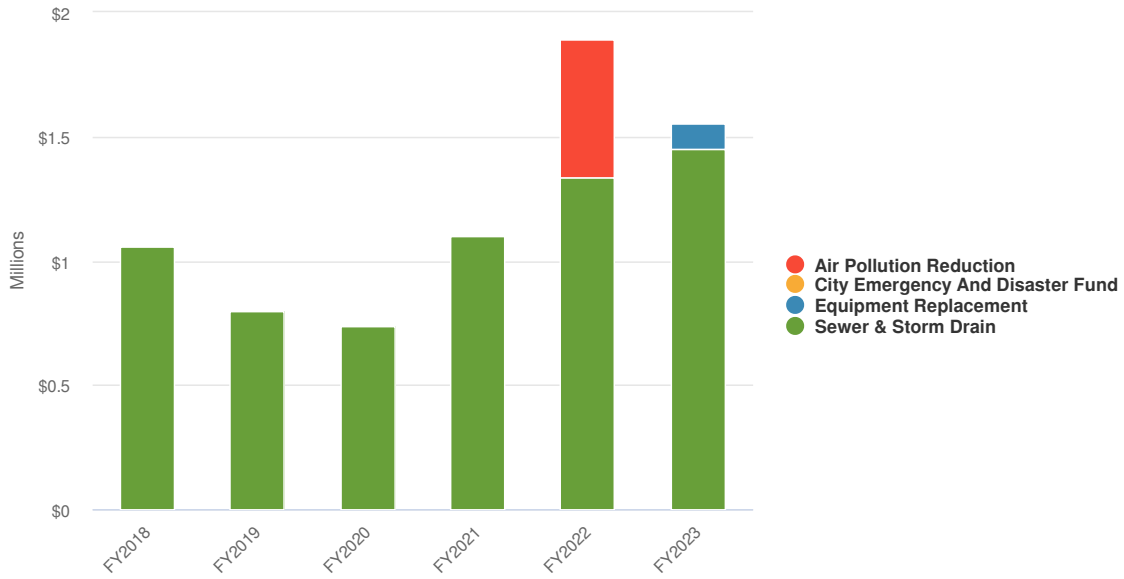

NOTE: The FY2022 Amended Budget and FY2022 Actuals are as of April 30, 2022.

Name	Account ID	FY2022 Amended	FY2022 Actuals	FY2023 CM Recommended	FY2022 Amended vs. FY2023 CM Recommended (% Change)
Air Pollution Reduction					

Name	Account ID	FY2022 Amended	FY2022 Actuals	FY2023 CM Recommended	FY2022 Amended vs. FY2023 CM Recommended (% Change)
Capital Outlay					
Major Machinery And Equipment	224-4600-5400	$557,291	$0	$0	-100%
Total Capital Outlay:		**$557,291**	**$0**	**$0**	**-100%**
Total Air Pollution Reduction:		**$557,291**	**$0**	**$0**	**-100%**
Sewer & Storm Drain					
Salaries & Fringe Benefits					
Salaries & Wages	254-4600-1100	$414,600	$290,886	$480,600	15.9%
Salaries Part Time	254-4600-1200	$0	$901	$6,300	N/A
Salaries Overtime	254-4600-1300	$7,200	$743	$2,500	-65.3%
Comp Time Used	254-4600-1305	$0	$210	$0	N/A
Other Fringe Benefits	254-4600-1400	$13,400	$12,268	$14,400	7.5%
Pers Pension	254-4600-1405	$165,200	$129,197	$175,300	6.1%
Health Plans	254-4600-1410	$94,200	$63,328	$105,000	11.5%
Workers Comp Contribution	254-4600-1415	$23,500	$19,580	$23,700	0.9%
Special Pay	254-4600-1420	$12,600	$6,208	$12,000	-4.8%
Pto + Holiday	254-4600-1425	$26,300	$12,954	$26,200	-0.4%
Unemployment Benefits	254-4600-1430	$500	$420	$400	-20%
Retiree Medical Premiums	254-4600-1450	$86,200	$71,830	$105,100	21.9%
Total Salaries & Fringe Benefits:		**$843,700**	**$608,525**	**$951,500**	**12.8%**
Operating Supplies & Services					
Telephone/Communications	254-4600-2200	$2,600	$1,322	$2,600	0%
Advertising And Publications	254-4600-2220	$300	$0	$300	0%
Office Supplies And Materials	254-4600-2250	$6,400	$3,702	$6,500	1.6%
Utility Billing Postage	254-4600-2255	$22,000	$10,383	$22,000	0%
Software Maintenance	254-4600-2265	$34,600	$31,837	$30,100	-13%
Contracts,Leases,Rents,& Taxes	254-4600-2400	$4,700	$2,028	$6,900	46.8%

Name	Account ID	FY2022 Amended	FY2022 Actuals	FY2023 CM Recommended	FY2022 Amended vs. FY2023 CM Recommended (% Change)
Maint & Operations/Parts & Sup	254-4600-2450	$24,000	$9,284	$24,000	0%
Training & Education	254-4600-2560	$7,500	$1,839	$6,300	-16%
Vehicle Fuel	254-4600-2623	$6,500	$9,378	$10,400	60%
Uniforms And Safety Equipment	254-4600-2700	$3,000	$2,413	$3,300	10%
Professional/Specialized Serv	254-4600-2710	$38,300	$6,012	$43,300	13.1%
Small Tools	254-4600-2850	$500	$0	$500	0%
Total Operating Supplies & Services:		**$150,400**	**$78,198**	**$156,200**	**3.9%**
Internal Service Charges					
Equipment Replacement	254-4600-3600	$108,900	$90,750	$111,200	2.1%
City Attorney	254-4600-3612	$26,000	$21,670	$13,200	-49.2%
It/Computers-Telephones	254-4600-3613	$0	$0	$6,800	N/A
Liability Insurance	254-4600-3616	$31,400	$26,170	$26,800	-14.6%
Vehicle Maint & Repairs	254-4600-3622	$48,300	$40,250	$57,100	18.2%
General Fund Overhead	254-4600-3640	$81,700	$68,080	$85,400	4.5%
Utility Building Rental Fee	254-4600-3647	$24,300	$20,250	$25,000	2.9%
Utility Land Rental Fee	254-4600-3648	$2,500	$2,080	$2,500	0%
Facility Maintenance	254-4600-3680	$17,200	$14,330	$11,600	-32.6%
Total Internal Service Charges:		**$340,300**	**$283,580**	**$339,600**	**-0.2%**
Total Sewer & Storm Drain:		**$1,334,400**	**$970,303**	**$1,447,300**	**8.5%**
Equipment Replacement					
Capital Outlay					
Major Machinery And Equipment	380-4600-5400	$0	$0	$105,000	N/A
Total Capital Outlay:		**$0**	**$0**	**$105,000**	**N/A**
Total Equipment Replacement:		**$0**	**$0**	**$105,000**	**N/A**
Total:		**$1,891,691**	**$970,303**	**$1,552,300**	**-17.9%**

Expenditures by Expense Type

2023 Budgeted Expenditures by Expense Type

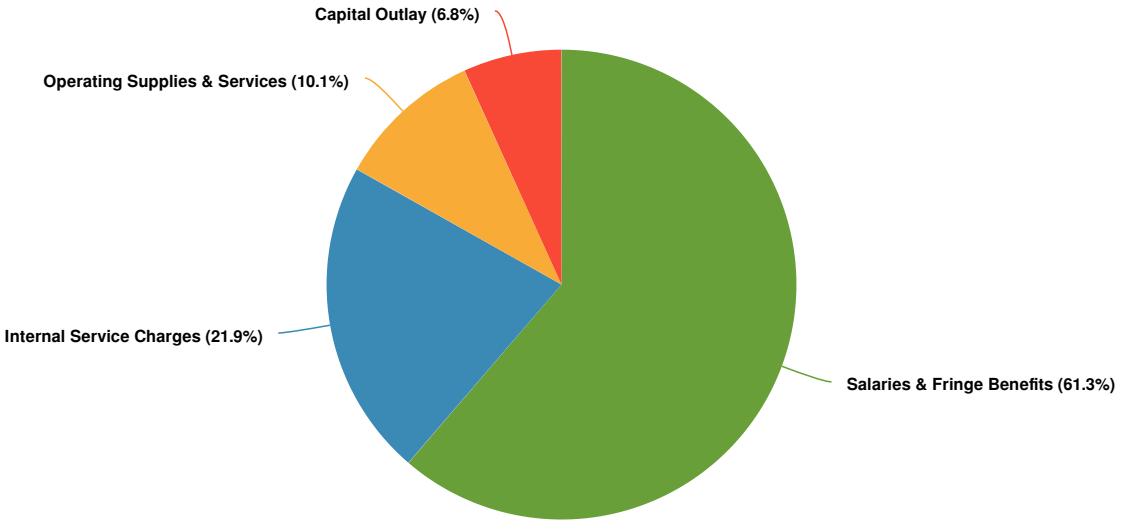

Storm Drain

The Storm Drain program consists of the cleaning, maintenance, operation and regulatory compliance with the various aspects of the National Pollutant Discharge Elimination System (NPDES) as set forth in the Riverside County Municipal Separate Storm Sewer System (MS4) permit as well as other Statewide issued permits including Industrial Facilities covered under the Industrial General Permit and construction sites covered under the Statewide Construction General Permit.

PROGRAM OBJECTIVES

- Conduct required inspections of the City's 295 commercial and 23 industrial facilities on a frequency as mandated by the MS4 Permit, and Best Management Practices/Post Construction facilities installed in new developments through a Water Quality Management Plan (WQMP).
- Inspect and maintain all catch basin inlets, all open channels, all Cityoperated basins, and ongoing construction sites as needed and in conformance with State mandates.
- Review, prepare, update and maintain all required documents such as the Local Implementation Plan, the City's Ordinances as it relates to NPDES program compliance, and prepare the annual reports as required.
- Actively engage in the development of the proposed Tri-County Regional MS4/NPDES Permit with Riverside County, San Bernardino County and Orange County, and if successfully adopted by the Santa Ana Regional Water Quality Control Board in 2022/2023, begin implementation of new program elements in cooperation with Riverside County Flood Control and Water Conservation District and other permitees.

Expenditures Summary

The City started program-based budgeting beginning in FY2022. Department budgets were allocated to programs, which is reflected in the budgeted data for FY2022 and FY2023. Historical data for FY2018 to FY2021 is reflected at the Department level.

$1,775,600 **-$324,652**
(-15.46% vs. prior year)

Storm Drain Proposed and Historical Budget vs. Actual

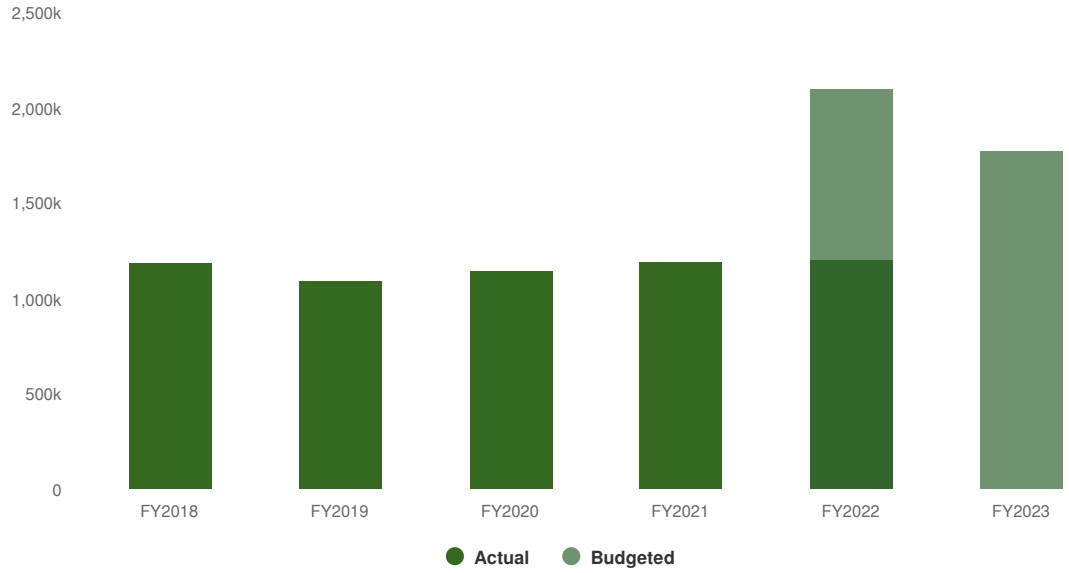

Expenditures by Fund

2023 Expenditures by Fund

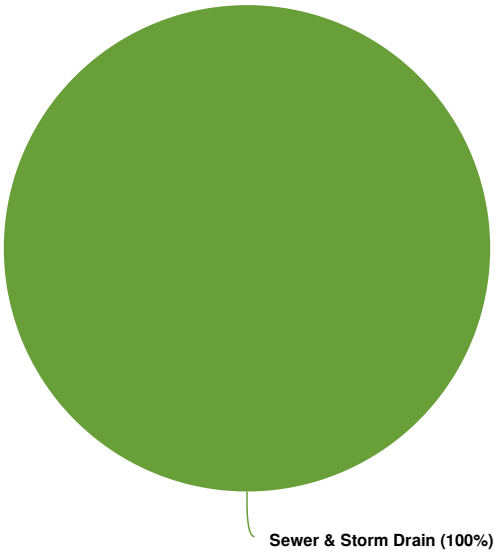

Budgeted and Historical Expenditures by Fund

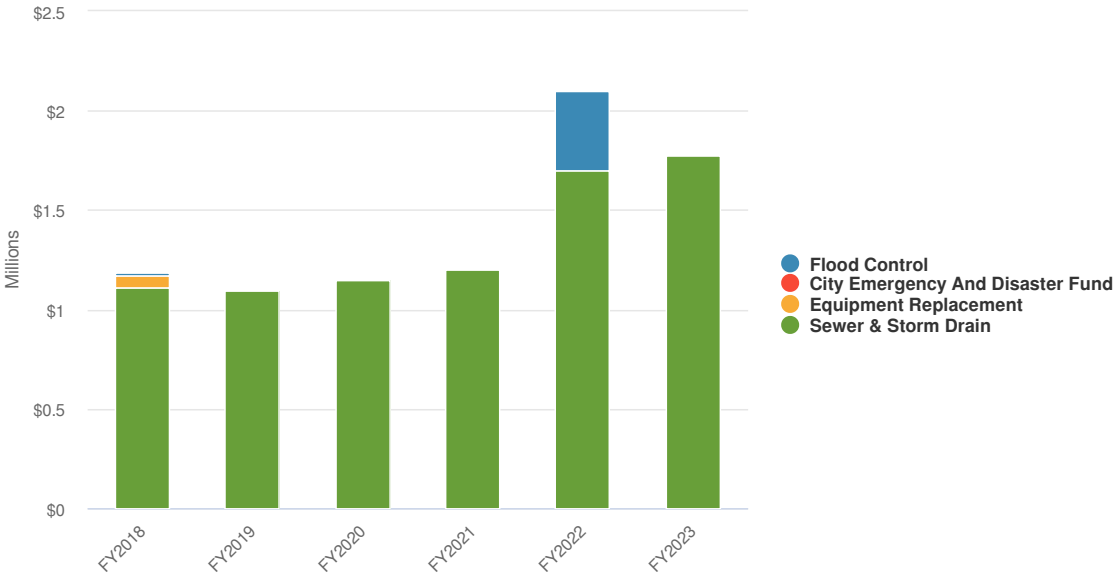

NOTE: The FY2022 Amended Budget and FY2022 Actuals are as of April 30, 2022.

Name	Account ID	FY2022 Amended	FY2022 Actuals	FY2023 CM Recommended	FY2022 Amended vs. FY2023 CM Recommended (% Change)
Sewer & Storm Drain					
Salaries & Fringe Benefits					

Name	Account ID	FY2022 Amended	FY2022 Actuals	FY2023 CM Recommended	FY2022 Amended vs. FY2023 CM Recommended (% Change)
Salaries & Wages	254-4650-1100	$483,000	$351,745	$488,500	1.1%
Salaries Part Time	254-4650-1200	$0	$392	$6,300	N/A
Salaries Overtime	254-4650-1300	$5,000	$8,514	$10,100	102%
Other Fringe Benefits	254-4650-1400	$14,400	$15,391	$14,500	0.7%
Pers Pension	254-4650-1405	$191,200	$154,001	$177,400	-7.2%
Health Plans	254-4650-1410	$129,800	$84,048	$126,600	-2.5%
Workers Comp Contribution	254-4650-1415	$25,100	$20,920	$29,300	16.7%
Special Pay	254-4650-1420	$14,100	$9,057	$11,800	-16.3%
Pto + Holiday	254-4650-1425	$22,800	$11,375	$21,400	-6.1%
Unemployment Benefits	254-4650-1430	$500	$420	$500	0%
Retiree Medical Premiums	254-4650-1450	$91,800	$76,500	$130,000	41.6%
Total Salaries & Fringe Benefits:		**$977,700**	**$732,361**	**$1,016,400**	**4%**
Operating Supplies & Services					
Utilities - Electric	254-4650-2105	$3,200	$2,837	$3,500	9.4%
Utilities-Water	254-4650-2110	$126,000	$113,385	$178,400	41.6%
Telephone/Communications	254-4650-2200	$4,300	$1,876	$4,300	0%
Advertising And Publications	254-4650-2220	$100	$0	$1,400	1,300%
Office Supplies And Materials	254-4650-2250	$2,200	$3,434	$2,500	13.6%
Utility Billing Postage	254-4650-2255	$22,000	$10,383	$22,000	0%
Software Maintenance	254-4650-2265	$30,800	$16,910	$30,000	-2.6%
Contracts,Leases,Rents,& Taxes	254-4650-2400	$115,000	$113,020	$184,100	60.1%
Maint & Operations/Parts & Sup	254-4650-2450	$35,000	$29,314	$36,500	4.3%
Training & Education	254-4650-2560	$2,400	$1,195	$6,100	154.2%
Vehicle Fuel	254-4650-2623	$4,800	$2,404	$6,500	35.4%
Uniforms And Safety Equipment	254-4650-2700	$4,800	$2,674	$5,300	10.4%

Name	Account ID	FY2022 Amended	FY2022 Actuals	FY2023 CM Recommended	FY2022 Amended vs. FY2023 CM Recommended (% Change)
Professional/Specialized Serv	254-4650-2710	$65,000	$531	$64,500	-0.8%
Small Tools	254-4650-2850	$300	$0	$300	0%
Total Operating Supplies & Services:		**$415,900**	**$297,964**	**$545,400**	**31.1%**
Internal Service Charges					
Equipment Replacement	254-4650-3600	$2,700	$2,250	$2,700	0%
City Attorney	254-4650-3612	$31,200	$26,000	$18,600	-40.4%
It/Computers-Telephones	254-4650-3613	$0	$0	$1,900	N/A
Liability Insurance	254-4650-3616	$37,500	$31,250	$37,700	0.5%
Vehicle Maint & Repairs	254-4650-3622	$9,900	$8,250	$9,900	0%
General Fund Overhead	254-4650-3640	$100,700	$83,920	$115,500	14.7%
Utility Building Rental Fee	254-4650-3647	$24,300	$20,250	$25,000	2.9%
Utility Land Rental Fee	254-4650-3648	$2,500	$2,080	$2,500	0%
Total Internal Service Charges:		**$208,800**	**$174,000**	**$213,800**	**2.4%**
Capital Outlay					
Major Machinery And Equipment	254-4650-5400	$100,512	$0	$0	-100%
Total Capital Outlay:		**$100,512**	**$0**	**$0**	**-100%**
Total Sewer & Storm Drain:		**$1,702,912**	**$1,204,325**	**$1,775,600**	**4.3%**
Flood Control					
Capital Outlay					
Major Machinery And Equipment	326-4650-5400	$107,340	$0	$0	-100%
Rights Of Way	326-4650-5500	$290,000	$0	$0	-100%
Total Capital Outlay:		**$397,340**	**$0**	**$0**	**-100%**
Total Flood Control:		**$397,340**	**$0**	**$0**	**-100%**
Total:		**$2,100,252**	**$1,204,325**	**$1,775,600**	**-15.5%**

Expenditures by Expense Type

2023 Budgeted Expenditures by Expense Type

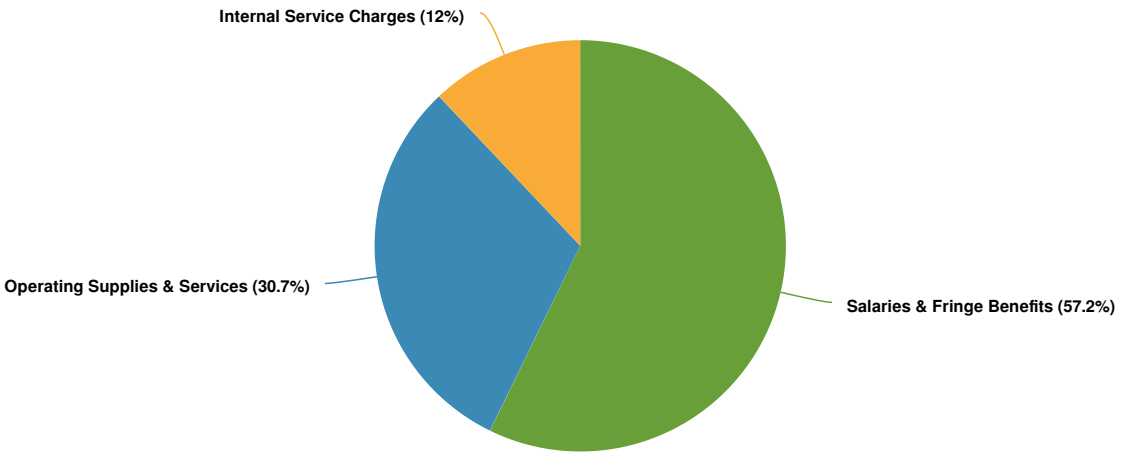

Streets

Perform the necessary maintenance activities to ensure that all public walkways and roadways, including curb, gutter, sidewalks, pavement markings, pavement surfaces and traffic signals and street lights are maintained in a good state of repair and safe condition.

PROGRAM OBJECTIVES

- Continue to implement through the use of the JPIA Sidewalk vendor an appropriate sidewalk repair program in which uplifted sidewalk panels are smooth cut to eliminate tripping hazards and provide additional utility as opposed to removal and replacement. Working in conjunction with the vendor, to identify and implement a remove and replacement program on remaining panels which need to be replaced.
- Using Cartegraph work order system to provide annual pavement condition assessments for the City Engineer in order to assist in the development of annual slurry and pavement rehabilitation programs.
- Conduct quarterly safety inspections of all traffic signals through third-party signal vendor, and make noted repairs. Assess and replace battery back-up systems if necessary on an annual basis.
- Perform night-time street light surveys once per calendar year in order to identify any LED light fixtures which may be damaged or require replacement. Develop and implement a knock-down repair program to eliminate the backlog of streetlights destroyed as a result of vehicle accidents.
- On an annual basis, repaint all crosswalks and school safety pavement markings in August of each year and repaint any white and yellow pavement striping which is determined through survey to be faded or illegible.

Expenditures Summary

The City started program-based budgeting beginning in FY2022. Department budgets were allocated to programs, which is reflected in the budgeted data for FY2022 and FY2023. Historical data for FY2018 to FY2021 is reflected at the Department level.

$1,785,300 **$193,100**
(12.13% vs. prior year)

Streets Proposed and Historical Budget vs. Actual

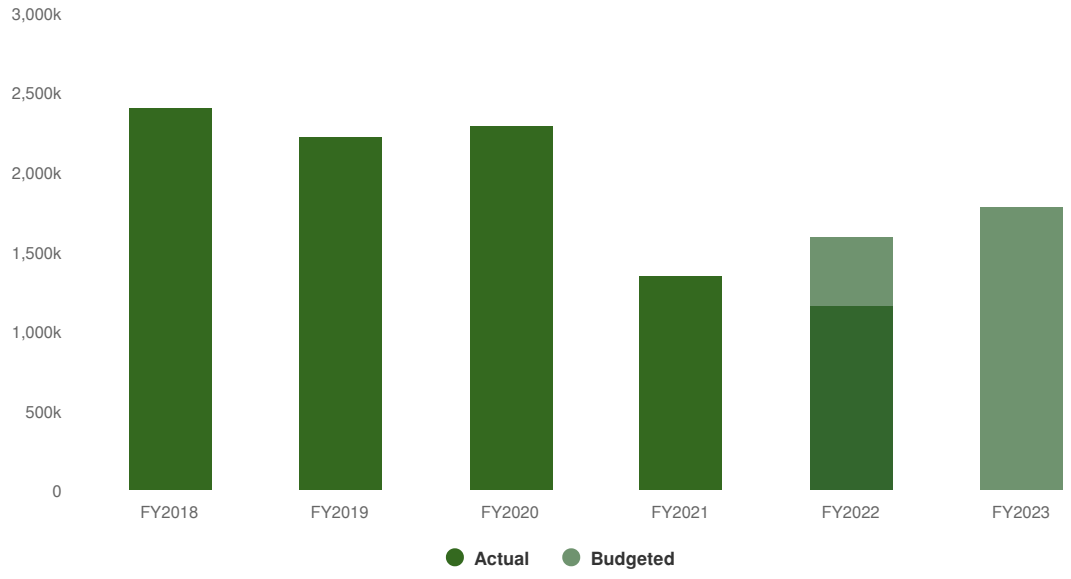

Expenditures by Fund

2023 Expenditures by Fund

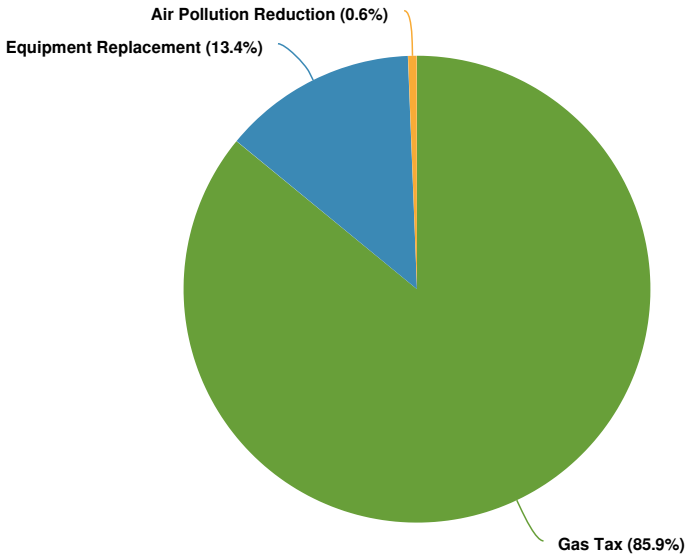

Budgeted and Historical Expenditures by Fund

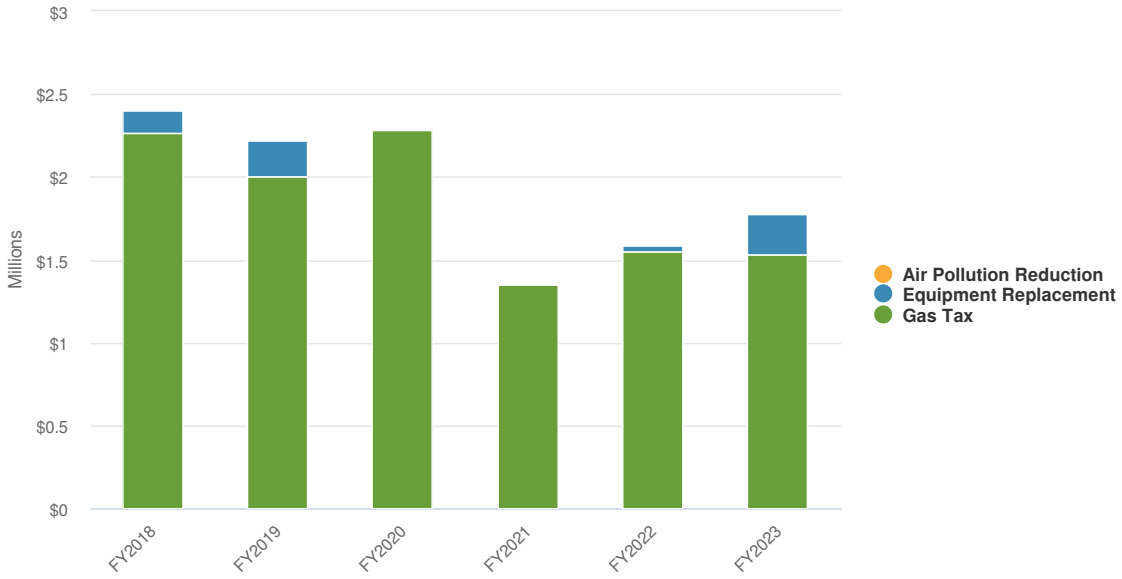

NOTE: The FY2022 Amended Budget and FY2022 Actuals are as of April 30, 2022.

Name	Account ID	FY2022 Amended	FY2022 Actuals	FY2023 CM Recommended	FY2022 Amended vs. FY2023 CM Recommended (% Change)
Gas Tax					
Salaries & Fringe Benefits					

Name	Account ID	FY2022 Amended	FY2022 Actuals	FY2023 CM Recommended	FY2022 Amended vs. FY2023 CM Recommended (% Change)
Salaries & Wages	221-4200-1100	$283,400	$199,330	$294,000	3.7%
Salaries Part Time	221-4200-1200	$0	$1,802	$0	N/A
Salaries Overtime	221-4200-1300	$25,000	$293	$2,000	-92%
Comp Time Used	221-4200-1305	$0	$105	$0	N/A
Other Fringe Benefits	221-4200-1400	$9,500	$9,048	$9,400	-1.1%
Pers Pension	221-4200-1405	$112,000	$87,598	$106,600	-4.8%
Health Plans	221-4200-1410	$62,600	$42,310	$62,900	0.5%
Workers Comp Contribution	221-4200-1415	$46,100	$38,420	$14,700	-68.1%
Special Pay	221-4200-1420	$7,500	$3,871	$5,000	-33.3%
Pto + Holiday	221-4200-1425	$17,900	$12,647	$15,700	-12.3%
Unemployment Benefits	221-4200-1430	$900	$750	$600	-33.3%
Retiree Medical Premiums	221-4200-1450	$169,200	$141,000	$65,200	-61.5%
Total Salaries & Fringe Benefits:		**$734,100**	**$537,174**	**$576,100**	**-21.5%**
Operating Supplies & Services					
Utilities - Electric	221-4200-2105	$60,000	$46,540	$66,000	10%
Telephone/Communications	221-4200-2200	$5,800	$6,233	$5,900	1.7%
Advertising And Publications	221-4200-2220	$100	$0	$100	0%
Office Supplies And Materials	221-4200-2250	$5,000	$798	$5,300	6%
Software Maintenance	221-4200-2265	$29,500	$26,820	$14,100	-52.2%
Contracts,Leases,Rents,& Taxes	221-4200-2400	$191,900	$113,827	$383,300	99.7%
Maint & Operations/Parts & Sup	221-4200-2450	$100,000	$90,637	$110,000	10%
Training & Education	221-4200-2560	$16,700	$16,799	$4,100	-75.4%
Vehicle Fuel	221-4200-2623	$58,300	$21,247	$74,000	26.9%
Uniforms And Safety Equipment	221-4200-2700	$5,500	$2,485	$6,100	10.9%
Professional/Specialized Serv	221-4200-2710	$2,800	$4,734	$2,800	0%

Name	Account ID	FY2022 Amended	FY2022 Actuals	FY2023 CM Recommended	FY2022 Amended vs. FY2023 CM Recommended (% Change)
Small Tools	221-4200-2850	$700	$0	$700	0%
Total Operating Supplies & Services:		**$476,300**	**$330,121**	**$672,400**	**41.2%**
Internal Service Charges					
City Attorney	221-4200-3612	$53,400	$44,500	$23,700	-55.6%
It/Computers-Telephones	221-4200-3613	$21,800	$18,170	$30,800	41.3%
Liability Insurance	221-4200-3616	$61,700	$51,420	$45,600	-26.1%
General Fund Overhead	221-4200-3640	$153,500	$127,920	$142,000	-7.5%
Facility Maintenance	221-4200-3680	$50,400	$42,000	$43,700	-13.3%
Total Internal Service Charges:		**$340,800**	**$284,010**	**$285,800**	**-16.1%**
Total Gas Tax:		**$1,551,200**	**$1,151,304**	**$1,534,300**	**-1.1%**
Air Pollution Reduction					
Operating Supplies & Services					
Contracts,Leases,Rents,& Taxes	224-8240-2400	$5,000	$5,000	$11,000	120%
Total Operating Supplies & Services:		**$5,000**	**$5,000**	**$11,000**	**120%**
Total Air Pollution Reduction:		**$5,000**	**$5,000**	**$11,000**	**120%**
Equipment Replacement					
Capital Outlay					
Major Machinery And Equipment	380-4200-5400	$36,000	$0	$240,000	566.7%
Total Capital Outlay:		**$36,000**	**$0**	**$240,000**	**566.7%**
Total Equipment Replacement:		**$36,000**	**$0**	**$240,000**	**566.7%**
Total:		**$1,592,200**	**$1,156,304**	**$1,785,300**	**12.1%**

Expenditures by Expense Type

2023 Budgeted Expenditures by Expense Type

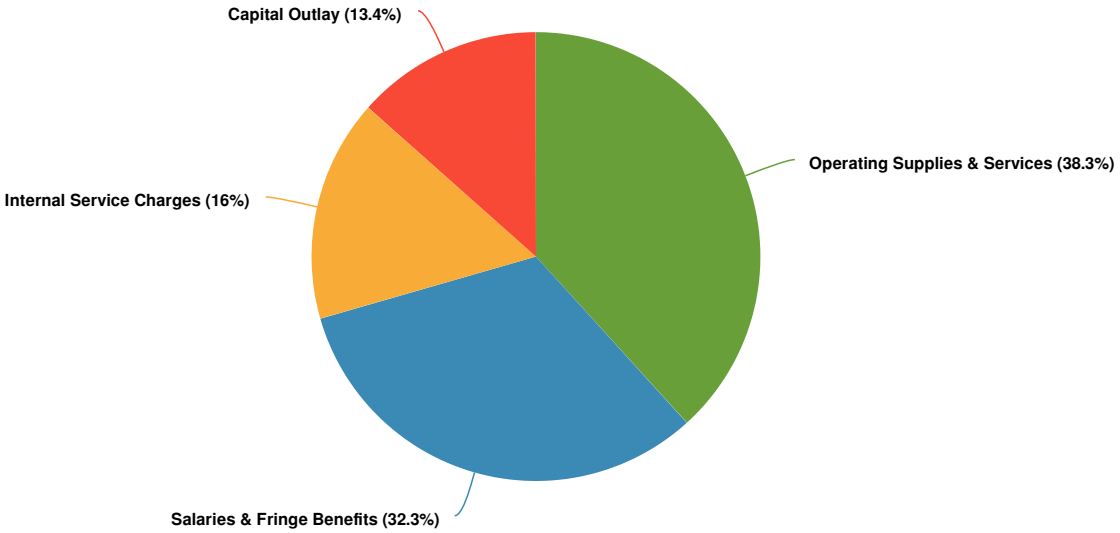

Non-Departmental

The Non-departmental budget accounts for costs that are not specific to a department.

PROGRAMS:

1. Animal Regulation
2. Heartland 2006 Refunding Bond
3. Hemet Project Are 2014 Refunding Bond
4. RDA Retirement Obligation
5. Other Non-Departmental
6. PEG Fee Projects

Expenditures Summary

$2,815,000 **-$1,494,499**
(-34.68% vs. prior year)

Non-Departmental Proposed and Historical Budget vs. Actual

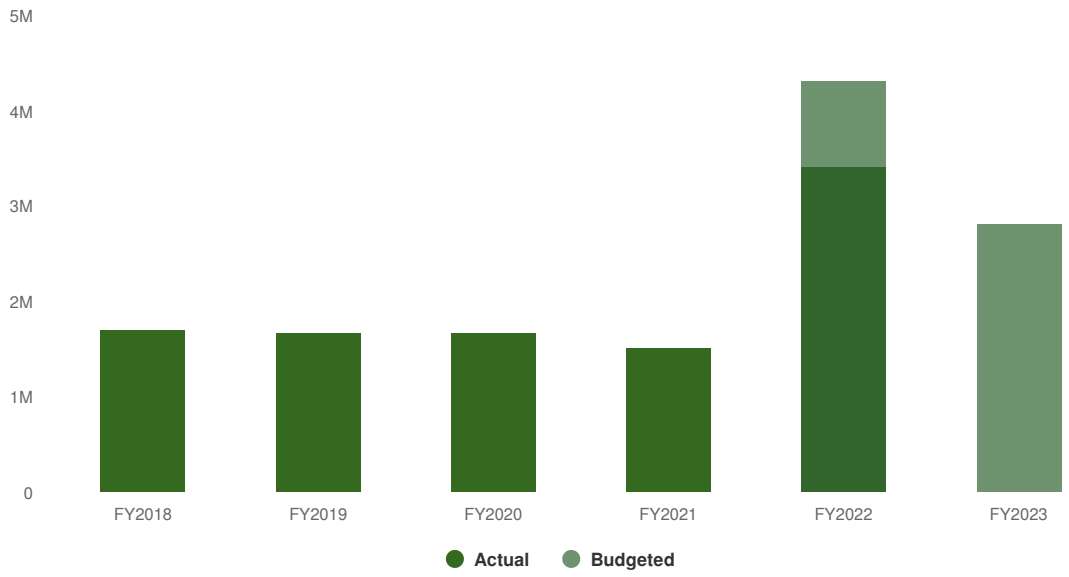

Expenditures by Fund

2023 Expenditures by Fund

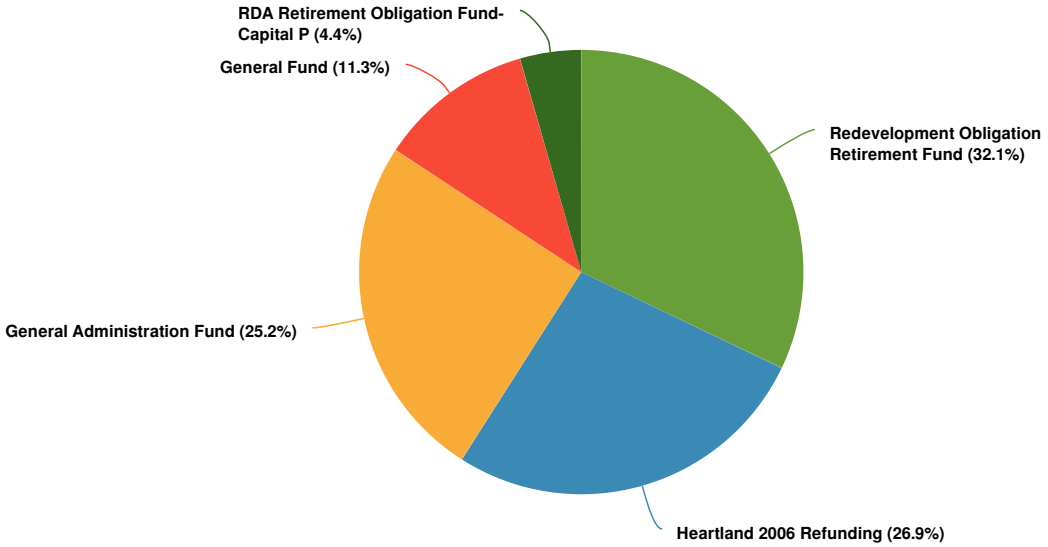

Budgeted and Historical Expenditures by Fund

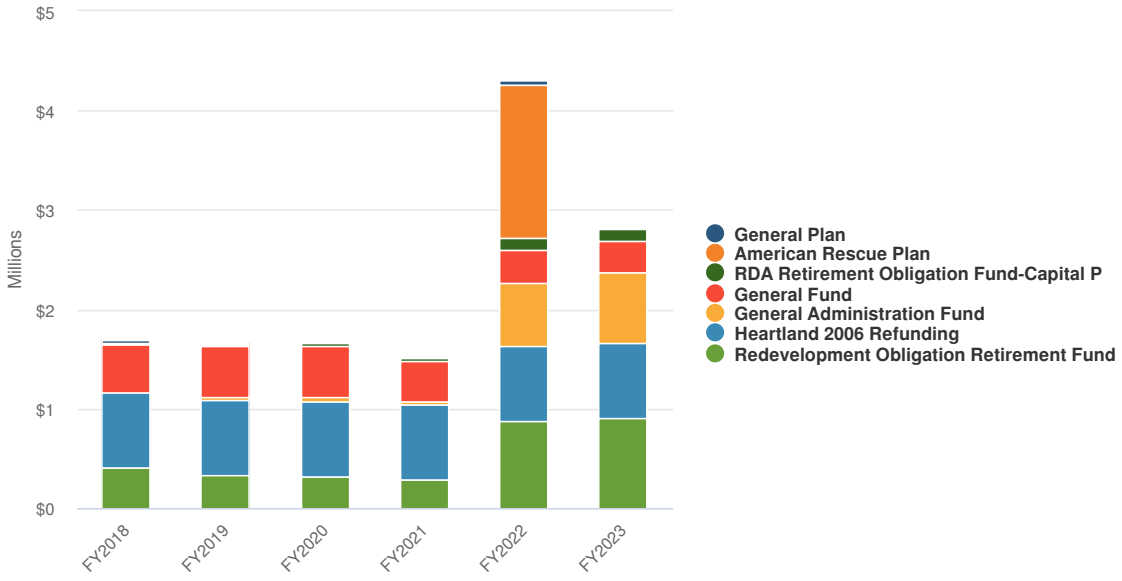

In FY2022, American Rescue Plan Act (ARPA) funds were used for Essential Worker Premium Pay.

NOTE: The FY2022 Amended Budget and FY2022 Actuals are as of April 30, 2022.

Name	Account ID	FY2022 Amended	FY2022 Actuals	FY2023 CM Recommended	FY2022 Amended vs. FY2023 CM Recommended (% Change)
General Administration Fund					
Operating Supplies & Services					
Professional/Specialized Serv	100-1150-2710	$25,233	$0	$0	-100%
Contracts,Leases,Rents,& Taxes	100-2500-2400	$0	$0	$500,000	N/A
Uniforms And Safety Equipment	100-2500-2700	$0	$0	$10,000	N/A
Professional/Specialized Serv	100-2500-2710	$22,000	$6,444	$200,000	809.1%
Total Operating Supplies & Services:		**$47,233**	**$6,444**	**$710,000**	**1,403.2%**
Capital Outlay					
Other Improvements	100-1150-5300	$588,827	$55,505	$0	-100%
Total Capital Outlay:		**$588,827**	**$55,505**	**$0**	**-100%**
Total General Administration Fund:		**$636,060**	**$61,949**	**$710,000**	**11.6%**
General Fund					
Operating Supplies & Services					
Contracts,Leases,Rents,& Taxes	110-3400-2400	$318,000	$259,153	$318,000	0%
Total Operating Supplies & Services:		**$318,000**	**$259,153**	**$318,000**	**0%**
Total General Fund:		**$318,000**	**$259,153**	**$318,000**	**0%**
General Plan					
Operating Supplies & Services					
Professional/Specialized Serv	241-1750-2710	$50,739	$3,696	$0	-100%
Total Operating Supplies & Services:		**$50,739**	**$3,696**	**$0**	**-100%**
Total General Plan:		**$50,739**	**$3,696**	**$0**	**-100%**
American Rescue Plan					
Salaries & Fringe Benefits					
Special Pay	270-2500-1420	$1,542,500	$1,447,500	$0	-100%
Total Salaries & Fringe Benefits:		**$1,542,500**	**$1,447,500**	**$0**	**-100%**
Total American Rescue Plan:		**$1,542,500**	**$1,447,500**	**$0**	**-100%**
Heartland 2006 Refunding					
Operating Supplies & Services					
Professional/Specialized Serv	788-8860-2710	$20,000	$12,173	$20,000	0%
Total Operating Supplies & Services:		**$20,000**	**$12,173**	**$20,000**	**0%**
Debt Service					

Name	Account ID	FY2022 Amended	FY2022 Actuals	FY2023 CM Recommended	FY2022 Amended vs. FY2023 CM Recommended (% Change)
Debt Service Principal Payment	788-8860-4100	$445,000	$445,000	$470,000	5.6%
Debt Service Interest Payment	788-8860-4200	$283,900	$283,925	$263,100	-7.3%
Fiscal Agent Administration	788-8860-4300	$5,000	$3,436	$5,000	0%
Total Debt Service:		**$733,900**	**$732,361**	**$738,100**	**0.6%**
Total Heartland 2006 Refunding:		**$753,900**	**$744,533**	**$758,100**	**0.6%**
RDA Retirement Obligation Fund-Capital P					
Salaries & Fringe Benefits					
Salaries & Wages	396-8100-1100	$0	$280	$0	N/A
Other Fringe Benefits	396-8100-1400	$0	$15	$0	N/A
Pers Pension	396-8100-1405	$0	$143	$0	N/A
Total Salaries & Fringe Benefits:		**$0**	**$438**	**$0**	**N/A**
Operating Supplies & Services					
Professional/Specialized Serv	396-8100-2710	$125,000	$7,711	$125,000	0%
Total Operating Supplies & Services:		**$125,000**	**$7,711**	**$125,000**	**0%**
Total RDA Retirement Obligation Fund-Capital P:		**$125,000**	**$8,149**	**$125,000**	**0%**
Redevelopment Obligation Retirement Fund					
Operating Supplies & Services					
Professional/Specialized Serv	496-8005-2710	$3,000	$2,335	$3,000	0%
Total Operating Supplies & Services:		**$3,000**	**$2,335**	**$3,000**	**0%**
Debt Service					
Debt Service Principal Payment	496-8005-4100	$575,000	$575,000	$610,000	6.1%
Debt Service Interest Payment	496-8005-4200	$301,700	$301,719	$287,300	-4.8%
Fiscal Agent Administration	496-8005-4300	$3,600	$3,376	$3,600	0%
Total Debt Service:		**$880,300**	**$880,095**	**$900,900**	**2.3%**
Total Redevelopment Obligation Retirement Fund:		**$883,300**	**$882,430**	**$903,900**	**2.3%**
Total:		**$4,309,499**	**$3,407,410**	**$2,815,000**	**-34.7%**

Expenditures by Program

2023 Budgeted Expenditures by Program

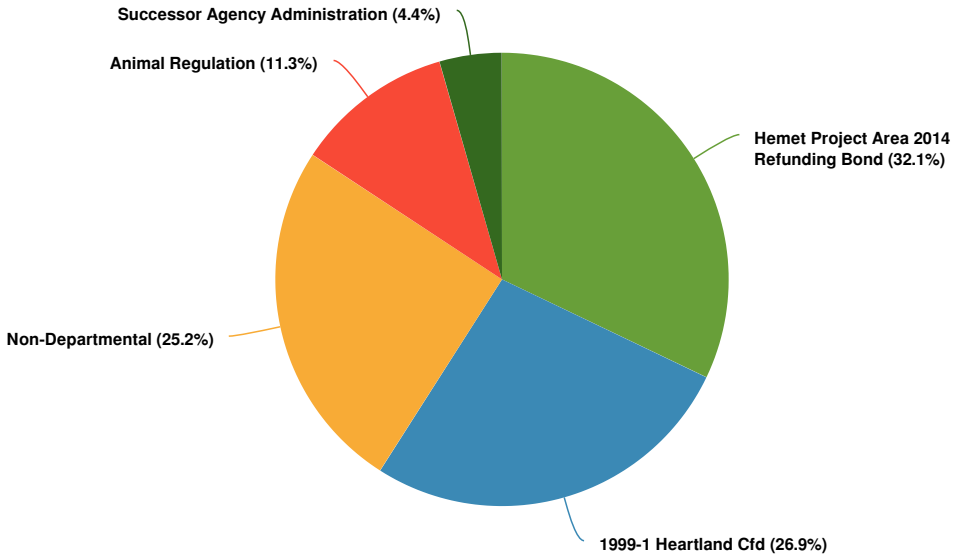

Expenditures by Expense Type

2023 Budgeted Expenditures by Expense Type

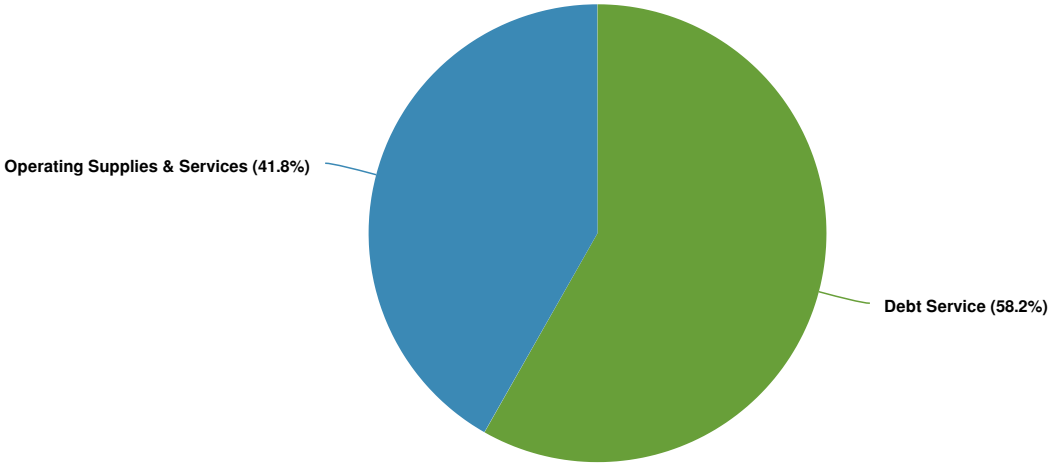

Budgeted and Historical Expenditures by Expense Type

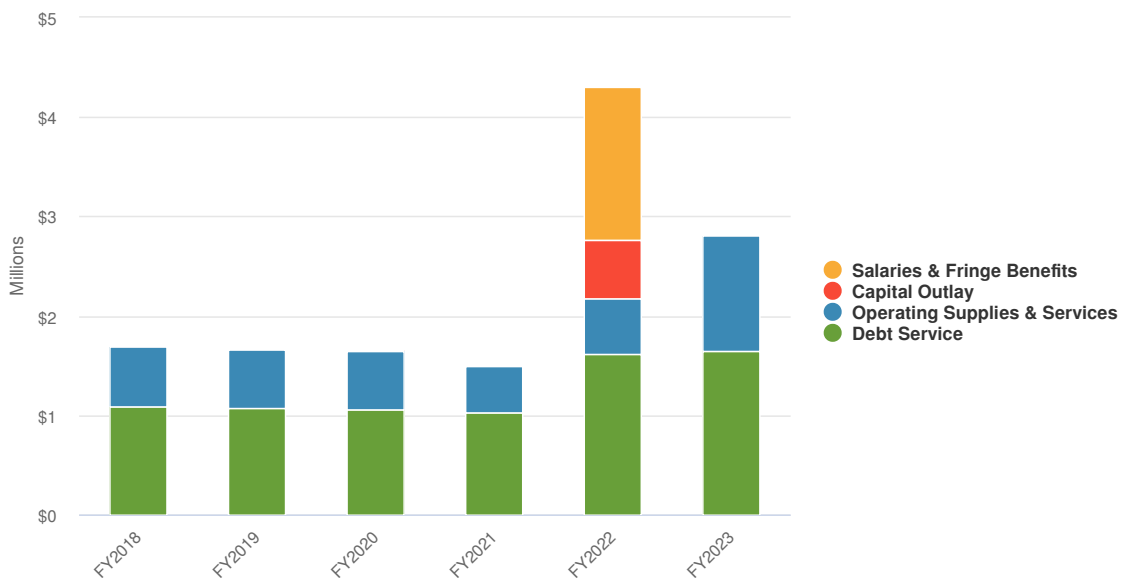

In FY2022, ARPA (American Rescue Plan Act) funds were used for Essential Worker Premium Pay.

Animal Regulation

The City contracts Animal Regulation services with the Ramona Humane Society. There are no personnel or personnel-related costs for this program because the program is completely administered by the Humane Society. The costs allocated in the budget give our community access to animal rescue, removal of deceased animals from public areas, investigation of animal cruelty, impounding of vicious dogs, and more.

Expenditures Summary

$318,000 **$0**
(0.00% vs. prior year)

Animal Regulation Proposed and Historical Budget vs. Actual

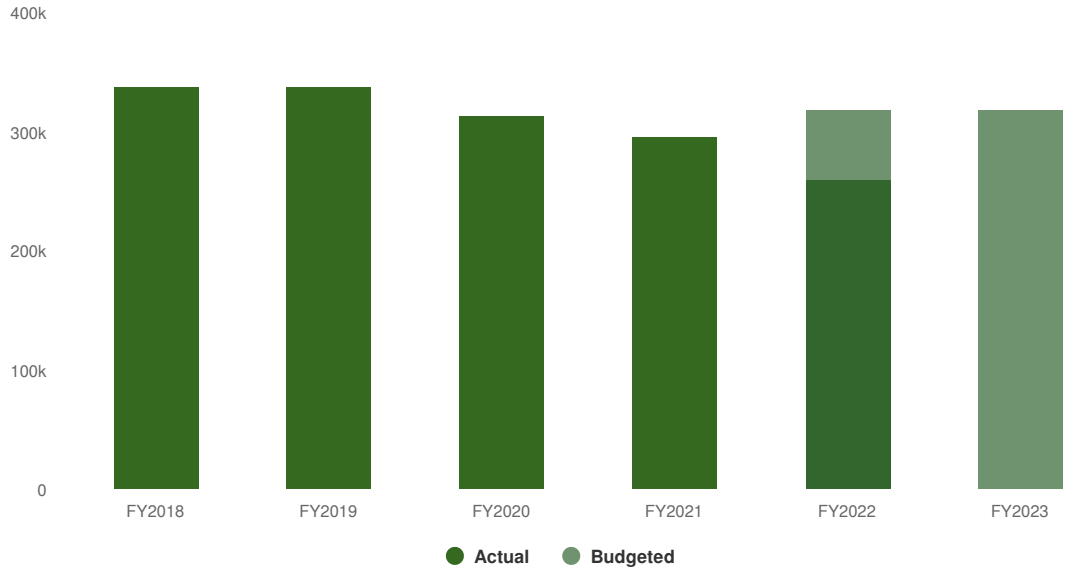

Expenditures by Fund

2023 Expenditures by Fund

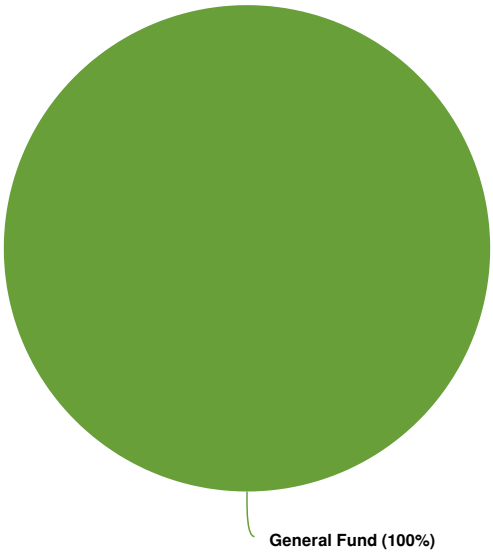

Budgeted and Historical Expenditures by Fund

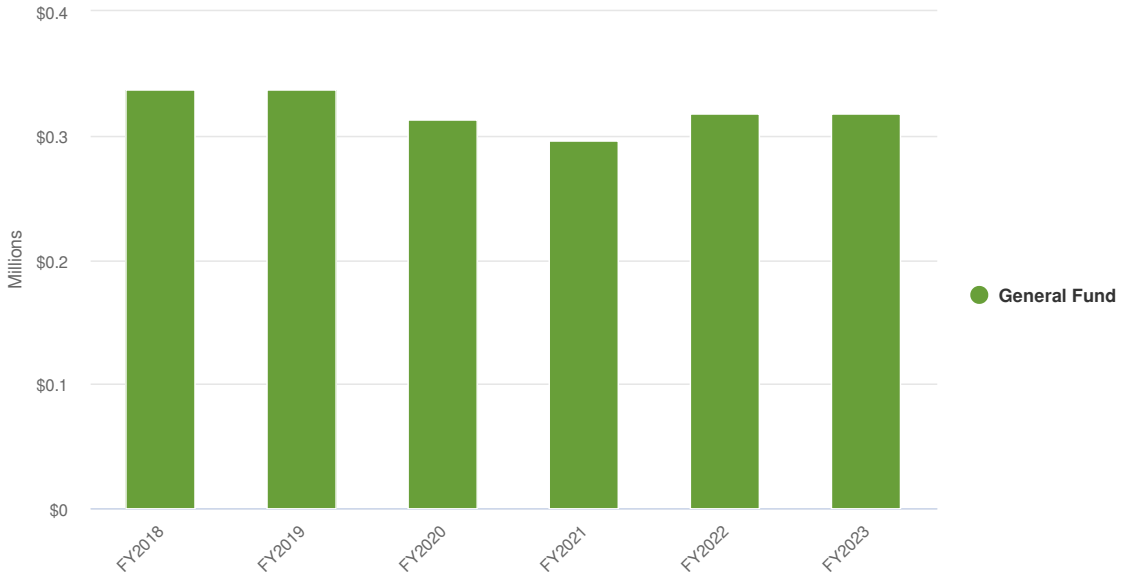

NOTE: The FY2022 Amended Budget and FY2022 Actuals are as of April 30, 2022.

Name	Account ID	FY2022 Amended	FY2022 Actuals	FY2023 CM Recommended	FY2022 Amended vs. FY2023 CM Recommended (% Change)
General Fund					
Operating Supplies & Services					

Name	Account ID	FY2022 Amended	FY2022 Actuals	FY2023 CM Recommended	FY2022 Amended vs. FY2023 CM Recommended (% Change)
Contracts,Leases,Rents,& Taxes	110-3400-2400	$318,000	$259,153	$318,000	0%
Total Operating Supplies & Services:		**$318,000**	**$259,153**	**$318,000**	**0%**
Total General Fund:		**$318,000**	**$259,153**	**$318,000**	**0%**

Expenditures by Expense Type

2023 Budgeted Expenditures by Expense Type

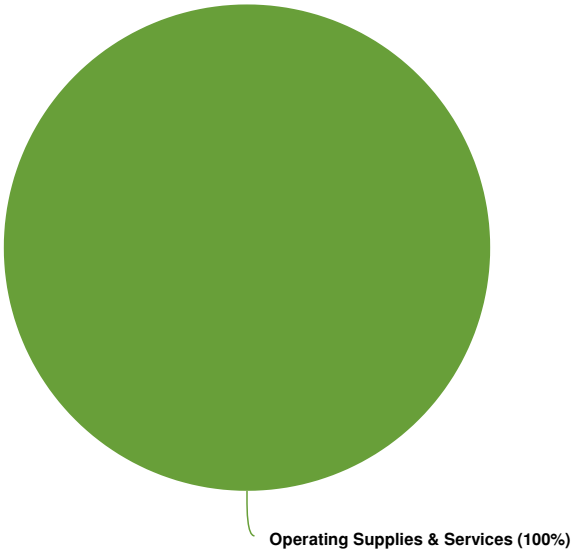

Heartland 2006 Refunding Bond

The Heartland Bond is used to pay the principal and interest on the Community Facilities District No. 1999-1, which is the Heartland Project.

Expenditures Summary

$758,100 **$4,200**
(0.56% vs. prior year)

Heartland 2006 Refunding Bond Proposed and Historical Budget vs. Actual

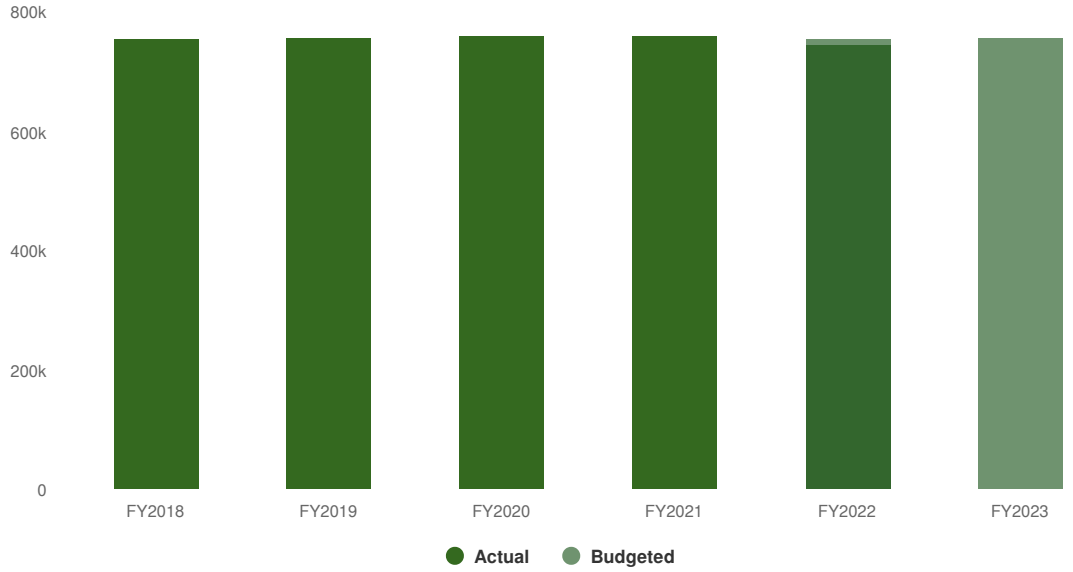

Expenditures by Fund

2023 Expenditures by Fund

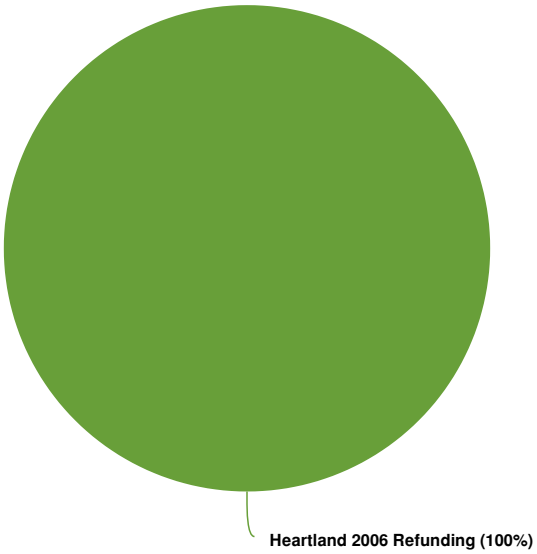

Budgeted and Historical Expenditures by Fund

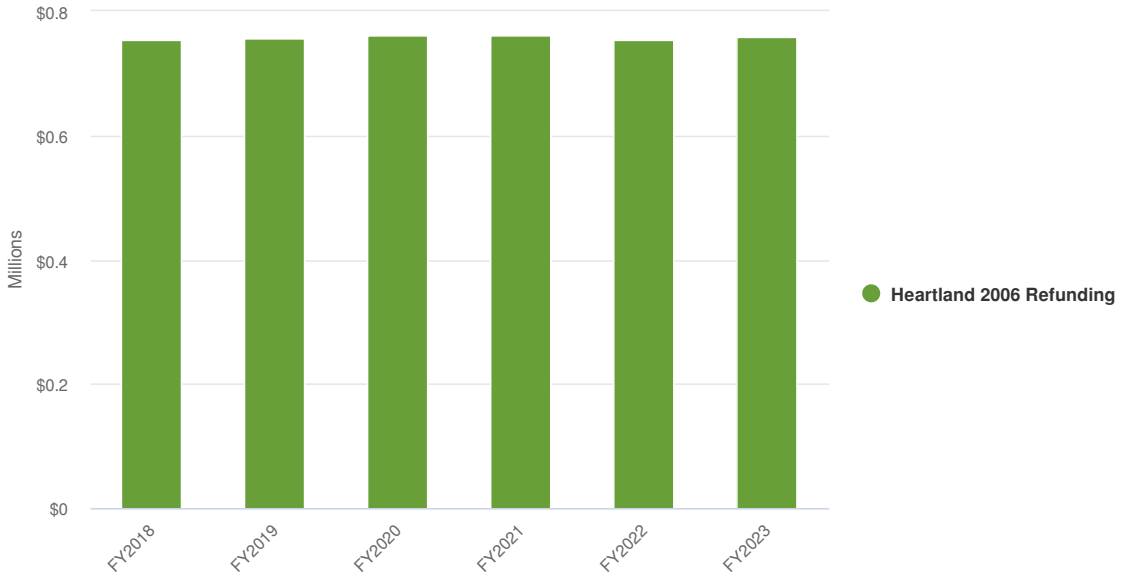

NOTE: The FY2022 Amended Budget and FY2022 Actuals are as of April 30, 2022.

Name	Account ID	FY2022 Amended	FY2022 Actuals	FY2023 CM Recommended	FY2022 Amended vs. FY2023 CM Recommended (% Change)
Heartland 2006 Refunding					
Operating Supplies & Services					

Name	Account ID	FY2022 Amended	FY2022 Actuals	FY2023 CM Recommended	FY2022 Amended vs. FY2023 CM Recommended (% Change)
Professional/Specialized Serv	788-8860-2710	$20,000	$12,173	$20,000	0%
Total Operating Supplies & Services:		**$20,000**	**$12,173**	**$20,000**	**0%**
Debt Service					
Debt Service Principal Payment	788-8860-4100	$445,000	$445,000	$470,000	5.6%
Debt Service Interest Payment	788-8860-4200	$283,900	$283,925	$263,100	-7.3%
Fiscal Agent Administration	788-8860-4300	$5,000	$3,436	$5,000	0%
Total Debt Service:		**$733,900**	**$732,361**	**$738,100**	**0.6%**
Total Heartland 2006 Refunding:		**$753,900**	**$744,533**	**$758,100**	**0.6%**

Expenditures by Expense Type

2023 Budgeted Expenditures by Expense Type

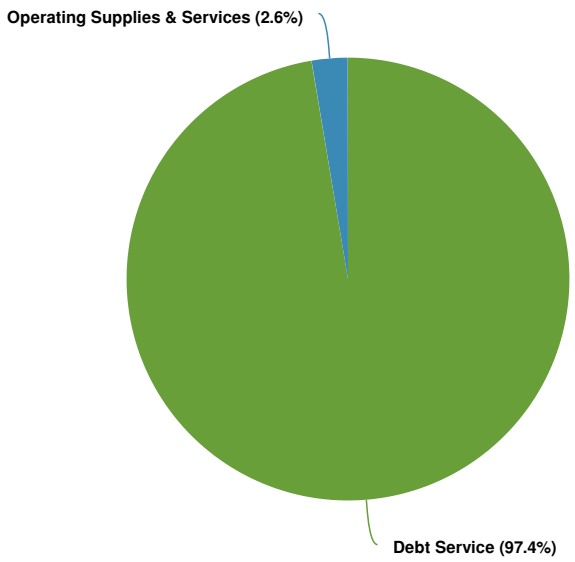

Hemet Project Area 2014 Refunding Bond

The Hemet Project Area Bond is issued to provide funds to purchase the bonds of the Successor Agency to the Hemet Redevelopment Agency. The Agency Bonds are issued to refinance certain outstanding bonds of the now dissolved Hemet Redevelopment Agency in order to satisfy the reserve requirement for the reserve account, and to pay costs of bond issuance.

Expenditures Summary

$903,900 **$20,600**
(2.33% vs. prior year)

Hemet Project Area 2014 Refunding Bond Proposed and Historical Budget vs. Actual

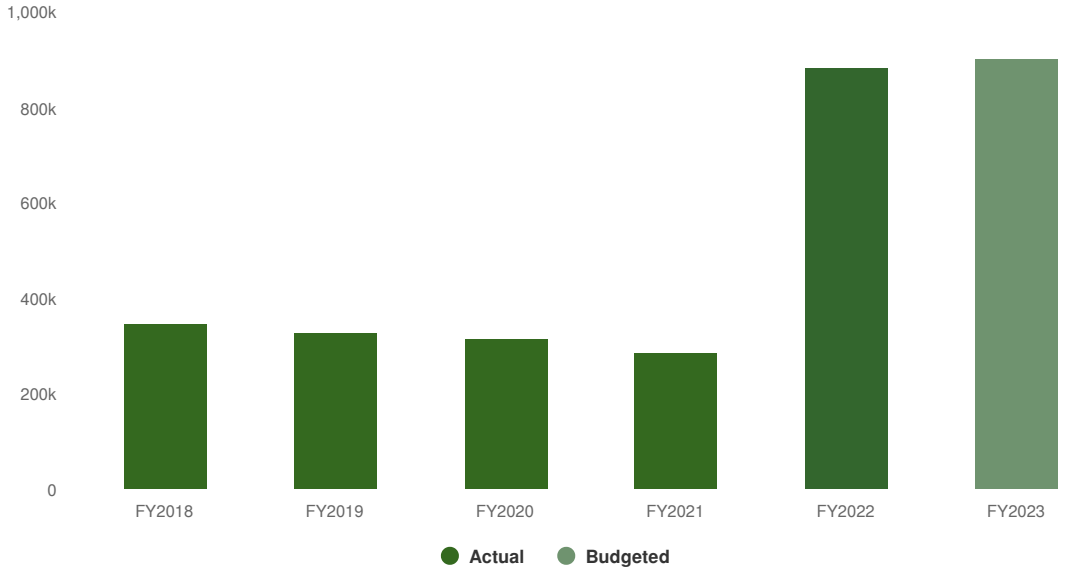

Actual costs are always lower than budgeted due to the principal payment being posted as a reduction in debt rather than an expense.

Expenditures by Fund

2023 Expenditures by Fund

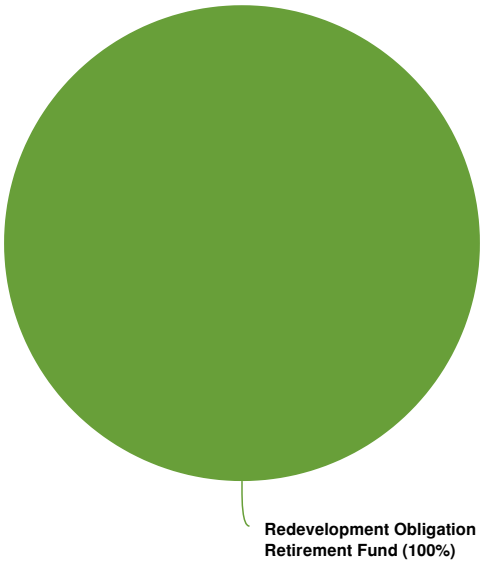

Budgeted and Historical Expenditures by Fund

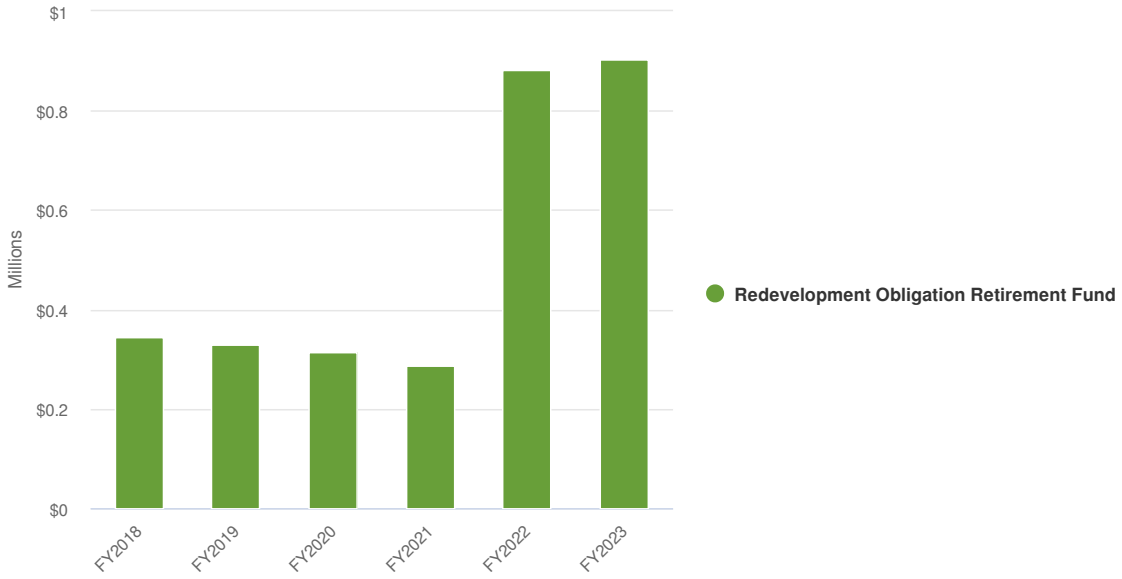

NOTE: The FY2022 Amended Budget and FY2022 Actuals are as of April 30, 2022.

Name	Account ID	FY2022 Amended	FY2022 Actuals	FY2023 CM Recommended	FY2022 Amended vs. FY2023 CM Recommended (% Change)
Redevelopment Obligation Retirement Fund					

Name	Account ID	FY2022 Amended	FY2022 Actuals	FY2023 CM Recommended	FY2022 Amended vs. FY2023 CM Recommended (% Change)
Operating Supplies & Services					
Professional/Specialized Serv	496-8005-2710	$3,000	$2,335	$3,000	0%
Total Operating Supplies & Services:		**$3,000**	**$2,335**	**$3,000**	**0%**
Debt Service					
Debt Service Principal Payment	496-8005-4100	$575,000	$575,000	$610,000	6.1%
Debt Service Interest Payment	496-8005-4200	$301,700	$301,719	$287,300	-4.8%
Fiscal Agent Administration	496-8005-4300	$3,600	$3,376	$3,600	0%
Total Debt Service:		**$880,300**	**$880,095**	**$900,900**	**2.3%**
Total Redevelopment Obligation Retirement Fund:		**$883,300**	**$882,430**	**$903,900**	**2.3%**

Expenditures by Expense Type

2023 Budgeted Expenditures by Expense Type

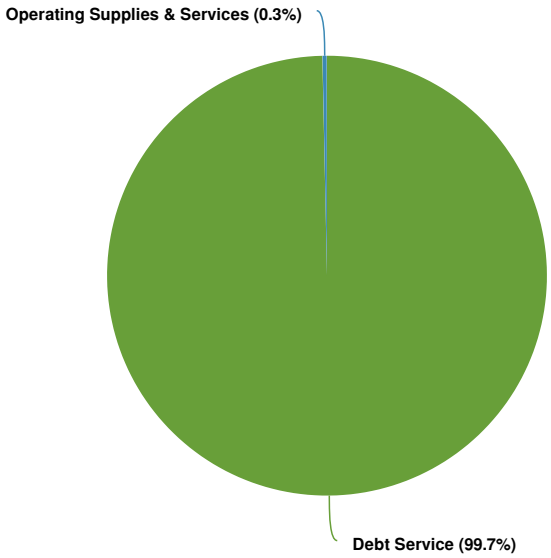

RDA Retirement Obligation

The RDA Retirement Obligation is a fund used to account for the balances and transactions of the Successor Agency to the former Hemet Redevelopment Agency.

Expenditures Summary

$125,000 **$0**
(0.00% vs. prior year)

RDA Retirement Obligation Proposed and Historical Budget vs. Actual

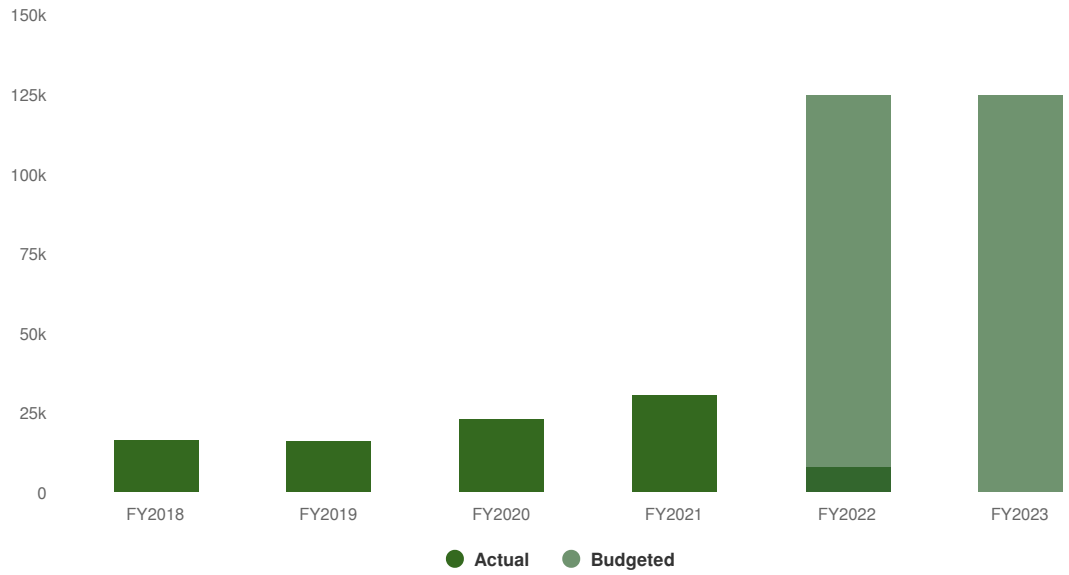

Expenditures by Fund

2023 Expenditures by Fund

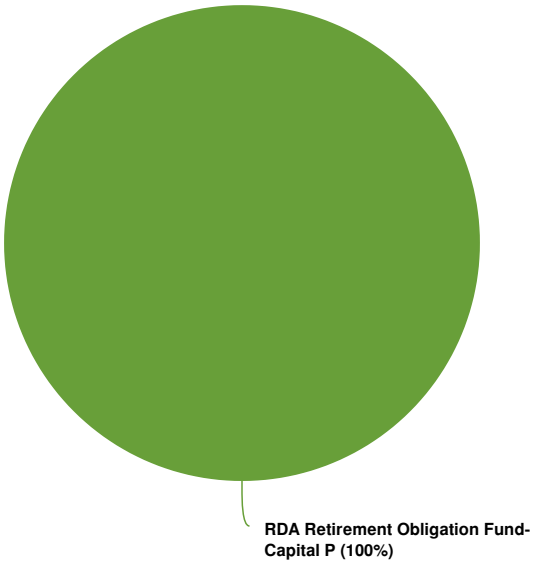

Budgeted and Historical Expenditures by Fund

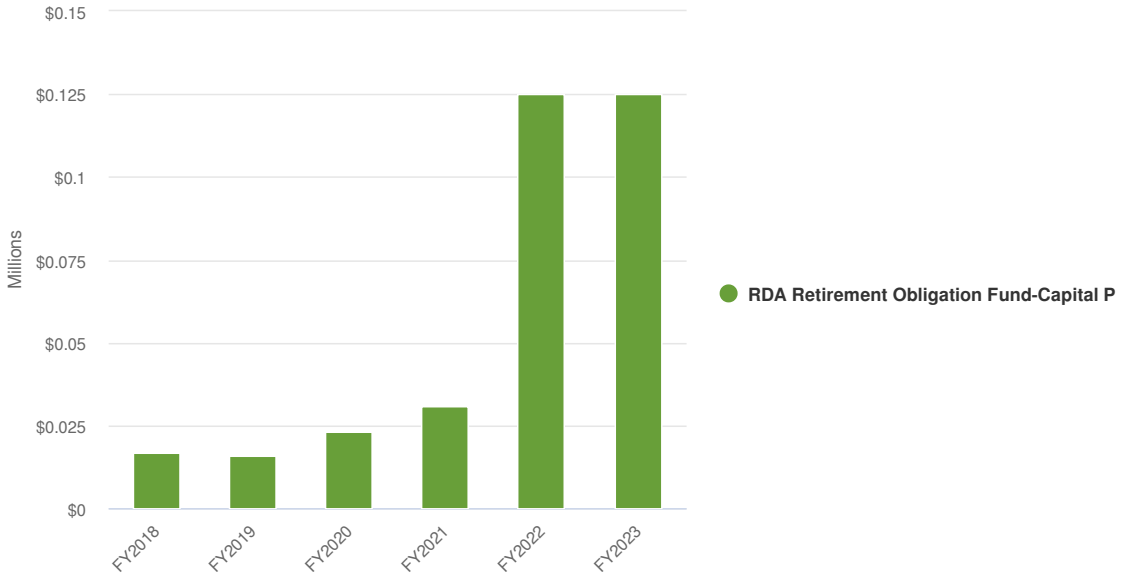

NOTE: The FY2022 Amended Budget and FY2022 Actuals are as of April 30, 2022.

Name	Account ID	FY2022 Amended	FY2022 Actuals	FY2023 CM Recommended	FY2022 Amended vs. FY2023 CM Recommended (% Change)
RDA Retirement Obligation Fund-Capital P					

Name	Account ID	FY2022 Amended	FY2022 Actuals	FY2023 CM Recommended	FY2022 Amended vs. FY2023 CM Recommended (% Change)
Salaries & Fringe Benefits					
Salaries & Wages	396-8100-1100	$0	$280	$0	N/A
Other Fringe Benefits	396-8100-1400	$0	$15	$0	N/A
Pers Pension	396-8100-1405	$0	$143	$0	N/A
Total Salaries & Fringe Benefits:		**$0**	**$438**	**$0**	**N/A**
Operating Supplies & Services					
Professional/Specialized Serv	396-8100-2710	$125,000	$7,711	$125,000	0%
Total Operating Supplies & Services:		**$125,000**	**$7,711**	**$125,000**	**0%**
Total RDA Retirement Obligation Fund-Capital P:		**$125,000**	**$8,149**	**$125,000**	**0%**

Expenditures by Expense Type

2023 Budgeted Expenditures by Expense Type

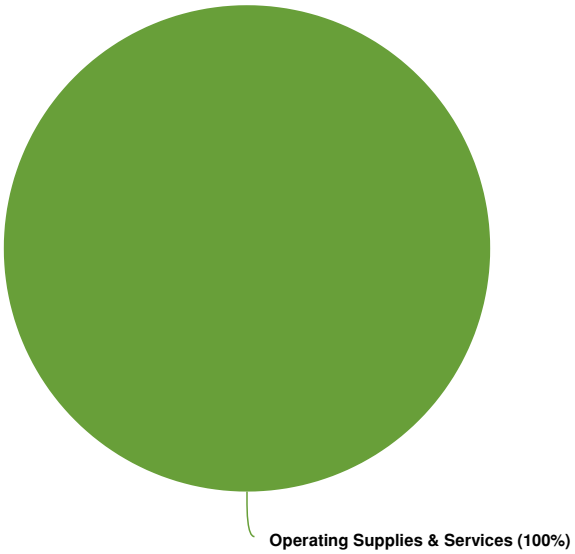

Other Non-Departmental

Costs for projects not associated with a specific department:

1. $500,000 Contribution to a Section 115 Trust for pension obligations
2. $100,000 Contract with a Public Relations firm
3. $100,000 Economic Development Strategy
4. $10,000 Security Cameras for City Hall

These projects are one-time costs that will use fund balance from the General Fund.

Expenditures Summary

$710,000 **-$854,500**
(-54.62% vs. prior year)

Other Non-Departmental Proposed and Historical Budget vs. Actual

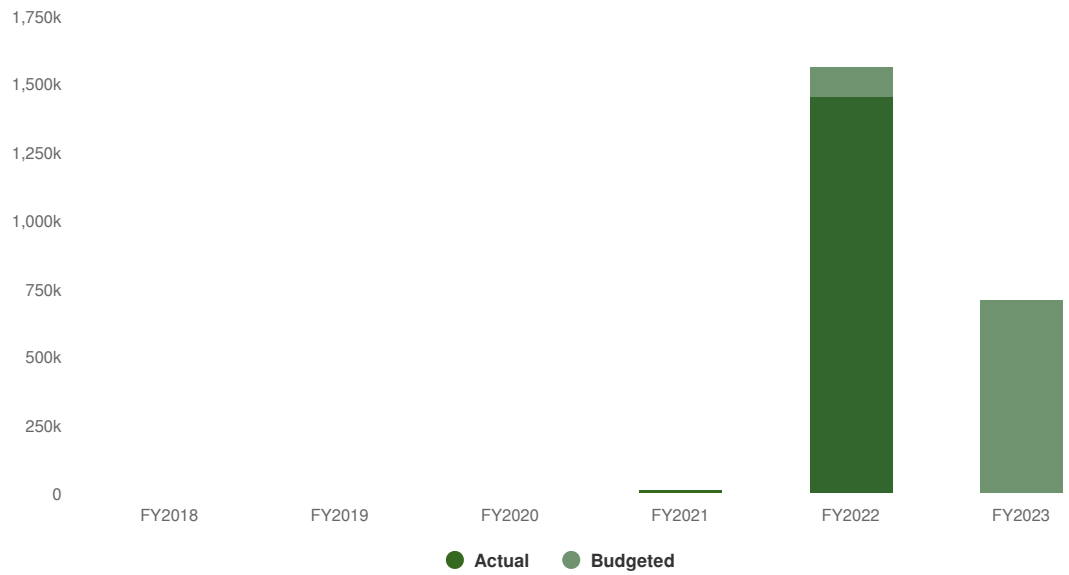

Expenditures by Fund

2023 Expenditures by Fund

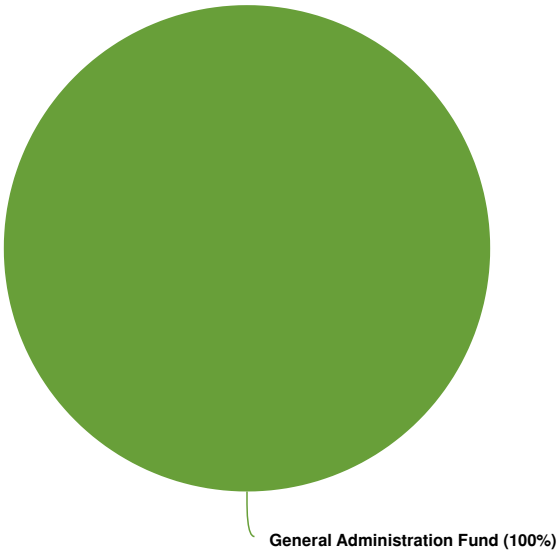

Budgeted and Historical Expenditures by Fund

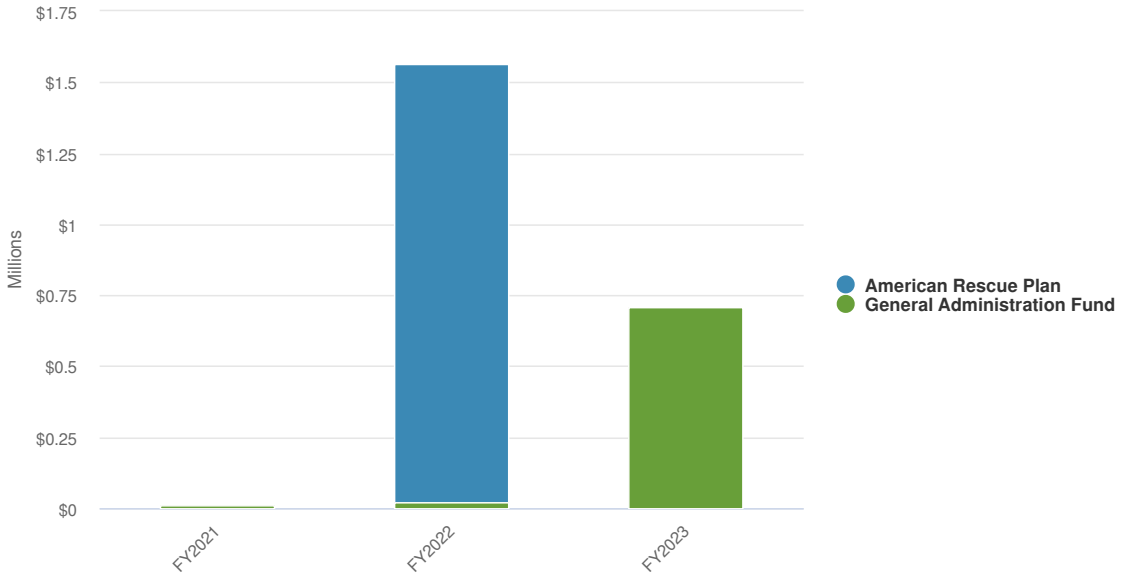

In FY2022, American Rescue Plan Act (ARPA) funds were used for Essential Worker Premium Pay.

NOTE: The FY2022 Amended Budget and FY2022 Actuals are as of April 30, 2022.

Name	Account ID	FY2022 Amended	FY2022 Actuals	FY2023 CM Recommended	FY2022 Amended vs. FY2023 CM Recommended (% Change)
General Administration Fund					
Operating Supplies & Services					
Contracts,Leases,Rents,& Taxes	100-2500-2400	$0	$0	$500,000	N/A
Uniforms And Safety Equipment	100-2500-2700	$0	$0	$10,000	N/A
Professional/Specialized Serv	100-2500-2710	$22,000	$6,444	$200,000	809.1%
Total Operating Supplies & Services:		**$22,000**	**$6,444**	**$710,000**	**3,127.3%**
Total General Administration Fund:		**$22,000**	**$6,444**	**$710,000**	**3,127.3%**
American Rescue Plan					
Salaries & Fringe Benefits					
Special Pay	270-2500-1420	$1,542,500	$1,447,500	$0	-100%
Total Salaries & Fringe Benefits:		**$1,542,500**	**$1,447,500**	**$0**	**-100%**
Total American Rescue Plan:		**$1,542,500**	**$1,447,500**	**$0**	**-100%**
Total:		**$1,564,500**	**$1,453,944**	**$710,000**	**-54.6%**

Expenditures by Expense Type

2023 Budgeted Expenditures by Expense Type

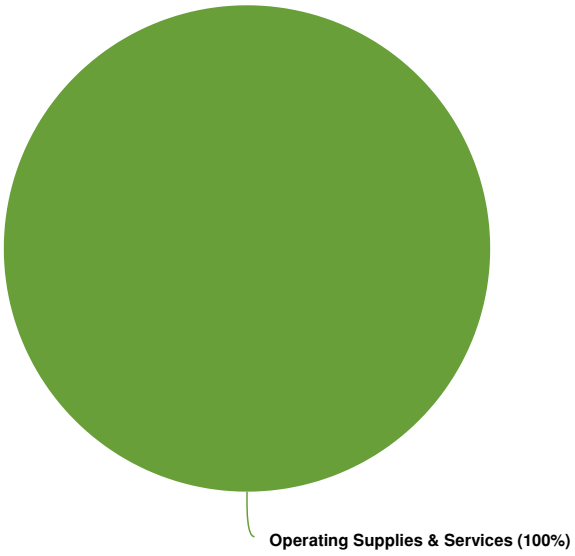

PEG Fee Projects

The City collects fees for Public, Educational, and Governmental (PEG) access channels. The use of PEG funds is restricted to capital expenditures related to televising public meetings. In FY2022, PEG funds were used to create a mobile audio-visual solution to capture and stream Special Council meetings and other City events, such as State of the City, Strategic Planning Sessions, and Memorial events not held within the existing Council Chambers.

Expenditures Summary

$0 **-$614,060**
(-100.00% vs. prior year)

PEG Fee Projects Proposed and Historical Budget vs. Actual

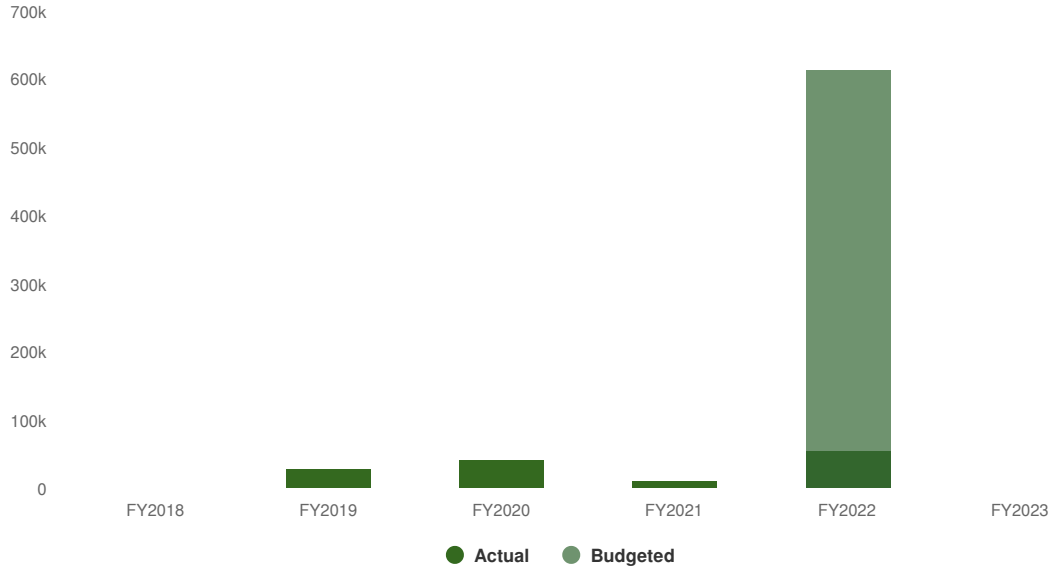

Budget in FY2022 is continuing appropriations for CIP 5671 Council Chambers PEG Video project.

Expenditures by Fund

Budgeted and Historical Expenditures by Fund

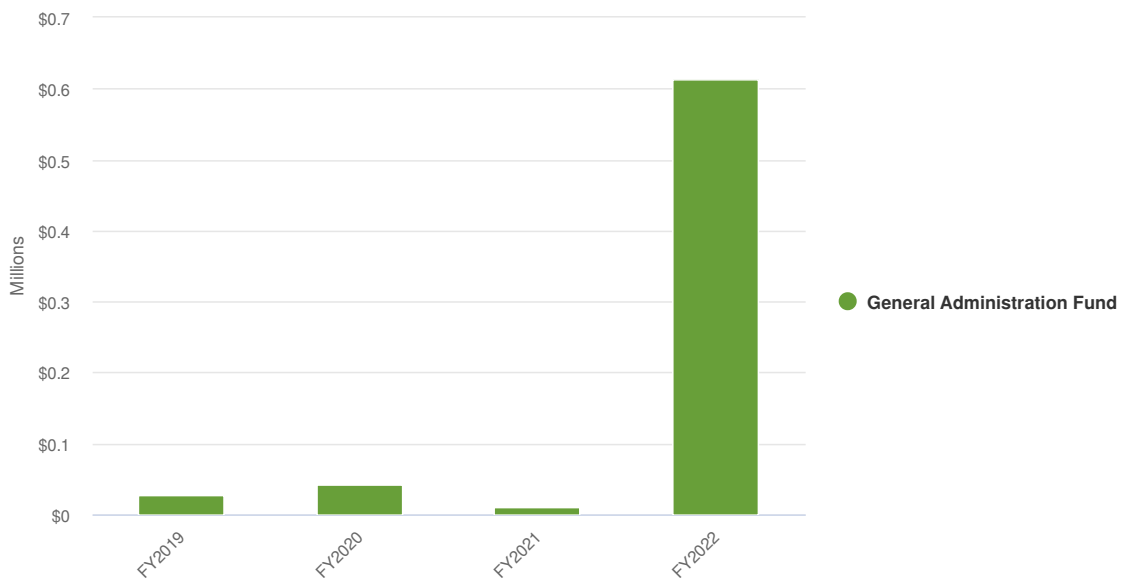

NOTE: The FY2022 Amended Budget and FY2022 Actuals are as of April 30, 2022.

Name	Account ID	FY2022 Amended	FY2022 Actuals	FY2023 CM Recommended	FY2022 Amended vs. FY2023 CM Recommended (% Change)
General Administration Fund					
Operating Supplies & Services					
Professional/Specialized Serv	100-1150-2710	$25,233	$0	$0	-100%
Total Operating Supplies & Services:		**$25,233**	**$0**	**$0**	**-100%**
Capital Outlay					
Other Improvements	100-1150-5300	$588,827	$55,505	$0	-100%
Total Capital Outlay:		**$588,827**	**$55,505**	**$0**	**-100%**
Total General Administration Fund:		**$614,060**	**$55,505**	**$0**	**-100%**

ISF Through Departmental Operating Costs

Internal Service Funds provide benefits to other funds or departments on a cost-reimbursement basis. Costs for these programs are reflected in department operating budgets.

PROGRAMS:

1. Dental & Vision
2. Legal Services
3. Liability Insurance
4. Other Post-employment Benefits (OPEB)
5. Unemployment
6. Workers' Compensation

Expenditures Summary

$9,544,300 **-$804,100**
(-7.77% vs. prior year)

Proposed and Historical Budget vs. Actual

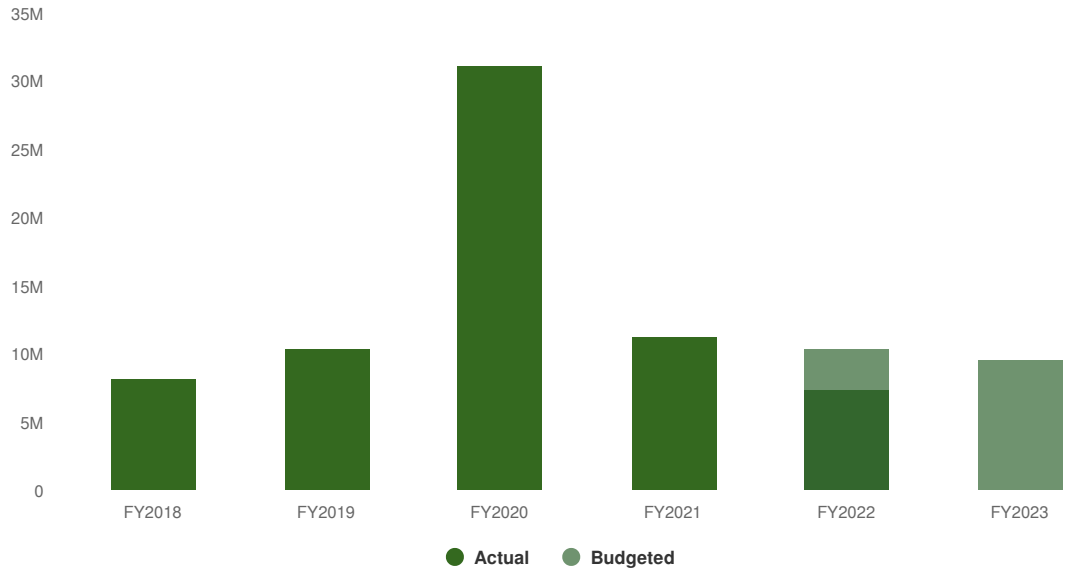

During FY2020, there was a large legal settlement that was paid out through the City's Liability Insurance Fund.

Expenditures by Fund

2023 Expenditures by Fund

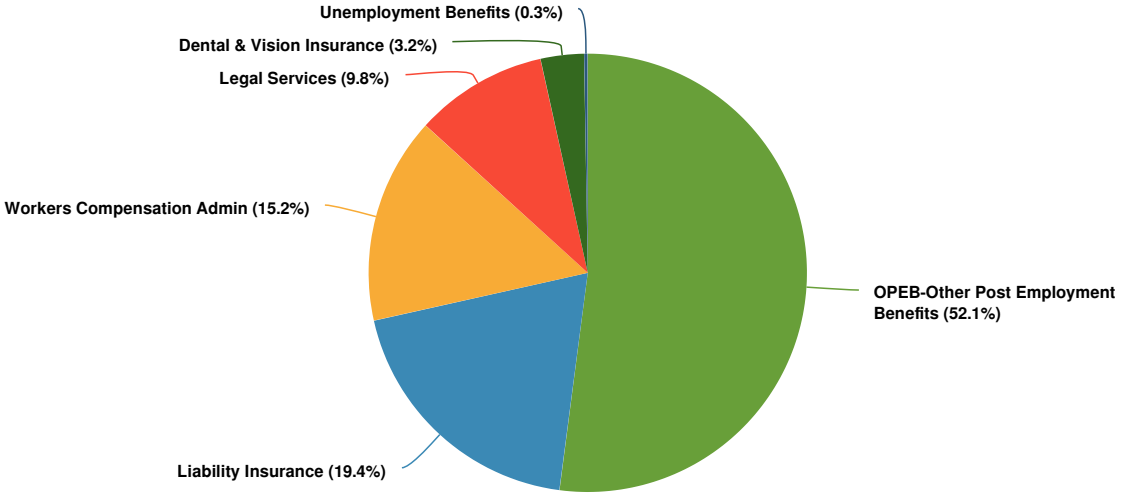

Budgeted and Historical Expenditures by Fund

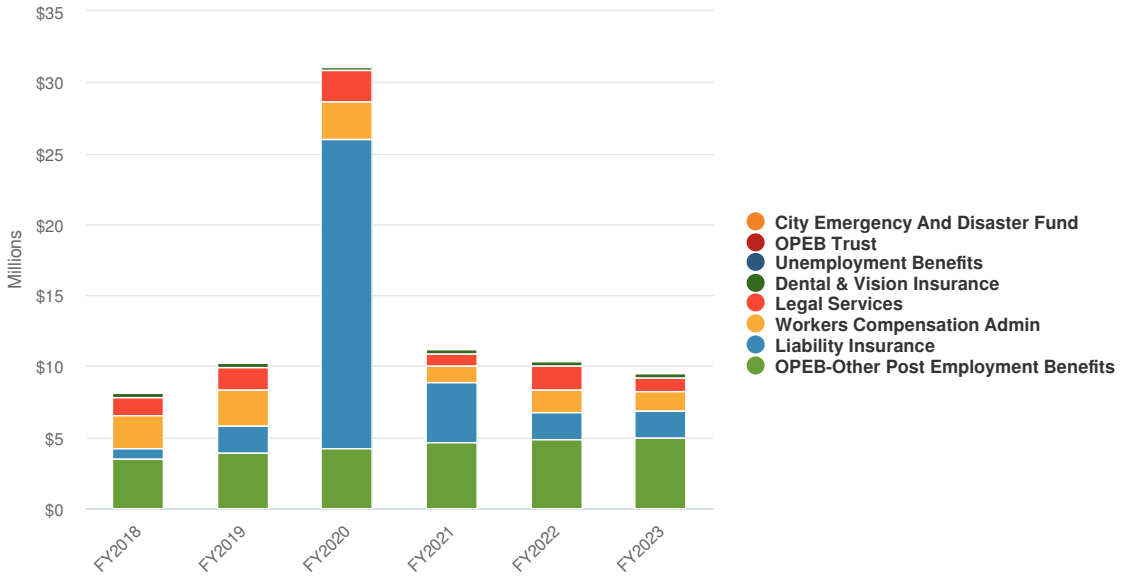

During FY2020, there was a large legal settlement that was paid out through the City's Liability Insurance Fund.

NOTE: The FY2022 Amended Budget and FY2022 Actuals are as of April 30, 2022.

Name	Account ID	FY2022 Amended	FY2022 Actuals	FY2023 CM Recommended	FY2022 Amended vs. FY2023 CM Recommended (% Change)
Workers Compensation Admin					
Salaries & Fringe Benefits					
Salaries & Wages	681-2350-1100	$92,900	$56,635	$95,200	2.5%
Salaries Part Time	681-2350-1200	$0	$11,121	$0	N/A
Salaries Overtime	681-2350-1300	$0	$444	$0	N/A
Other Fringe Benefits	681-2350-1400	$4,300	$4,139	$4,100	-4.7%
Pers Pension	681-2350-1405	$36,500	$29,032	$33,600	-7.9%
Health Plans	681-2350-1410	$15,000	$6,188	$15,000	0%
Special Pay	681-2350-1420	$7,300	$3,896	$4,900	-32.9%
Pto + Holiday	681-2350-1425	$5,500	$5,807	$2,700	-50.9%
Total Salaries & Fringe Benefits:		**$161,500**	**$117,262**	**$155,500**	**-3.7%**
Operating Supplies & Services					
Insurance, Bonds	681-2350-2500	$1,360,700	$1,065,506	$1,234,500	-9.3%
W/Comp Tail Claims	681-2350-2501	$20,000	$0	$20,000	0%
Training & Education	681-2350-2560	$3,000	$0	$3,000	0%
Professional/Specialized Serv	681-2350-2710	$41,000	$31,869	$41,000	0%
Total Operating Supplies & Services:		**$1,424,700**	**$1,097,375**	**$1,298,500**	**-8.9%**
Total Workers Compensation Admin:		**$1,586,200**	**$1,214,636**	**$1,454,000**	**-8.3%**
Dental & Vision Insurance					
Operating Supplies & Services					
Insurance, Bonds	682-2150-2500	$275,000	$227,486	$275,000	0%
Professional/Specialized Serv	682-2150-2710	$30,000	$20,447	$30,000	0%
Total Operating Supplies & Services:		**$305,000**	**$247,933**	**$305,000**	**0%**
Total Dental & Vision Insurance:		**$305,000**	**$247,933**	**$305,000**	**0%**
Liability Insurance					
Salaries & Fringe Benefits					
Salaries & Wages	683-2200-1100	$59,100	$40,910	$61,200	3.6%

Name	Account ID	FY2022 Amended	FY2022 Actuals	FY2023 CM Recommended	FY2022 Amended vs. FY2023 CM Recommended (% Change)
Retirement And Insurances	683-2200-1400	$2,700	$3,014	$2,600	-3.7%
Pers Pension	683-2200-1405	$23,800	$17,706	$22,300	-6.3%
Health Plans	683-2200-1410	$9,200	$4,159	$9,200	0%
Workers Comp Contribution	683-2200-1415	$3,900	$3,250	$3,600	-7.7%
Special Pay	683-2200-1420	$3,700	$1,738	$2,800	-24.3%
Pto + Holiday	683-2200-1425	$4,800	$0	$2,800	-41.7%
Unemployment Benefits	683-2200-1430	$100	$80	$100	0%
Retiree Medical Premiums	683-2200-1450	$13,000	$10,830	$16,000	23.1%
Total Salaries & Fringe Benefits:		**$120,300**	**$81,686**	**$120,600**	**0.2%**
Operating Supplies & Services					
Contracts & Leases	683-2200-2400	$73,120	$42,902	$45,000	-38.5%
Insurance, Bonds	683-2200-2500	$1,271,700	$1,191,554	$1,264,100	-0.6%
Liability Claims Costs	683-2200-2722	$396,480	$396,014	$400,000	0.9%
Total Operating Supplies & Services:		**$1,741,300**	**$1,630,470**	**$1,709,100**	**-1.8%**
Internal Service Charges					
City Attorney	683-2200-3612	$38,500	$32,080	$25,300	-34.3%
Total Internal Service Charges:		**$38,500**	**$32,080**	**$25,300**	**-34.3%**
Total Liability Insurance:		**$1,900,100**	**$1,744,236**	**$1,855,000**	**-2.4%**
OPEB-Other Post Employment Benefits					
Salaries & Fringe Benefits					
Salaries & Wages	689-2150-1100	$23,800	$13,714	$23,600	-0.8%
Other Fringe Benefits	689-2150-1400	$1,100	$1,082	$1,000	-9.1%
Pers Pension	689-2150-1405	$9,400	$5,849	$8,400	-10.6%
Health Plans	689-2150-1410	$3,600	$0	$3,600	0%
Special Pay	689-2150-1420	$800	$0	$800	0%
Pto + Holiday	689-2150-1425	$1,400	$0	$700	-50%

Name	Account ID	FY2022 Amended	FY2022 Actuals	FY2023 CM Recommended	FY2022 Amended vs. FY2023 CM Recommended (% Change)
Total Salaries & Fringe Benefits:		**$40,100**	**$20,644**	**$38,100**	**-5%**
Operating Supplies & Services					
Contracts & Leases	689-2150-2400	$4,509,200	$3,386,725	$4,597,900	2%
Dental/Vision Insurance Claims	689-2150-2500	$240,800	$163,457	$234,400	-2.7%
Retiree Medical Gap Plan	689-2150-2501	$40,000	$22,885	$20,000	-50%
Professional/Specialized Serv	689-2150-2710	$77,000	$78,355	$79,900	3.8%
Total Operating Supplies & Services:		**$4,867,000**	**$3,651,422**	**$4,932,200**	**1.3%**
Total OPEB-Other Post Employment Benefits:		**$4,907,100**	**$3,672,066**	**$4,970,300**	**1.3%**
Unemployment Benefits					
Operating Supplies & Services					
Unemployment Claims	690-2375-2600	$25,000	$10,094	$25,000	0%
Total Operating Supplies & Services:		**$25,000**	**$10,094**	**$25,000**	**0%**
Total Unemployment Benefits:		**$25,000**	**$10,094**	**$25,000**	**0%**
Legal Services					
Operating Supplies & Services					
Professional/Specialized Serv	691-1600-2710	$775,000	$270,283	$500,000	-35.5%
Special Counsel	691-1600-2740	$0	$0	$250,000	N/A
Litigation/Special Projects	691-1600-2755	$850,000	$165,804	$185,000	-78.2%
Total Operating Supplies & Services:		**$1,625,000**	**$436,087**	**$935,000**	**-42.5%**
Total Legal Services:		**$1,625,000**	**$436,087**	**$935,000**	**-42.5%**
OPEB Trust					
Debt Service					
Fiscal Agent Administration	789-2150-4300	$0	$10,998	$0	N/A
Total Debt Service:		**$0**	**$10,998**	**$0**	**N/A**
Total OPEB Trust:		**$0**	**$10,998**	**$0**	**N/A**
Total:		**$10,348,400**	**$7,336,051**	**$9,544,300**	**-7.8%**

Expenditures by Program

2023 Budgeted Expenditures by Program

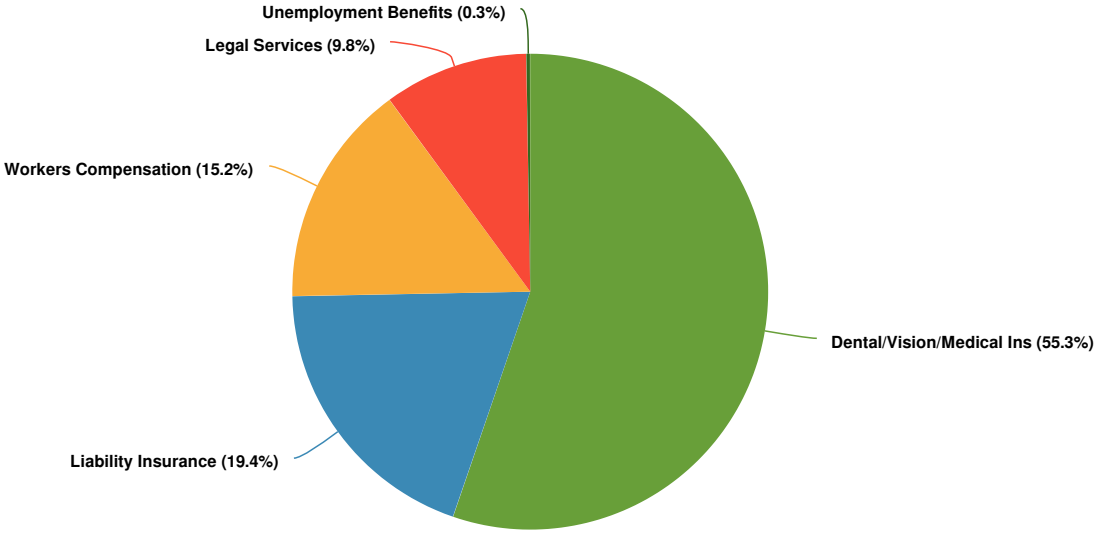

Expenditures by Expense Type

2023 Budgeted Expenditures by Expense Type

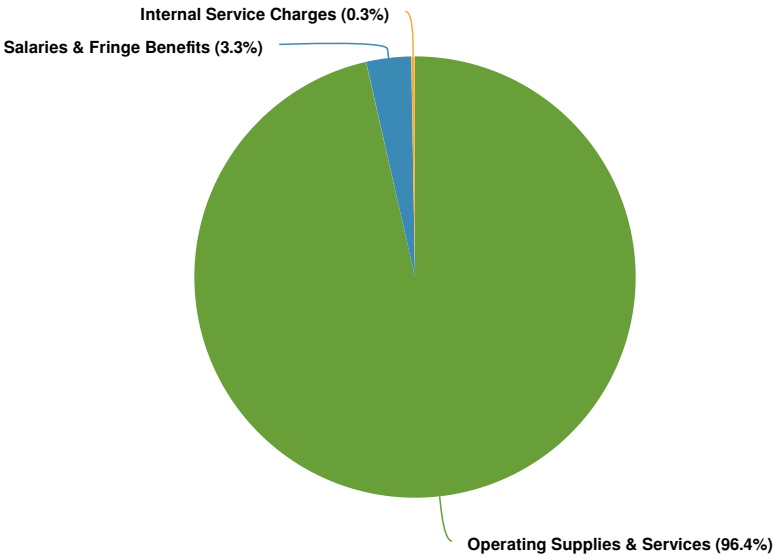

Budgeted and Historical Expenditures by Expense Type

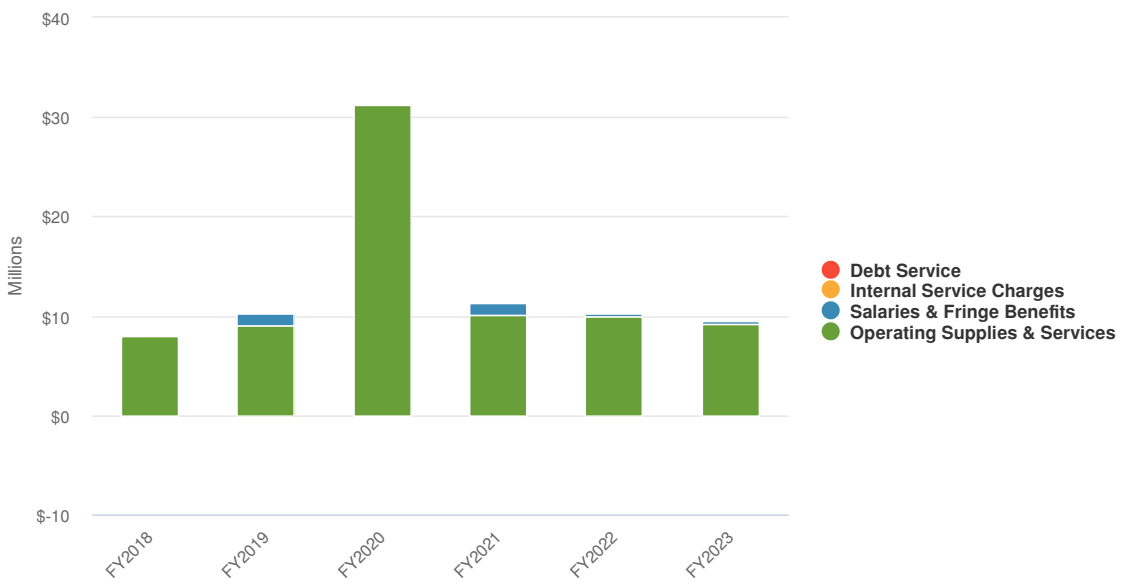

Interfund Transfers

TRANSFERS TO	AMOUNT	TRANSFERS FROM	TRANSFER DESCRIPTION
FUNDS 100,110,120: GENERAL FUND	$124,000	FUND 571: WATER FUND	WATER FOR CITY PARKS
FUND 221: STREETS/GAS TAX	$20,000	FUNDS 100,110,120: GENERAL FUND	STREET MAINTENANCE (MAINTENANCE OF EFFORT)
TOTAL INTERFUND TRANSFERS	**$144,000**		

Expenditures by Fund

NOTE: The FY2022 Amended Budget and FY2022 Actuals are as of April 30, 2022.

Name	Account ID	FY2022 Amended	FY2022 Actuals	FY2023 CM Recommended	FY2022 Amended vs. FY2023 CM Recommended (% Change)
Community Development					
Transfers Out					
Operating Transfers Out	120-9900-9950	$20,000	$16,670	$20,000	0%
Total Transfers Out:		**$20,000**	**$16,670**	**$20,000**	**0%**
Total Community Development:		**$20,000**	**$16,670**	**$20,000**	**0%**
Public Water Utility					
Transfers Out					
Operating Transfers Out	571-9900-9950	$124,000	$164,372	$124,000	0%
Total Transfers Out:		**$124,000**	**$164,372**	**$124,000**	**0%**
Total Public Water Utility:		**$124,000**	**$164,372**	**$124,000**	**0%**
Total:		**$144,000**	**$181,042**	**$144,000**	**0%**

CAPITAL IMPROVEMENTS

The Capital Improvement Program (CIP) of the City is a policy document that sets forth the City's program for identifying and completing large capital improvement projects, which is updated annually to ensure compliance with the City Council and community's needs. On March 9, 2021, the City Council adopted the Fiscal Year 2020-2021 CIP document, with the promise by staff that a multi-year CIP was in the works.

The proposed Fiscal Year 2021-2022 through Fiscal Year 2022-2023 CIP was presented on June 24, 2021, to the Infrastructure Commission. The proposed Fiscal Year 2021-2022 through Fiscal Year 2022-2023 CIP was determined to be in conformance with the City's General Plan, as required by Government Code Section 65401 at the Planning Commission Meeting of July 6, 2021.

Over the past year, Engineering and Public Works have collaborated to review the existing CIP, closeout lingering projects, and develop a solid list of projects that will carry the City forward, while maintaining fiscal responsibility with available funding sources. The proposed CIP includes over 80 projects, with an estimated budget of $8,700,800 for Fiscal Year 2022/2023 alone, across various departments. The revenue sources for these projects include the following:

- Measure "A" Local Streets and Roads (County 1/2 cent sales tax for transportation)
- Road Maintenance and Rehabilitation Account (RMRA)
- Motor Vehicle Fuel Tax (Gas Tax)
- Developer Impact Fees (DIF)
- Transportation Uniform Mitigation Fee (TUMF)
- Community Development Block Grant (CDBG)
- Active Transportation Projects (ATP)
- Highway Safety Improvement Program (HSIP)
- Measure "U" (City of Hemet Public Safety)
- Riverside County Flood Control & Water Conservation District
- City Sanitary Sewer
- City Water

APPENDIX

Glossary

Abatement: A reduction or elimination of a real or personal property tax, motor vehicle excise, a fee, charge, or special assessment imposed by a governmental unit. Granted only on application of the person seeking the abatement and only by the committing governmental unit.

Accounting System: The total structure of records and procedures that identify record, classify, and report information on the financial position and operations of a governmental unit or any of its funds, account groups, and organizational components.

Accrued Interest: The amount of interest that has accumulated on the debt since the date of the last interest payment, and on the sale of a bond, the amount accrued up to but not including the date of delivery (settlement date). (See Interest)

Amortization: The gradual repayment of an obligation over time and in accordance with a predetermined payment schedule.

Appropriation: A legal authorization from the community's legislative body to expend money and incur obligations for specific public purposes. An appropriation is usually limited in amount and as to the time period within which it may be expended.

Arbitrage: As applied to municipal debt, the investment of tax-exempt bonds or note proceeds in higher yielding, taxable securities. Section 103 of the Internal Revenue Service (IRS) Code restricts this practice and requires (beyond certain limits) that earnings be rebated (paid) to the IRS.

Assessed Valuation: A value assigned to real estate or other property by a government as the basis for levying taxes.

Audit: An examination of a community's financial systems, procedures, and data by a certified public accountant (independent auditor), and a report on the fairness of financial statements and on local compliance with statutes and regulations. The audit serves as a valuable management tool in evaluating the fiscal performance of a community.

Audit Report: Prepared by an independent auditor, an audit report includes: (a) a statement of the scope of the audit; (b) explanatory comments as to application of auditing procedures; (c) findings and opinions. It is almost always accompanied by a management letter which contains supplementary comments and recommendations.

Available Funds: Balances in the various fund types that represent non-recurring revenue sources. As a matter of sound practice, they are frequently appropriated to meet unforeseen expenses, for capital expenditures or other one-time costs.

Balance Sheet: A statement that discloses the assets, liabilities, reserves and equities of a fund or governmental unit at a specified date.

Betterments (Special Assessments): Whenever a specific area of a community receives benefit from a public improvement (e.g., water, sewer, sidewalk, etc.), special property taxes may be assessed to reimburse the governmental entity for all or part of the costs it incurred. Each parcel receiving benefit from the improvement is assessed for its proportionate share of the cost of such improvements. The proportionate share may be paid in full or the property owner may request that the assessors apportion the betterment over 20 years. Over the life of the betterment, one year's apportionment along with one year's committed interest computed from October 1 to October 1 is added to the tax bill until the betterment has been paid.

Bond: A means to raise money through the issuance of debt. A bond issuer/borrower promises in writing to repay a specified sum of money, alternately referred to as face value, par value or bond principal, to the buyer of the bond on a specified future date (maturity date), together with periodic interest at a specified rate. The term of a bond is always greater than one year. (See Note)

Bond and Interest Record: (Bond Register) – The permanent and complete record maintained by a treasurer for each bond issue. It shows the amount of interest and principal coming due each date and all other pertinent information concerning the bond issue.

Bonds Authorized and Unissued: Balance of a bond authorization not yet sold. Upon completion or abandonment of a project, any remaining balance of authorized and unissued bonds may not be used for other purposes, but must be rescinded by the community's legislative body to be removed from community's books.

Bond Issue: Generally, the sale of a certain number of bonds at one time by a governmental unit.

Bond Rating (Municipal): A credit rating assigned to a municipality to help investors assess the future ability, legal obligation, and willingness of the municipality (bond issuer) to make timely debt service payments. Stated otherwise, a rating helps prospective investors determine the level of risk associated with a given fixed-income investment. Rating agencies, such as Moody's and Standard and Poors, use rating systems, which designate a letter or a combination of letters and numerals where AAA is the highest rating and C1 is a very low rating.

Budget: A plan for allocating resources to support particular services, purposes and functions over a specified period of time. (See Performance Budget, Program Budget)

Capital Assets: All real and tangible property used in the operation of government, which is not easily converted into cash, and has an initial useful live extending beyond a single financial reporting period. Capital assets include land and land improvements; infrastructure such as roads, bridges, water and sewer lines; easements; buildings and building improvements; vehicles, machinery and equipment. Communities typically define capital assets in terms of a minimum useful life and a minimum initial cost. (See Fixed Assets)

Capital Budget: An appropriation or spending plan that uses borrowing or direct outlay for capital or fixed asset improvements. Among other information, a capital budget should identify the method of financing each recommended expenditure, i.e., tax levy or rates, and identify those items that were not recommended. (See Capital Assets, Fixed Assets)

Cash: Currency, coin, checks, postal and express money orders and bankers' drafts on hand or on deposit with an official or agent designated as custodian of cash and bank deposits.

Cash Management: The process of monitoring the ebb and flow of money in an out of municipal accounts to ensure cash availability to pay bills and to facilitate decisions on the need for short- term borrowing and investment of idle cash.

Certificate of Deposit (CD): A bank deposit evidenced by a negotiable or non-negotiable instrument, which provides on its face that the amount of such deposit plus a specified interest payable to a bearer or to any specified person on a certain specified date, at the expiration of a certain specified time, or upon notice in writing.

Classification of Real Property: Assessors are required to classify all real property according to use into one of four classes: residential, open space, commercial, and industrial. Having classified its real properties, local officials are permitted to determine locally, within limitations established by statute and the Commissioner of Revenue, what percentage of the tax burden is to be borne by each class of real property and by personal property owners.

Collective Bargaining: The process of negotiating workers' wages, hours, benefits, working conditions, etc., between an employer and some or all of its employees, who are represented by a recognized labor union. regarding wages, hours and working conditions.

Consumer Price Index: The statistical measure of changes, if any, in the overall price level of consumer goods and services. The index is often called the "cost-of-living index."

Cost-Benefit Analysis: A decision-making tool that allows a comparison of options based on the level of benefit derived and the cost to achieve the benefit from different alternatives.

Debt Burden: The amount of debt carried by an issuer usually expressed as a measure of value (i.e., debt as a percentage of assessed value, debt per capita, etc.). Sometimes debt burden refers to debt service costs as a percentage of the total annual budget.

Debt Service: The repayment cost, usually stated in annual terms and based on an amortization schedule, of the principal and interest on any particular bond issue.

Encumbrance: A reservation of funds to cover obligations arising from purchase orders, contracts, or salary commitments that are chargeable to, but not yet paid from, a specific appropriation account.

Enterprise Funds: An enterprise fund is a separate accounting and financial reporting mechanism for municipal services for which a fee is charged in exchange for goods or services. It allows a community to demonstrate to the public the portion of total costs of a service that is recovered through user charges and the portion that is subsidized by the tax levy, if any. With an enterprise fund, all costs of service delivery--direct, indirect, and capital costs—are identified. This allows the community to recover total service costs through user fees if it chooses. Enterprise accounting also enables communities to reserve the

"surplus" or net assets unrestricted generated by the operation of the enterprise rather than closing it out to the general fund at year-end. Services that may be treated as enterprises include, but are not limited to, water, sewer, hospital, and airport services.

Equalized Valuations (EQVs): The determination of the full and fair cash value of all property in the community that is subject to local taxation.

Estimated Receipts: A term that typically refers to anticipated local revenues often based on the previous year's receipts and represent funding sources necessary to support a community's annual budget. (See Local Receipts)

Exemptions: A discharge, established by statute, from the obligation to pay all or a portion of a property tax. The exemption is available to particular categories of property or persons upon the timely submission and approval of an application to the assessors. Properties exempt from taxation include hospitals, schools, houses of worship, and cultural institutions. Persons who may qualify for exemptions include disabled veterans, blind individuals, surviving spouses, and seniors.

Expenditure: An outlay of money made by municipalities to provide the programs and services within their approved budget.

Fiduciary Funds: Repository of money held by a municipality in a trustee capacity or as an agent for individuals, private organizations, other governmental units, and other funds. These include pension (and other employee benefit) trust funds, investment trust funds, private- purpose trust funds, and agency funds.

Fixed Assets: Long-lived, assets such as buildings, equipment and land obtained or controlled as a result of past transactions or circumstances.

Fixed Costs: Costs that are legally or contractually mandated such as retirement, FICA/Social Security, insurance, debt service costs or interest on loans.

Float: The difference between the bank balance for a local government’s account and its book balance at the end of the day. The primary factor creating float is clearing time on checks and deposits. Delays in receiving deposit and withdrawal information also influence float.

Full Faith and Credit: A pledge of the general taxing powers for the payment of governmental obligations. Bonds carrying such pledges are usually referred to as general obligation or full faith and credit bonds.

Fund: An accounting entity with a self-balancing set of accounts that are segregated for the purpose of carrying on identified activities or attaining certain objectives in accordance with specific regulations, restrictions, or limitations.

Fund Accounting: Organizing financial records into multiple, segregated locations for money. A fund is a distinct entity within the municipal government in which financial resources and activity (assets, liabilities, fund balances, revenues, and expenditures) are accounted for independently in accordance with specific regulations, restrictions or limitations. Examples of funds include the general fund and enterprise funds. Communities whose accounting records are organized according to the Uniform Municipal Accounting System (UMAS) use multiple funds.

GASB 34: A major pronouncement of the Governmental Accounting Standards Board that establishes new criteria on the form and content of governmental financial statements. GASB 34 requires a report on overall financial health, not just on individual funds. It requires more complete information on the cost of delivering value estimates on public infrastructure assets, such as bridges, road, sewers, etc. It also requires the presentation of a narrative statement the government's financial performance, trends and prospects for the future.

GASB 45: This is another Governmental Accounting Standards Board major pronouncement that each public entity account for and report other postemployment benefits in its accounting statements. Through actuarial analysis, municipalities must identify the true costs of the OPEB earned by employees over their estimated years of actual service.

General Fund: The fund used to account for most financial resources and activities governed by the normal appropriation process.

General Obligation Bonds: Bonds issued by a municipality for purposes allowed by statute that are backed by the full faith and credit of its taxing authority.

Governing Body: A board, committee, commission, or other executive or policymaking bodyof a municipality or school district.

Indirect Cost: Costs of a service not reflected in the operating budget of the entity providing the service. An example of an indirect cost of providing water service would be the value of time spent by non-water department employees processing water bills. A determination of these costs is necessary to analyze the total cost of service delivery. The matter of indirect costs arises most often in the context of enterprise funds.

Interest: Compensation paid or to be paid for the use of money, including amounts payable at periodic intervals or discounted at the time a loan is made. In the case of municipal bonds, interest payments accrue on a day-to-day basis, but are paid every six months.

Interest Rate: The interest payable, expressed as a percentage of the principal available for use during a specified period of time. It is always expressed in annual terms.

Investments: Securities and real estate held for the production of income in the form of interest, dividends, rentals or lease payments. The term does not include fixed assets used in governmental operations.

Line Item Budget: A budget that separates spending into categories, or greater detail, such as supplies, equipment, maintenance, or salaries, as opposed to a program budget.

Local Aid: Revenue allocated by the state or counties to municipalities and school districts.

Maturity Date: The date that the principal of a bond becomes due and payable in full.

Municipal(s): (As used in the bond trade) "Municipal" refers to any state or subordinate governmental unit. "Municipals" (i.e., municipal bonds) include not only the bonds of all political subdivisions, such as cities, towns, school districts, special districts, counties but also bonds of the state and agencies of the state.

Note: A short-term loan, typically with a maturity date of a year or less.

Objects of Expenditures: A classification of expenditures that is used for coding any department disbursement, such as “personal services,” “expenses,” or “capital outlay.”

Official Statement: A document prepared for potential investors that contains information about a prospective bond or note issue and the issuer. The official statement is typically published with the notice of sale. It is sometimes called an offering circular or prospectus.

Operating Budget: A plan of proposed expenditures for personnel, supplies, and other expenses for the coming fiscal year.

Overlapping Debt: A community's proportionate share of the debt incurred by an overlapping government entity, such as a regional school district, regional transit authority, etc.

Performance Budget: A budget that stresses output both in terms of economy and efficiency.

Principal: The face amount of a bond, exclusive of accrued interest.

Program: A combination of activities to accomplish an end.

Program Budget: A budget that relates expenditures to the programs they fund. The emphasis of a program budget is on output.

Purchased Services: The cost of services that are provided by a vendor.

Refunding of Debt: Transaction where one bond issue is redeemed and replaced by a new bond issue under conditions generally more favorable to the issuer.

Reserve Fund: An amount set aside annually within the budget of a town to provide a funding source for extraordinary or unforeseen expenditures.

Revaluation: The assessors of each community are responsible for developing a reasonable and realistic program to achieve the fair cash valuation of property in accordance with constitutional and statutory requirements. The nature and extent of that program will depend on the assessors’ analysis and consideration of many factors, including, but not limited to, the status of

the existing valuation system, the results of an in-depth sales ratio study, and the accuracy of existing property record information.

Revenue Anticipation Note (RAN): A short-term loan issued to be paid off by revenues, such as tax collections and state aid. RANs are full faith and credit obligations.

Revenue Bond: A bond payable from and secured solely by specific revenues and thereby not a full faith and credit obligation.

Revolving Fund: Allows a community to raise revenues from a specific service and use those revenues without appropriation to support the service.

Sale of Real Estate Fund: A fund established to account for the proceeds of the sale of municipal real estate other than proceeds acquired through tax title foreclosure.

Stabilization Fund: A fund designed to accumulate amounts for capital and other future spending purposes, although it may be appropriated for any lawful purpose.

Surplus Revenue: The amount by which cash, accounts receivable, and other assets exceed liabilities and reserves.

Tax Rate: The amount of property tax stated in terms of a unit of the municipal tax base; for example, $14.80 per $1,000 of assessed valuation of taxable real and personal property.

Tax Title Foreclosure: The procedure initiated by a municipality to obtain legal title to real property already in tax title and on which property taxes are overdue.

Trust Fund: In general, a fund for money donated or transferred to a municipality with specific instructions on its use. As custodian of trust funds, the treasurer invests and expends such funds as stipulated by trust agreements, as directed by the commissioners of trust funds or by the community's legislative body. Both principal and interest may be used if the trust is established as an expendable trust. For nonexpendable trust funds, only interest (not principal) may be expended as directed.

Uncollected Funds: Recently deposited checks included in an account’s balance but drawn on other banks and not yet credited by the Federal Reserve Bank or local clearinghouse to the bank cashing the checks. (These funds may not be loaned or used as part of the bank’s reserves and they are not available for disbursement.)

Undesignated Fund Balance: Monies in the various government funds as of the end of the fiscal year that are neither encumbered nor reserved, and are therefore available for expenditure once certified as part of free cash.

Unreserved Fund Balance (Surplus Revenue Account): The amount by which cash, accounts receivable, and other assets exceed liabilities and restricted reserves. It is akin to a "stockholders’ equity" account on a corporate balance sheet. It is not, however, available for appropriation in full because a portion of the assets listed as "accounts receivable" may be taxes receivable and uncollected. (See Free Cash)

Valuation (100 Percent): The legal requirement that a community’s assessed value on property must reflect its market, or full and fair cash value.